



Wild Ones®

NATIVE PLANTS, NATURAL LANDSCAPES

SUMMER 2019 • *Journal* • VOL. 32, NO. 2



*A voice for the natural landscaping movement.
Working toward the next four decades of growing native plants
and restoring natural landscapes.*

Have you ever heard of something called forest bathing? I just heard of this concept, called *Shinrin-yoku* in Japanese, which means “taking in the forest atmosphere.” The Japanese developed it 30 years ago as a cornerstone of preventive health care and healing. The idea is that people get calming, rejuvenating and restorative benefits simply by visiting a natural area and walking in a relaxed way.

After reading about *Shinrin-yoku*, I developed a new theory. Now, it could be attributable to too many hours of weeding in the hot sun, but I did the math and am here to proclaim that being a member of Wild Ones extends the average person’s life by 5.82 years. Sounds fantastical? Well, check my math...

Being in the outdoors improves physical well-being: +2.81 years. Think of the time you spend tending your native plantings. Whether you know it or not, you are lowering your blood pressure, your heart rate and your stress levels. (Well mostly. For those like me who are *not* winning the battle with the invasive oxeye daisy, I will admit my stress does go up a tad. But a quick visit to, or even just the memory of the delicious fragrance of, my Harison’s yellow roses is the perfect antidote.)

You are also strengthening your immunity. Since the human immune system works best when it faces regular challenges, when you are in the landscape, you are exposed to all sorts of pathogens, giving your immune system “practice.” So, stronger immunity accounts for more years of extended life, right?

There is evidence that being outside in nature improves short-term memory: +1.26 years. I know we all have that problem – *Where did I put the new pruners? Did I already plant those seeds, or not?* One university study showed that simply walking through a garden improved memory test scores by 20%. (That percentage was for college students, so when you adjust for those of us whose heads are full of decades of information, I think a 14.37% improvement is more reasonable.) I have to think that a related benefit is pushing back mental decline, which surely is worth another 1.26 years.

You are improving the world: +1.75 years. As we all well know, native plantings reduce water use, store carbon (especially in trees and perennials), and provide habitat for things tiny and large. As Wild Ones gardeners, we also help reduce the United States’ 40-million acres of lawn and the resultant pollution, pesticides, herbicides and wasted water. (My favorite headline on this topic: “Lawns are a soul-crushing timesuck and most of us would be better off without them” from the *Chicago Tribune*, August 2015.)

Consider that as a Wild One, you are not only enjoying the good feelings that come from helping the world’s environment, but you also know that you are doing your part to leave a better world for the next generations. In turn for that satisfaction, I think Wild Ones members get more years of life added.

Well, that’s my theory and I stand behind it.

Janice

P.S. If you recall one of my very first columns, I said I was determined to learn how to grow arrowleaf balsamroot (*Balsamorhiza sagittata*), a stunning yellow flower with fuzzy arrow-shaped leaves that are breathtaking in swaths. I report to you that I have not been successful. Yet. However, I did learn a new way to plant it from a woman at a native plant walk last summer. She told me about her large stand of balsamroot that grew simply because she “threw out” a bouquet of flowers into her back yard. Several years later, a stand of them! (Yes, at this point, I *will* try anything!)



Promoting environmentally sound landscaping practices to preserve biodiversity through the preservation, restoration and establishment of native plant communities

NATIONAL OFFICE WILD CENTER

2285 Butte des Morts Beach Road

Neenah, WI 54956

Phone: (920) 730-3986

Email: info@wildones.org

**NATIONAL STAFF
CONTACT INFORMATION**

National Office Director

Elaine Krizenek • 920-730-3986

elaine@wildones.org

Membership Manager

Janet Rothe • 920-730-3986

janet@wildones.org

Office Specialist

Kristen Lucas • 920-730-3986

kristen@wildones.org

BOARD OF DIRECTORS

President

Janice Hand • 406-219-7766

president@wildones.org

Vice President

Rita Ulrich • 423-847-8845

vicepresident@wildones.org

Secretary

Susan Hall • secretary@wildones.org

Treasurer

Rick Sanders • 406-219-4275

treasurer@wildones.org

Seeds for Education Coordinator

info@wildones.org

Website Coordinator

technology@wildones.org

Board Members

Marti Agler, Tennessee, 2022

Ellen Folts, New York, 2022

Denise Gehring, Ohio, 2020

Susan Hall, West Virginia, 2022

Janice Hand, Montana, 2020

Matthew Ross, Pennsylvania, 2020

Rick Sanders, Montana, 2020

Karen Syverson, Wisconsin, 2020

Pam Todd, Illinois, 2022

Rita Ulrich, Minnesota, 2022

Sally Wencil, Tennessee, 2022

Honorary Directors

Neil Diboll, Wisconsin, Lifetime

Lorrie Otto (Deceased), Lifetime

Doug Tallamy, Delaware, Lifetime

Karen Oberhauser, Minnesota, 2019

Stephen Packard, Illinois, 2019

Orley “Chip” Taylor, Kansas, 2019

Donna VanBuecken, Wisconsin, 2022

Catherine Zimmerman, Maryland, 2019

Established in 1977, Wild Ones is a national not-for-profit organization of members who teach the benefits of growing native plants and work together to grow and restore natural landscapes.

Wild Ones’ definition of a native plant:

A native plant is a species that occurs naturally in a particular region, ecosystem and/or habitat and was present prior to European settlement.



Order Online!

**Native Plants and Prairie Seed Mixes
Bird & Butterfly Gardens • Rain Gardens**

www.agrecol.com

(608) 223-3571

<u>6</u>	<u>Member garden</u>
<u>11</u>	<u>News across the nation</u>
<u>13</u>	<u>Honorary director</u>
<u>15</u>	<u>Artificial light</u>
<u>18</u>	<u>University of Toledo</u>
<u>21</u>	<u>Book review</u>
<u>22</u>	<u>St. Louis chapter</u>
<u>23</u>	<u>Rearing monarchs</u>
<u>26</u>	<u>Tackling climate</u>
<u>29</u>	<u>Seeds for Education</u>
<u>30</u>	<u>WILD Center update</u>
<u>31</u>	<u>Calendar</u>

Wild Ones Journal

— Editor —

Barbara A. Schmitz
journal@wildones.org

(Please indicate topic in subject line.)

— Contributing Writers —

Charlotte Adelman • Janet Allen • Sarah E. Benish
Todd Crail • Elaine Krizenesky • Sue Leahy

— Design/Layout —

Kevin Rau

— Proofreader —

Denise Gehring

Wild Ones Journal is published regularly by Wild Ones: Native Plants, Natural Landscapes. Views expressed are the opinions of the authors. *Journal* content may be reproduced for nonprofit educational purposes as long as the *Journal* is credited as the source. Individual articles that carry a copyright are the property of the author and cannot be reproduced without the author's written permission. No artwork may be reproduced, except to accompany its original companion text, without written permission of the illustrator or photographer. Contact editor if in doubt about use rights. Manuscripts and illustrations are welcome; Wild Ones does not pay for articles, photos or illustrations. For guidelines for submitting material, contact editor or see Wild Ones website. Sponsors: Contact National Office for rates and schedule.

Copyright © 2019 by Wild Ones.

Wild Ones Journal

Online version: ISSN 2472-5900

Print version: ISSN 1551-9155

LAKE SHORE CONTRACTORS

- Prairies installed
- Wetland plantings
- Rain gardens
- Native trees & shrubs
- Pond maintenance
- Cattail & phragmite control
- Buckthorn removal/control

Email ron@newbc.rr.com or call 920-734-0757

Restoring the *native landscape*



 **ernstseed.com**
sales@ernstseed.com
800-873-3321



Natural  Communities

**Largest Native
Plant, Shrub, &
Tree Selection
in the Midwest**



NaturalCommunities.net
Natives@NaturalCommunities.net



SHOOTING STAR
— NATIVE SEEDS —

**NATIVE PRAIRIE GRASS AND
WILDFLOWER SEEDS**

Native seed mixes for CRP, CREP, DOT, BWSR,
reclamation, residential, commercial, and public projects

www.shootingstarnativeseed.com

20740 County Road 33
Spring Grove, MN 55974
phone: 507.498.3944 • info@ssns.com





Native plantings take up most of the Leahy front yard.

Sue Leahy admits she knew nothing about native plants, and says she wasn't even much of a gardener in 2007.

But 12 years ago, she decided to add a butterfly garden to her yard. So she went to local nurseries and purchased plants that noted on their labels that they were good for butterflies. Next, she enlisted the help of a friend, who just happened to be very much into natives.

"She brought over some of her natives," Leahy recalls. "We planted the bed, went to lunch, and when we came back 30 minutes later, the bed was covered in butterflies! Talk about validation that I was trying to do the right thing."

Leahy says that as the summer wore on, the plants she had pur-

chased died out while the natives her friend gave her were going strong. "I started asking questions and she brought me some more, including my first cardinal flower (*Lobelia cardinalis*)," Leahy says. "When it bloomed and I saw the hummer on it, I was hooked for good. I have never looked back."

Today, Leahy's native area includes two butterfly gardens, two rain gardens, two mixed shrub beds and various other plantings. Except for her small house, patio and two-car driveway, her 55-by-225 yard is heavily planted in natives, including trees, shrubs, groundcovers and flowers.

Naturally, it didn't happen overnight. "My husband, Andy, and I did all of it ourselves," Leahy says. "As we learned more about natives,

Member Garden

Sue Leahy

St. Louis (Missouri) Chapter

All photos courtesy Sue Leahy

Editor's Note: We'd like to feature native gardens, large or small, in upcoming issues. If you're interested in sharing your native garden, send four to six high-resolution photos, as well as a brief description, to barbara.a.benish@gmail.com or journal@wildones.org. Please include your contact information so we can get in touch with you.

each year we decided on a new project to complete."


Andy has built stone walls, removed turf, put in edging and helped with bed preparation and planting.

"After the first butterfly garden, we put in the first rain garden," she



Member Garden

Sue Leahy
St. Louis (Missouri) Chapter



About the Yard

- Sue Leahy started planting native plants in 2007 because she wanted to create a butterfly garden. Today her native area includes two butterfly gardens, two rain gardens, two mixed shrub beds and various other plantings.
- They installed a 9-by-11-pond with 65-foot stream leading into it in 2007, but at that time, didn't incorporate native plants. However, when they replaced a large part of their nonnatives with natives in 2013, they saw a surge in native wildlife. Today, toads visit their stream and pond in the spring and early summer to mate and lay eggs so they also get lots of tadpoles.
- At last count, the Leahy property included over 200 native species in their 55-by-225 yard, located in Brentwood, Missouri, a suburb of St. Louis.
- Those natives bring in a variety of visitors to their yard, including butterflies, such as monarchs, black and tiger swallowtails, red admirals, painted ladies, buckeyes and others; lots of bees of all sizes; other insects such as the blue darter dragonfly; and birds, such as blue jays, cardinals, cedar waxwings, chickadees, goldfinches, red-bellied woodpeckers and others. They also see red-tailed and cooper's hawks regularly, and have had some one-time visits from a pair of mallard ducks and a great blue heron that eyed the fish in their pond. Plus, they find box turtle hatchlings regularly.

Above, left: Each spring and early summer, the Leahys enjoy watching the tadpoles transform in their pond. Below, left: Natives add vibrant color to the yard (from front to back) with wild columbine (*Aquilegia canadensis*), Robin's plantain (*Erigeron pulchellus*), golden groundsel (*Packera obovata*) and others.

recalls. "We already had two downspouts draining out through a pipe into the yard and decided to capture the runoff with a rain garden. We also had a drainage problem from a neighbor, which resulted in the second large rain garden. We got a grant from the local water/sewer district to pay for part of that one."

While her gardens may be complete, Leahy says she isn't done working on them. "I am constantly editing my perennial beds, relocating plants that didn't work and putting in different ones I want to try," she says. "I used to be afraid to move plants



Member Garden

Sue Leahy
St. Louis (Missouri) Chapter

A bench in the back yard makes for a perfect place for the Leahys to sit and observe nature at work.

once they were planted; now I move them around all the time.”

Not surprisingly, one of her favorite plants is the cardinal flower because it attracts hummingbirds. Another favorite is the New England aster (*Symphyotrichum novae-angliae*). “When my New England aster blooms, it is so covered in bees and butterflies that it looks like it’s quivering,” she says. “Something is blooming in my yard from February through November.”

With more than 200 native plants, the Leahy yard is filled with diversity. “I have very few nonnatives left as they have been periodically replaced as we went along,” she says. That diversity means her yard is filled with butterflies, bees, birds,

and much more.

Most of the natives in her yard are tagged with laser-engraved aluminum weatherproof markers, courtesy of her husband. Those signs came about after Andy kept asking her the names of plants and remarked that he was a visual learner. When they got a new laser engraver at the machine shop where he works, and he needed to practice, he made the nameplates for their plants with both common and scientific names. Now about 85% of their plants are clearly identified. “You can take yourself on a self-guided tour of my yard,” she says.

A member of the St. Louis chapter of the Wild Ones, Leahy has been on the board in charge of publicity

and marketing for three years. “I’ve really worked to give Wild Ones a community presence,” she says. “I thought if everyone knows about Audubon Society, they should also know about Wild Ones since they are both national organizations. Wild Ones should be a household word...”

For those new to native landscaping, she suggests: “Don’t do it all at once, especially if you’re working on a blank slate. Pick a project or garden you want to make native and start with that. Start small or it will get overwhelming.”

Her other advice would be not to till up the soil when creating a new garden. She learned that the hard way. One fall, they tilled up the soil to plant a row of hedges. By



Above: Purple coneflowers (*Echinacea purpurea*), and orange coneflowers (*Rudbeckia fulgida*).
Below: Snow on vines and stalks of native plants can create a winter wonderland in your yard.



spring, they had a prize crop of Star of Bethlehem, an invasive. "Normally it grows in small bunches and we didn't even know it was back there," she says. "But when we tilled the soil, we broke the clumps into smaller pieces and it was everywhere."

It's taken a few years of digging up the invasive on their hands and knees, but Leahy said they finally have it under control.

Leahy recalls hearing Doug Tallamy speak in 2014, and leaning over to her husband to say, "We're not done." So they continued planting natives.

In 2018, she heard Tallamy speak again. "And although I already have a yard full of natives, we decided to plant two more trees — another oak in the back and a cherry in the front, two of his top picks."

Leahy says they've had some cool experiences since going native, including a sighting of their first Luna moth and seeing a swarm of dragonflies one evening. She has also started raising monarchs.

"I started raising monarchs because I wanted to see the whole process, from egg to butterfly, and I knew they had a low survival rate

in the wild and I thought I could improve that a little," she says. Today, almost 100% of the monarchs she raises survive.

Leahy isn't just working in her own yard these days. After retirement, she started working part-time at a garden center, and now she's in charge of the native plant section and has greatly expanded its collection. She's also created a "pollinator palace" with signs about where people can get more information on natives, including Audubon, Xerces, Monarch Watch and Wild Ones, of course.

Last year Andy gave her a greenhouse for Christmas, and now she's also experimenting with propagating plants. "It's a learning process," she says.

In fact, the last 12 years have been a learning process, but it's been worth all the effort. "My neighbor across the street paid me a great compliment when he was comparing my yard to the neighbor's," she recalls. "He said they both looked nice, but mine was alive. I said, 'Thank you; that's what I was going for!'"



Minnesota
Native
Landscapes

Ecological Restoration
Otsego - Foley - Lonsdale

- Local Origin Native Plants and Seed
 - Installation Services
- Vegetation Management Services
 - Conservation Grazing
 - Consultation and Design



www.MnNativeLandscapes.com
(763) 295-0010

Ready to Rethink Your Lawn?

★ NO MOW LAWN ★

A Fine Fescue Blend for Full Sun to Partial Shade

Drought Tolerant & Low Maintenance
for a Quieter, Healthier Environment.

Learn more about No Mow Lawn at
PrairieNursery.com
or call 1-800-476-9453

A Native Garden Supports Our Fragile Ecosystem.



Natural Garden Natives®

*Natural Garden Natives®
species attract a broad variety
of pollinators, including
butterflies, birds and bees.
All of our plugs and pints
are always Neonic free!*

Find Your Local Retailer at www.naturalgardennatives.com

NEWS

ACROSS THE NATION

HAWAII

Researchers using a drone discovered a flower species in a remote area of Kauai's Kalalau Valley thought to be extinct, WFMZ-TV reported.

According to the National Tropical Botanical Garden, *Hibiscadelphus woodii* was discovered on a vertical cliff face. The plant was last seen alive in 2009.

The plant grows as a shrub or small tree and produces bright yellow flowers, which turn purple or maroon as it ages. The species was first discovered in 1991 and named in 1995.

MICHIGAN

Of the 12 species of native bumblebees (*Bombus spp.*) in Michigan, six are in significant decline.

According to Michigan Radio, Thomas Wood, a post-doctoral research associate at Michigan State University, recently completed a survey of bumblebees in the state.

"It's a loss of flowers," he said. "Many of the bumblebees that are stable fly mainly earlier in the season and so they're more on trees and shrubs. And then, many of the bumblebees that have declined fly later in the season and they're more in prairies and they're more on herbs and forbs."

That's because prairies in Michigan have been disappearing at the same time that neonicotinoids have become increasingly popular to treat corn and other crops like soybeans and sugar beets, he said. Another study found that bumblebees' flight distance is impaired because of the pesticide.

Michigan State University is offering a new online course called Pollinator Champions. Created by the Michigan Pollinator Initiative, the course covers four major subjects:

Why do we care about pollinators? Teaches how pollination works and the important role pollinators play in agriculture and nature.

Who are our pollinators? Provides an overview of the huge diversity of pollinators in our world and some of their life histories.

What is happening to pollinators? Explains pollinator decline and the factors that drive it.

What can we do for pollinators? Shows ways we can all help pollinators thrive.

Anyone with an internet connection can enroll in the self-paced course. Everyone is welcome to learn about pollinators for free, but for a small fee you can also become an official Pollinator Champion, which includes a certificate and materials to help you give presentations about pollinators to local organizations.

Register for the course at <https://pollinators.msu.edu/programs/pollinator-champions/register-for-pollinator-champions/>.

UTAH

Utah started a phragmites eradication program in 2006, focusing on eliminating the invasive reed species from Utah's two largest lakes, the Great Salt Lake and Utah Lake.

But they soon discovered that phragmites aren't easy to eliminate since they spread both by abundant seed and creeping stems, stolons and by rhizomes from their roots. However, new techniques are giving hope that they can finally get the population under control.

Starting this summer, cows will be fenced into acres of phragmites growth to graze it. While it won't completely eradicate the rapidly spreading species, it will allow for native plants to come back in its place. Phragmites are also full of protein, and good for the cows, The Standard-Examiner reported.

In addition, in fall they will treat large areas of the invasive reed by helicopter. Then, after the first hard freeze, Utah County crews will come in to smash the treated plants with new equipment called "Marsh Masters." That should help phragmites decompose more quickly once the lake levels rise again in the spring.

VIRGINIA

In April, Gov. Ralph Northam officially launched ConserveVirginia, Virginia's first in the nation, data-driven, statewide, land conservation strategy that identifies high value lands and conservation sites across the commonwealth of Virginia.

According to NBC 29, ConserveVirginia's living "smart map" is the synthesis of 19 mapped data inputs, divided into six categories, each representing a different overarching conservation value. The categories are Agriculture & Forestry; Natural Habitat & Ecosystem Diversity; Floodplains & Flooding Resilience; Cultural & Historic Preservation; Scenic Preservation; and Protected Landscapes Resilience. The categories contain more than 5 million acres of agricultural and forest lands.

"It is time to take a more scientific, data-driven, and accountable approach to land conservation in our commonwealth—ConserveVirginia is about using the best information we have available to identify our true conservation needs and focus on protecting our limited resources," Northam said.



LaceWing

Gardening & Consulting Services
Home based in NW Milwaukee

Garden Consultation • Instruction • Design
Wildflowers & Woodland Gardens
Organic Lawn Care
Landscape Maintenance

Environmentally sustainable landscapes practice in all area/habitats.


Creating Habitat gardens that attract hummingbirds, butterflies and pollinators including ponds, prairies and rain gardens.

Winter Services
Landscape Design
Thinning & Renewal Pruning
Garden Talks to Groups on Various Organic Garden Topics & Lifestyle.

Remember, Life begins in the garden!

Diane M. Olson Schmidt
lacewinggdc@att.net
414.793.3652


Creating Habitats for over 20 years



Prairie Seed Source


P.O. Box 83, North Lake
Wisconsin 53064-0083

Over 170 species from southeastern Wisconsin prairies




PLEASE SEND
\$1 FOR
SEED
CATALOG

Bob Abrenhoerster,
Prairie Restoration
Specialist



VISIT OUR WEB SITE AT:
www.prairiebob.com

Helping to Create Critical Habitat

NaturalShore.com / 612-703-7581
Maple Plain, MN



Prairie Nursery

NATIVE PLANTS & SEEDS

2019 Native Plant
CATALOG
Sign up on our website, it's FREE.




Bringing Your Landscapes to Life, since 1972.

prairienursery.com • 800-476-9453

Native Plants and Seed Mixes • Wildflowers, Ferns, Grasses, Sedges and Shrubs



Get to know your Honorary Director



DOUG TALLAMY
Lifetime Honorary Director

Q: What's the most interesting thing about you that we wouldn't learn from your resume alone? In other words, what is one thing people would be surprised to know about you?

A: When I started out, I was petrified to talk in front of people. As a matter of fact, I didn't consider teaching as a career at first, and I actually went to dental school because I was dodging what scared me the most. It took me years to get over my fear of public speaking, but I'm proof that if I can get over it, anyone can.

Q: What most inspires you in your work?

A: The results inspire me. I love the natural world and always have. To see it disappearing has always been extremely troubling to me. What has kept me going is the realization that we don't have to tolerate that, and that we can reduce and restore the losses. Passing that information on to other people and seeing other people getting more involved and making changes to their own landscapes is proof that what we are doing is working.

Q: What advice would you give others?

A: Create a career out of what you like to do. Too many people are pressured into careers by their parents or reality, and pursue something they don't enjoy, and that doesn't get you going in the morning. Try to find a career that can support you in an area you enjoy because that means you will be good at it.

Q: What would you do if you just found out you had won \$10 million in the lottery?

A: That's an easy one. I would buy land because at least while I'm on this planet, I would be able to direct what happens to that land. Plus, with \$10 million I'd have the resources to restore land that is currently messed up. In fact, I do buy lottery tickets for exactly that reason.

Q: What projects you are currently working on? What comes next for you?

A: I want to scale up what we've learned and take that message nationwide. For example, it's not just that we need to plant natives; we need to plant the right natives. We believe that just 5% of our native plants are producing 75% of the insect food that drives food webs. We call these plants keystone plants because without them food webs collapse. We need to verify that is happening in the field and then make those plants the structural background of every landscape. We also need to do more research to discover what are the best plants for specialist pollinators because those plants will also work for generalist pollinators.

Q: If you were leading Wild Ones, what things would you have the organization focus on?

A: I would concentrate on expanding membership. Wild Ones is already leading the cultural change, but I would want to expand it beyond the people who inherently know this is the right thing to do. I would love to see Wild Ones expand its reach and find ways to get that message out faster to people who can be persuaded to try native landscaping. Once native landscaping becomes commonplace, people will follow along just because their friends or neighbors are doing it. But we're not there yet.

**Wild
Ones
online**



[www.facebook.com/
wildonesnative](http://www.facebook.com/wildonesnative)



[twitter.com/WildOnes
Natives](https://twitter.com/WildOnesNatives)



[pinterest.com/
wonational/](https://pinterest.com/wonational/)



[www.linkedin.com/com-
pany/wild-ones-
native-plants-
natural-landscapes](https://www.linkedin.com/company/wild-ones-native-plants-natural-landscapes)


**Possibility Place
Nursery**



Trees ●
Shrubs ●
Perennials ●

**Purveyor of
Native Plant life**

Phone: 708-534-3988
Fax: 708-534-6272
www.possibilityplace.com



**Native Seed Producer
Since 1998**

**Individual Species and Native Seed Mixes
for all Areas!**

www.opnseed.com | Phone: 866-569-3380

f @opnseed t @opnseed i @opnseed

izel **FREE SHIPPING**

Online Marketplace for Native Plants



Izel Plants offers cost effective options to cover a lot of ground, including containerized plants and retail-elusive plugs.

Easily find the species that are best suited to your specific needs, from popular ones to those that are rare and hard to find.

izelplants.com



Artificial light at night poses new threat for pollination

By Sarah E. Benish

The number of bees, butterflies and other pollinators is declining worldwide due to diseases, pathogens, invasive species, climate change and loss of habitat.

But recently, the rise of artificial light at night, or light pollution, has been proposed to be a new threat to ecosystems. For the first time, researchers at the University of Bern, Switzerland, have shown that light pollution at night disrupts nocturnal pollinators and damages the reproductive success of plants.

Using night-vision goggles, scientists carefully monitored the insect and plant interactions in meadows both illuminated by LED street lamps and naturally dark. They found the number of flower visits with experimentally set up lights were 62% lower than in the unlit areas. Additionally, the species of flower visitors was 29% fewer in illuminated sites. The researchers found that artificial light changes the behavior of nocturnal flower visitors by the attraction to the artificial light source or to a reaction of flow-

er visitors, but needs further study. The findings were published in August 2017 in the journal *Nature*.

Light pollution at night is estimated to be increasing globally at a rate of 6% per year. Artificial light has been shown to affect both the physiology and behavior of other organisms and have negative consequences on the communities of species and population dynamics. The researchers deduced that the species visiting the flowers with the light treatment were not more selective than those visiting the

Artificial light has been shown to affect both the physiology and behavior of other organisms and have negative consequences on the communities of species and population dynamics.

flowers in the dark sites. Plants are highly dependent upon other plant and animal species for successful reproduction.

The researchers concluded that pollination provided by nocturnal species is disrupted in the vicinity of streetlamps, leading to a reduced reproductive output of the plant that cannot be compensated for by pollinators during the day. In order to assess how light pollution affects total pollination, scientists studied the reproductive output of 100 experimental plants of *Cirsium oleraceum*, a type of cabbage thistle, at five dark and five illuminated sites. One plant at each site was bagged to deny pollinators entry to the flower. The scientists found a lower number of developed fruits exposed to visitors in illuminated sites compared to dark sites and a comparable number of fruits in the bagged self-pollinated plants between the two treatments.

Herbivores infested some flower heads (4%), which negatively impacted the number of developed fruits. However, the effect of herbivores on the number of developed fruits between the illuminated and dark sites did not differ. Furthermore, no difference was detected in the percentage of developed fruits per flower head in both groups.

The study also showed cascad-



How can you make a difference?

Inspect the lighting around your home. Poor lighting not only creates glare and light pollution but also wastes enormous amounts of energy and money. Take a few moments to inspect your property for inefficient, poorly installed and unnecessary outdoor lighting.

Use lights that shine down, not up. Use fully shielded, dark-sky friendly fixtures. The International Dark-Sky Association has more information on [lighting basics](#) and a [directory](#) of Dark Sky Friendly-approved lighting products.

Only use lights when needed. Install timers and dimmer switches, and turn off lights when not in use.

Use the right amount of light. Too much light is wasteful and impairs vision.

Use long-wavelength lights with a red or yellow tint to minimize negative health effects.

Talk to your friends, neighbors and family, and spread the word online about the threats of light at night.

Source: International Dark-Sky Association

ing effects of artificial light on daytime pollinators, which are unable to make up for the loss of pollination at night. If light pollution drives away nighttime pollinators, resulting in fewer fruit and plants, the effect could ripple through to daytime pollinators who may rely on the fruit for food.

Animal-assisted pollination is crucial for functional natural ecosystems and food security. In 2009 in the United States, the estimated economic value of pollination was \$361 billion.

While a lot of attention has been focused on the decline of bee

populations around the world and the effect on pollination, this study is the first to report the effect of rapidly spreading light pollution on nocturnal pollinators. The authors are the first to show how plant-pollinator interactions are being threatened by a seemingly small impact, in the face of climate change.

Sarah E. Benish is a Ph.D. candidate in Atmospheric and Oceanic Science at the University of Maryland. Her dissertation will assess observations of trace gases including CFCs, ozone photochemistry and aerosol properties during an aircraft cam-

Prairie Restorations, Inc.



Bringing people together with the land



Designing, Installing & Maintaining
Native Landscapes Since 1977!

Seven Minnesota Locations

Toll Free: 800-837-5986

Local: 763-389-4342

www.prairieresto.com

info@prairieresto.com



Roundstone Native Seed LLC
We have the Seeds you Need

Contact us for a free quote

888.531.2353

sales@roundstoneseed.com

9764 Raider Hollow Road
Upton KY 42784

Northeast Pollinator Plants

northeastpollinator.com





Students plant little bluestem (*Schizachyrium scoparium*) and wild columbine (*Aquilegia canadensis*) at Carlson Library. The area features select species in a formal planting, yet sets a firm break for a less formal planting.

Greening the University of Toledo through service learning

By Todd Crail

All photos courtesy Todd Crail

University of Toledo students had witnessed the good in restoring both natural and human assets through service learning opportunities at local nature preserves and native plant installations in Northwest Ohio. They wanted to bring this message into view on campus for those who were missing the opportunity to interact with these projects.

As a result, Greening UT through Service Learning (GUTS) became a student-led initiative to replace select areas of turf grass across campus with native plantings. GUTS began as a senior capstone project led by undergraduate Jeanna Meisner in the Department of Environmental Sciences. She was then joined by graduate student Jessica Collier and advised by Jon Bossenbroek and myself as the project moved forward.

GUTS was made possible with funding provided by the Student Green Fund, which is generated by a \$5 optional student fee each semester. The fund finances student-led projects focused on making the University of Toledo more sustainable. Approval of the GUTS proposal marked the first time SGF funded a paid position for students on campus. This is a remarkable new direction for how the fund would be allocated. To date, SGF has funded \$38,000 worth of GUTS proposals, which is not small change!

Meisner began inventorying existing installations and determined potential sites for installations. We were also able to purchase the first round of supplies for our projects. Linnea Vicari, the 2017 UT recipient of the Oak Openings Region Chapter Wild Ones Student Award, and Hannah Blice joined shortly thereafter and began to work with Department of Environmental Sciences volunteers. Their first tasks were to clean, stratify and germinate seed that had come from my home, along with native seed donated by MetroparksToledo. We were also able to obtain greenhouse space in the Plant Science Center and students began




Above: Year two of a prairie installation in front of the Bowman-Oddy Science building. Right: Students in the *Know Your Place* course presented at the University's Community-Engaged Research Symposium where they discussed native plantings with University neighbors, partners, professors and administrators, including University President Sharon Gaber.

documenting the lessons we learned as we went along.

Once we began to understand processes and expectations, the GUTS project team connected with students in DES environmental courses to host their own service learning events. By participating in an event, students gained experience relevant to their program, while providing GUTS an on-going stream of volunteers. Service-learning tasks included collecting native seeds from native gardens across campus, cleaning those seeds, "bumping up" young plants, and planting inside garden plots.

Each semester, the service learners discover that native prairie plants work with the ecosystem,



rather than fight against it. They learn these plants have root systems that can store as much carbon as a forest while balancing water and nutrient cycles, removing the need for fertilization and watering. They learn these plant species also feed the ecosystem through food web interactions with insects and birds. They learn that ultimately, these installations reduce the costs of main-

taining a landscape, and we hope to demonstrate to them that this different aesthetic is acceptable, if not beautiful and inspirational.

But this isn't just about how we shape the student volunteers or the landscape. The deepest impact that we have is on the GUTS employees themselves. Each student employee has been forced outside their comfort zone by leading their peers in these



efforts. They are suddenly “the adult in charge” and the effect on their confidence has been exciting to watch.

Perhaps most so for Bernadette Barror, the 2018 UT recipient of the Wild Ones Student Award. Barror loves greenhouse husbandry, the quiet sanctuary of nurturing plants and cleaning seeds, but was unsure of herself in a leadership role. She felt comfortable enough with seed cleaning that she was ready to take on a group, and then quickly discovered she only needed to know a little more than her participants to be seen as their leader. She learned that it was very easy for her to talk to her peers about why it all was important to her because she was discussing her passion. And she hasn’t stopped since. Barror regularly attends the local Wild Ones chapter programs and is volunteering on their native plant sale in order to earn a second year membership to Wild Ones.

Has the project worked? We are proud to say that in two growing seasons GUTS has grown and planted 20,000 plugs across campus

among nine installations, successfully installed a half-acre prairie from seed, convinced the grounds maintenance crew that this is a viable landscape cover, and worked with approximately 300 participants compiling nearly 1,000 hours of service learning time. We needed to add additional personnel to meet service learner demand and fill spaces left by students who are graduating. Most of all, GUTS has created nearby outdoor classrooms with easy access from traditional teaching spaces that have caught the attention of the campus community.

Our flagship 2019 project is a high-profile garden complimenting the Carlson Library renovation. We were able to leverage past SGF investment to get the Library to match the project costs 60/40, where their investment is largely the materials and our buy-in is time and knowledge. Best yet, the project involved an Honors College class (called “Know Your Place,” an exposure to their local county environmental issues) that did the planning, growing,

Service learners help stratify, germinate and bump up native plants for GUTS installations, as well as place the plants in native installations across campus.

planting and interpretation. Through this experience, the students gained a campus-wide audience with whom they can explain why we should be investing in projects such as this. Over 1 million people per year will walk by this new installation.

Our work was also recognized by the Wild Ones Oak Openings Region Chapter through a Native Landscaping Award in 2018. Outside recognition helps to make the effort real to the students. We are thrilled to have received it from our local chapter and also by National through this article in the *Journal*. We look forward to the days ahead as we train a new generation of champions for our local natural resources!

Todd Crail, an associate lecturer of environmental sciences at the University of Toledo, is a member of the Oak Opening Region Chapter of Wild Ones.

Book Review:

"Prairie Wildflowers: A Guide to Flowering Plants from the Midwest to the Great Plains,"

FalconGuides, Available in Paperback and Kindle formats. By Don Kurz

By Charlotte Adelman

"*Prairie Wildflowers*," the latest of many excellent guides to the flowering plants in America's heartland, is a valuable reference written to enable the casual wildflower observer to identify 350 native wildflowers and shrubs growing from the Midwest to the Great Plains, plus a selection of nonnative weeds. Its comprehensive selection of plants, its beautiful full-color photographs, and its information, including habitat/range and bloom season, make it a book that Wild Ones' members will enjoy using.

Organizing a book can be tricky. "*Prairie Wildflowers*" groups its flowers by color: white, yellow, red and orange, pink and blue and purple. Not a perfect method, notes the author, because some vary in shades of color. However, its organization becomes confusing when the individual plants are listed within each color group. (Fortunately, the book has an excellent index.) A heading above each plant sets out its common name in prominent, large, bold capital letters, but though the plants are listed in alphabetical order, it is not in the order of their common names. "Within each color group, the plants are arranged by their family and then by genus, all in alphabetical order," (with certain exceptions). The first plant listed in the book (white section) is Water Hemlock (*Cicuta maculata*), Parsley family (*Apiaceae*). "*Prairie Wildflowers*" would be more coherent and useful if the author had retained the format he used in "*Illinois Wildflowers*" (2004 - Paperback). That book had "chapters by color and then season of bloom" with "the first part of each chapter" containing

"spring-blooming wildflowers" and then progressing "through the season with fall-blooming wildflowers towards the end." In "*Illinois Wildflowers*," for instance, water hemlock (May-September) is located in the middle of the white section. But "*Prairie Wildflowers*" leaves the job of listing the order of bloom of its 350 plants to the reader.

"Selected Further Readings" in "*Prairie Wildflowers*" lists books in its genre including "*Tallgrass Prairie Wildflowers, A Falcon Field Guide*," (1995, 2005, Paperback, by Doug L. Ladd, photos by Frank Oberle, 295 species; 325 photographs). Both prairie wildflower books provide beautiful full color photographs and both group the plants by color. But the flowers in "*Tallgrass Prairie Wildflowers*" are helpfully arranged, "according to the approximate season they start flowering." Both prairie wildflower books include maps indicating the "approximate pre-settlement range of the tallgrass prairie." Also listed for further reading is the excellent "*Wildflowers of the Tallgrass Prairie: Upper Midwest*" (by Sylvan T. Runkel and Dean M. Roosa, 1989, paperback).

A book available since 1980 is the multi-purpose and charming "*The Prairie Garden: Seventy Native Plants You Can Grow in Town or Country*," (by J. Robert Smith with Beatrice S. Smith, illustrator Patricia Mueller, paperback). The author limited the book to "only those plants with which I have had personal experience." Intended as "an aid to beginners interested in using prairie plants for landscaping small areas and to others wanting to establish or improve large prairie areas," he

hoped it will "be a partial answer to the question he often

receives," asking for "all the information you have on the propagation of prairie plants." This book's color photographs can't compete with the later prairie books, but accompanying each species is a fine line drawing, information on seed collection, propagation, and suggested companion plants. In addition to the section titled "Forbs and Shrubs," sections deal with grasses, sedges and root systems. Also included is a useful listing of prairie plants by habitat, and an indispensable chart of prairie plants by color and flowering time.

If Kurz and other prairie experts did not share their love and knowledge of the native plants of the prairie ecosystem by writing wonderful books, what would we read? Too many books directed to the prairie and plains states feature covers with daylilies (from China). These books suggest planting oriental and Asiatic lilies, nonnative (some invasive) shrubs like Forsythia, Burning Bush and Butterfly Bush, and vines like the invasive winter creeper and English ivy. These plants are some of those recommended in "*Prairie & Plains States Month-by-Month Gardening: What to do Each Month to Have a Beautiful Garden All Year*" (Paperback by Cathy Wilin-son-Barash). Thanks to Kurz and the others, this is a book we can avoid.

Charlotte Adelman is a life member of Wild Ones and co-author of "*The Midwestern Native Garden, Native Alternatives to Nonnative Flowers and Plants, An Illustrated Guide*."



St. Louis chapter celebrates 20th anniversary with year of activities



Editor's Note: An anniversary is always a reason to celebrate. Here's how one chapter celebrated the entire year for its 20th year milestone. Their activities and festivities should give your chapter ideas how you can celebrate an important Wild Ones anniversary.

By Susan Leahy

The St. Louis (Missouri) Chapter of Wild Ones observed its 20th anniversary during 2018 with special events to celebrate the chapter's growth and achievements. The chapter has achieved tremendous growth over two decades, starting from a small group of seven interested people to almost 200 members today.

To start the year, we created commemorative T-shirts utilizing the monarch graphic; we sold the T-shirts at cost to members.

We invited special speakers for our February and March gatherings, and advertised those programs in our local paper. February's speaker was Kyle Chesborough, the horticulturist for Bellefontaine Cemetery in St. Louis, who has done a fantastic job with their landscaping, which includes many native trees and shrubs, as well as perennial gardens. The speaker for March was Jo Alwood, who records and teaches about wildlife happenings on her extensive property. You can find many of her recordings on [YouTube](#). Both programs were exceptionally popular with about 80 people in attendance at each.

We offered two door prizes at our monthly gatherings, February through October. The prizes were varied, but included Wild Ones hats, books, soil knives and bird feeders. All door prizes were tagged with a special 20th anniversary sticker.

We continued our regular practice of meeting at members' homes

for garden tours, and supporting our local schools with grants to plant native gardens. To date, we have supported more than 40 school gardens and one municipal garden. Thanks to dedicated volunteers, we also display at numerous events in the St. Louis area throughout the year to help spread the word about Wild Ones and native landscaping.

In November, we wrapped up the year with a catered banquet and seed exchange that was attended by about 75. Our chapter underwrote the cost, although attendees paid a small fee. Since we wanted to be "green," we paid extra for non-disposable plates and silverware, thus eliminating a tremendous amount of waste. We purchased a sheet cake with the Wild Ones chapter logo. In addition, magnets with our 20th anniversary design were given to everyone, along with bandannas with our logo, that doubled as napkins for the event. Door prizes included gift

certificates to area nurseries, books, notecards, jewelry, wine, a bird house and bubbler fountain.

Scott Woodbury, the horticulturist at Shaw Nature Reserve and founder of our chapter, spoke about the changes he has seen in the native landscaping movement, complimented us on our chapter growth, and challenged us to help continue to educate young people to ensure the future of native landscaping. Many members contributed native seeds to share with others.

In 2018, we had the pleasant experience of outgrowing our indoor meeting space and moved to a larger venue for the banquet and future meetings. We look forward to continued growth and support of "Healing the Earth, one yard at a time."

Susan Leahy is a member of the St. Louis (Missouri) Chapter of Wild Ones, and is the chapter's publicity/marketing coordinator.

Chapter creates regional marketing materials

The St. Louis (Missouri) Chapter of Wild Ones created a customized insert for the National Wild Ones rain garden brochure. The insert listed common rain garden plants in the St. Louis region, as well as a list of local resources on rain gardening.

The chapter also coordinated with three other local organizations to create a Native Plant Gardening Circle of Support rack card, which highlights the St. Louis Wild Ones chapter, the St. Louis Audubon's Bring Conservation Home program, Shaw Nature Reserve and Grow Native, a major resource for native gardening in Missouri.

The card explains the role each of these organization play in native landscaping and includes their websites, and is distributed by all four groups, as well as being on display at four nurseries in the St. Louis area that sell natives.



Rearing monarchs responsibly




Editor's Note: Continued from our Spring issue article "Rearing Monarchs: Why or Why not?"

If you do rear monarchs for educational or citizen science purposes, we offer this guidance for responsible rearing.

Collect small numbers of monarch eggs or caterpillars from the wild as locally as possible. Do not buy or ship monarchs; be mindful of collection policies or restrictions if applicable and secure permission before collecting monarchs from the wild.

Monarch caterpillars require milkweed to grow and develop; there are over 100 species of milkweed native to North America. Look for eggs or larvae on the underside of milkweed leaves; they are also commonly found amongst buds or flowers at the top of the plant. When you find a caterpillar, remove the whole leaf on which you find it and transfer it to your rearing container. You need a reliable source of milkweed to feed larvae. When collecting milkweed, avoid plants that have been treated with insecticides.

Rinse leaves before feeding them to caterpillars. Rinsing will clean the leaves, and keep them fresher for longer. You should blot off extra water, and can keep extra leaves in an airtight container in your refrigerator.



Above: The day before adult monarch butterflies emerge, their wings become visible through the pupal skin. Left: Look for eggs or larvae on the underside of milkweed leaves. Below: A monarch caterpillar forms a pre-pupal 'J' before it sheds its skin for the last time.



Precaution: Latex from milkweed is painful and can cause corneal damage if it is rubbed into eyes. Avoid touching your eyes and wash your hands after handling milkweed.

Egg (1-5 days)

To keep the milkweed from drying out, keep eggs (on the milkweed on which you collected them) in a container lined with a moist paper towel.

Larva/caterpillar (10-14 days)

Monarch caterpillars can be kept in an aquarium, large jar, bug cage, or other roomy containers. Rearing containers should have adequate ventilation, which can be provided by a screened lid or sides. The container should be large enough for the adult to expand its wings when it emerges. To minimize disease spread and keep accurate records for citizen science projects, it is best to raise monarchs singly (one per container). Overcrowding monarchs can lead to starvation, cannibalism, rapid spreading of disease and death. Keep rearing containers clean and sterilize after each use (when a monarch emerges as an adult, or dies) using a 20% bleach solution.

Continue to keep a damp (NOT dripping wet) paper towel at the bottom of the container. Replace it often to prevent the buildup of waste. Protect the container from direct sunlight; high temperatures can kill larvae. Some larvae collected from the wild will have tachinid fly parasitoids, which emerge from monarchs around the time of pupation. Send emerged flies to MLMP, using their protocol.

Mortality may be caused by a virus or bacterial infection, or by contaminated milkweed. Handle larvae as little as possible to avoid hurting them or spreading disease. Very small larvae may be moved with a small, clean paintbrush. Caterpillars that stop moving and turn brown or black should be removed immediately; they could rupture and spread infection. Remove dead



Photo by Val Lindeman


A monarch nectars off red milkweed (*Asclepias rubra*).

or unhealthy pupae and caterpillars from the rearing containers as soon as you see them, and sterilize the container. You may keep them in a separate container for a few days to determine if they are parasitized.

Caterpillars that are motionless on the side or top of the cage (not feeding) are especially vulnerable to injury because they are probably preparing for or recovering from a molt. Be careful not to disturb or move them during these periods of apparent inactivity. When ready to pupate, larvae will crawl to the top of their cage,

attach themselves with silken thread, and form a pre-pupal 'J' before shedding their skin for the last time.

To reduce risk of spreading the protozoan parasite OE (*Ophryocystis elektroscirrha*), and other diseases, do not keep adults in the same container as immatures, and do not allow adults to emerge in a container in which larvae are feeding. Adult monarchs can spread dormant parasite spores to milkweed plants and to their eggs. When a caterpillar consumes these spores, they become infected.



Quick tips for raising healthy monarchs

Keep the cage clean. Rearing containers need to be cleaned of frass and old milkweed daily to prevent mold growth. Clean containers with a 20% bleach solution and rinse before putting monarchs inside.

Keep milkweed fresh. Add fresh milkweed every day to ensure monarch larvae have quality food.

Avoid extreme temperature and moisture conditions. Keep rearing containers out of direct sunlight and make sure that there is not too much moisture (paper towel should be moist, but not dripping wet). Temperatures that are too cold will delay monarch development. If the container is in direct sun, it will act like a greenhouse, and heat up to potentially lethal temperatures.

Be conscious of disease. Viral and bacterial infections spread very quickly from one caterpillar to another, so keep containers clean and sterilize them often.

Why to rear (or not)? Mass rearing of monarchs for release into the wild is not an appropriate conservation strategy. People who wish to rear monarchs should do so in small numbers, for outreach, personal enjoyment or citizen science.

Photographer Paula Altekruze says, "We raised the monarch from a tiny caterpillar, and placed the newly emerged monarch on milkweed, and along came a bee."

Pupa/Chrysalis (9-14 days)

To re-attach a fallen pupa, tie a piece of thread or floss around the cremaster (small black attachment at top) and secure it to a lid.

The day before adults emerge, their wings become visible through the pupal skin. Adult butterflies usually emerge in the morning; their wings will be soft and wet when they first emerge. If they fall, carefully pick them up by holding the thorax (body segment to which the legs are attached), and place them on the top or side of the cage. They need to hang with their wings pointed downwards for several hours. A pupa that has been very dark for more than 2 days is likely dead.

Adult butterfly

Recently emerged butterflies should be tested for the protozoan OE (Project Monarch Health), and can be kept in the cage for up to a day before being released or fed. Monarchs held for longer than one day need to be fed nectar. If flowers are not available, you can offer a clean sponge or cotton ball saturated with a 20 percent honey or sugar water solution. A warm sunny day is an ideal day to release them. Hold the butterflies carefully with their wings closed when you release them, or simply open the cage to let them fly out. Release adults close to where they were collected as eggs or caterpillars - do not translocate them long distances.

Republished, with permission, from Monarch Joint Venture

Editor's Note: Wild Ones has been a partner of Monarch Joint Venture since 2013 to help educate our members and the public about monarch conservation concerns.

Editor's Note: A United Nations 1,500-page report, compiled by hundreds of international experts, in May warned that humans are transforming Earth so dramatically that 1 million plant and animal species are now at risk of extinction. However, the report also stated that many of the worst effects can be prevented by changing the way we grow food, produce energy, deal with climate change and dispose of waste. It will take a concerted effort by governments, companies, and people like you.



Pathways in the Allen front yard and little lawn means they no longer have to mow much grass. In fact, they can mow their yard in 7 minutes with a small electric mower.

Tackling climate in our landscape

By Janet Allen

All photos from Janet Allen

Like others concerned about climate change, we're striving to reduce our carbon footprint by using LED lights, driving a plug-in hybrid, and reducing our fossil fuel use in other ways. Just as important, we're also creating a climate-friendly landscape.

We plant LOTS of plants

Native, of course, since they're the ones that support life on earth! After all, what good is a planet with a stable climate if it doesn't support life?

But which native plants? In this unprecedented planetary experiment, previous patterns of tempera-

ture, precipitation and storms will not predict future ones. Hardiness zones have already been revised. Zone 4 of my childhood is now Zone 5, and further changes are expected in the next 30 years.

Will plants in their current native range survive there in the future? Will the advantages of local ecotype persist when winter lows plummet and summer highs spike? No one knows, but we're trying to future-proof our landscape by choosing new plants from the center or northern part of their current native range.

We grow a diversity of wildflowers, grasses, shrubs, understory trees and a few canopy trees to increase the chance that some will adapt to changing conditions. And for the same reason, we choose species rather than cultivars to increase genetic diversity.

We reduced our lawn

How did we find space in our modest-size suburban yard for so many plants? By eliminating most of the lawn! Lawn may be climate friendlier than asphalt, but any carbon it sequesters or oxygen it produces pales in comparison to other plants. Picture a landscape of perennials, shrubs, and trees and consider how much more carbon they put into the soil and how much more oxygen those plants will produce in the same

amount of space. And large trees not only put carbon into the ground, but also store it aboveground.

Another problem with lawns is the polluting (and noisy) power equipment used to maintain them. We got rid of our old gas mower and bought a small, quiet electric one. We mow our mini-lawn in just 7 minutes, creating much less pollution.

In fall, rather than use a noisy, polluting leaf-blower, we rake leaves (free exercise!) on our tiny lawn and add them to the compost bin or pile them on our vegetable beds for the winter.

Perhaps less obvious sources of climate pollution are the chemical fertilizers, pesticides and herbicides used on lawns. Not only do they directly cause problems — such as fertilizers breaking down into the potent greenhouse gas nitrous oxide — but producing, packaging and transporting them is also carbon-intensive.

We maintain our small lawn without any chemicals by mowing it slightly higher, leaving the clippings on the lawn, and hand-digging intrusive weeds. We never water it. Though it might not star in a lawn product commercial, it compares quite favorably to the chemically treated, routinely watered lawns in the neighborhood.

We nurture the soil

When we first started gardening many decades ago, we believed that using a rototiller and double-digging our garden was the best thing we could do. Now we know better! Each time we disturb the soil, it releases some of the stored carbon, allows weed seeds to germinate, damages the soil structure, and is bad for soil microbes and fungi. We try not to walk on the soil to protect the soil structure, and we limit digging.

We don't have much bare soil in our habitat garden. Our perennial beds are self-mulching since we let plants fill in close to each other, keeping the ground moist and crowding out potential weeds. We also plant herbaceous plants under trees and shrubs. We leave most of plants' own stems and leaves where they fall, so they can feed soil microbes and provide a home for beneficial insects.

We grow food

We're especially interested in providing habitat for wildlife, but we also believe it's important to use some of our yard to grow our food. The organic fruits and vegetables we produce require no fossil-fueled transportation and are the healthiest, tastiest food we could eat. We have permanent beds and plant cover crops so the soil isn't bare over the winter.

We recycle garden waste

Organic waste decomposing in landfills generates methane, a potent greenhouse gas, so we try to keep our plant and food waste in our yard. We compost yard waste in compost bins and sometimes just in piles in out-of-the-way places. We compost food scraps in indoor worm bins and use the vermicompost in our edible garden.

We plant to save energy

A windstorm with strong, straight-line winds that blasted through our area in 1998 provided a vivid demonstration of the cooling ef-



Wild ginger emerges through old leaves in the spring.

A dense planting in the Allen's roadside flower bed. Their perennial beds are self-mulching since they let plants fill in close to each other, keeping the ground moist and crowding out potential weeds.



fect of trees. That powerful storm knocked down the large maples that had shaded our south-facing porch. What had previously been a pleasant place to sit in the summer became an oven. We soon planted a red maple on the south side of the house and just a few years later it began to shade the porch, making it comfortable on all but the hottest days.

The trees and shrubs on the south side of the house allow us to use air conditioning very sparingly and those on the north, by buffering winter winds, help moderate our need for winter heating.

In fact, our yard is much more comfortable than a conventional landscape would be. On hot summer days, the parts shaded by trees and shrubs are objectively much cooler than nearby parts in the sun. But besides the actual temperature difference, the shady areas feel cooler because of the transpiration of the trees' leaves, and because humans perceive a shady, forest-like area as cooler.

We save energy in the garden

We use motion-detector security lights outside so they use electricity only when some movement activates

them, not all night. And we definitely don't use electric lights aesthetically to highlight trees, walls or anything else. This isn't a responsible use of fossil fuel! (And that unnatural night light harms nocturnal creatures, too.)

I never have enough space to grow everything I'd like, but I still make room for my "solar" clothes dryer so we don't need an electric dryer, a very high energy use appliance. A bonus: It's a good excuse to be outside in the cool morning air, serenaded by birds. And it really doesn't take very long once you get the "hang" of it.

We participate in citizen science

The changing climate is affecting plants and, thus, life on earth, and we need to learn more to make informed decisions about this new reality. Scientists can't do it alone, so we're participating in BudBurst, a plant phenology project that tracks the timing of plants' life cycle events. The more people who collect this information the more we'll know about how plants are reacting to the changing climate.

We can all make a difference

It's easy to feel helpless in the face of a major global challenge like climate

change. Although individual actions aren't sufficient, they're necessary and can make a difference if enough people act. And knowing the risks of climate change and ecosystem collapse to our grandchildren's future, how could we not take every action we can? You can be part of the solution, too, by creating your own climate-friendly landscape.

To learn more

I highly recommend the book, *"Climate-Wise Landscaping: Practical Actions for a Sustainable Future"* by Sue Reed and Ginny Stibolt. It has lots of how-to's and why-to's for every aspect of creating a truly sustainable landscape.

Janet Allen is co-founder of the Wild Ones chapter, Habitat Gardening in Central New York. She has written numerous articles about habitat gardening for various publications and frequently gives presentations to garden groups or at conferences. Allen is creator and webmaster of Our Habitat Garden and Our Edible Garden. Her yard is certified as Monarch Waystation by Monarch Watch and a Certified Wildlife Habitat by the National Wildlife Federation.

Seeds for Education grant funds New Jersey courtyard classroom

Colonia High School in Colonia, NJ, created a school courtyard community classroom, thanks, in part, to a \$500 Wild Ones Seeds for Education grant.

According to project coordinator Dorothy Ponte, the Colonia High School Ecology Club and Environmental Science students cleared the school's courtyard of invasive weeds and planted 17 varieties of native plant species in recently erected raised garden beds. Removing the invasive plants went better than they anticipated, she wrote in her final report, due to the quality of the shovels and tools used to dig through the hardened soil. Students also helped with building the raised beds, filling the beds with soil, and planting the native plant species.

All of the grant money from Wild Ones was spent to purchase native plant species. But due to support from the local community and various organizations, Ponte said they were able to expand the initial project to include additional native plant species flower beds and plants.

In addition, donations from the Bound Brook Loyal Order of Moose #988 and a grant from Lowe's were used to prepare the raised garden beds, purchase outdoor seating for up to 32, and build a cement patio and walkway for traversing the courtyard, she added.

Ponte said Ecology Club and Environmental Science students assist with controlling weeds and helping the native plants become established. The Ecology Club instructor

and various teachers use the courtyard for educational and outreach purposes throughout the school year.

Most students are unfamiliar with gardening and native plant species, Ponte wrote, so the school intends to engage not only high school students in various activities, but also local elementary schools and the senior citizen center.

To ensure your building principal "buys in," Ponte suggested others planning similar gardens explain in great detail — using diagrams and written plans — the advantages of having gardens with native plant species that can be used for educational and community outreach purposes.

"Seek out partnerships from individuals or organizations to help ensure the success of your project," she added, noting that they will be partnering with a local Master Gardener for specific educational and outreach activities, as well as technical expertise.

Chapter News

We'd like to welcome our two newest chartered chapters, **Central Arkansas** (Arkansas) and **Northwoods Gateway** (Wisconsin). Both of these chapters went from Seedling to chartered chapter in just a couple of months, and their officers are enthusiastic about spreading our mission and making a difference.

We also have several new Seedlings: **Chesapeake** (Maryland), **Fernwood** (Michigan), **Goldenstar** (Ohio), **St. Charles Area** (Missouri) and **Stow** (Ohio). They join our existing Seedling, Keweenaw (Michigan Upper Peninsula) in sharing the importance of native plants in new areas. These groups are look-

ing for additional members. If you are a PAL in the area and would like to learn more about these Seedlings, please visit the [Wild Ones website](#) and click the "[Chapters](#)" tab.

The **Fox Valley Area** (Wisconsin) Chapter recently held an interactive program where attendees created a mason bee house while learning tips to encourage native pollinators in a home garden.

The **Greater DuPage** (Illinois) Chapter learned about the biology, behavior and control measures of three new invasive species: viburnum leaf beetle, jumping worms, and the brown marmorated stink bug.

Habitat Gardening in Central New York (New York) Chapter recently held a seminar featuring Nanette Masi, a nature-inspired landscape designer, photographer, writer and educator. The program featured how to incorporate native plants in a home landscape, including design suggestions.

St. Louis (Missouri) Chapter members enjoyed a tour of EarthDance, part of the oldest organic farm west of the Mississippi. Managing Director Rachel Levi shared the best native plants for farmscaping, species proven to attract pollinators and beneficial insects while beautifying the landscape.

The **Tennessee Valley** (Tennessee) Chapter held a program, "Green Infrastructure & Native Plants: Natural Allies," where attendees learned how native plants are used by the city of Chattanooga to help manage stormwater.

WILD Center Update



Fox Valley Area Chapter member Paul Wolters didn't just pick up garbage someone dumped on the WILD Center property. He decided to take some photos of the wildlife, too, on the property. Here is a muskrat, known for being an excellent swimmer both backwards and forwards.

By Elaine Krizenesky

Since April showers bring May flowers, I'm hoping May showers bring even more flowers ... and pollinators! Living Land and Waters' Million Tree Project donated 300 swamp white oak (*Quercus bicolor*) saplings to help us prepare for the next generation of forest after the ash trees are removed. An Eagle Scout candidate, Ethan Stahl, has gathered tree tubes and stakes, and he and his crew will do all the planting, saving lots of staff and volunteer time. All we need now is for the water to recede.

As part of our fight against the emerald ash borer, Wild Ones recently received a \$2,000 grant from Honee's Cough Drops to help with this project. The money can be used for buckthorn removal, harvesting the ash trees, replanting natives or anything else we may need during the reforestation. We have partnered with the Northeast Wisconsin Land Trust to combine our property with theirs so the acreage will be larger and more attractive to loggers. Ron Jones, Fox Valley Area Chapter member, brought an interested logger to

the property to submit a bid for the harvest. Ron is donating his time to broker an agreement to do this work, and we're hopeful that this logger will be a perfect fit.

Fox Valley Area Chapter member Paul Wolters stepped in immediately when he discovered unscrupulous visitors had dumped garbage and broken furniture on the WILD Center grounds. Paul picked up all the junk and carted it to the dump. We are very grateful that Paul interrupted his wild photo session to help!

How did your chapter celebrate Earth Day? We'd like to share your stewardship on social media. If you're not following Wild Ones, check out our Twitter account @WildOnesNatives and our new Instagram account @WildOnesNative-

Plants. Our Facebook group is another great source of information and updates. To join, search Facebook for Wild Ones Native Plants Group.

Last, but definitely not least, I'd like to announce our new office specialist, replacing our previous administrative specialist position. Kristen Lucas brings 12 years of experience as an office administrator and is excited to start interacting with chapters and members. Her email is Kristen@wildones.org. Kristen will be maintaining the membership database, so any contact information changes or questions about renewals can be directed to her. Once she is fully trained, she will also be working with our Seeds for Education grants and our Native Plant Butterfly Garden program.

The WILD Center is in need of new 6-volt deep cycle, lead-acid batteries for the golf cart that is used frequently for hauling plants, tools, watering buckets and more. We are looking for six batteries to replace the old ones. If you are interested in donating batteries or money toward their purchase, please call 920-730-3986 or email elaine@wildones.org.

Mark Your Calendar

JUNE

National Great Outdoors Month

June 1

National Prairie Day

June 6

National Gardening Exercise Day

June 13

National Weed your Garden Day

June 15

Nature Photography Day

Get outside and take photos of your native plants and gardens so you'll have lots to enter in Wild Ones' next Photo Contest.

JULY

July 11

National Cheer Up the Lonely Day

How about taking someone a bouquet of native flowers from your garden?

July 22

National Hammock Day

Since native plants require less maintenance than nonnatives, spend the day resting in your hammock.

AUGUST

National Water Quality Month

It's a great time to share the news that native plants' deep roots help provide cleaner water. Is your community using natives in parks and roadside plantings? If not, let them know the benefits of doing so!

Aug. 17

National Nonprofit Day

Please remember Wild Ones as you celebrate National Nonprofit Day. It's a great time to make a special donation to help the organization grow.

OCTOBER

Oct. 12

Wild Ones Annual Meeting Webinar

For those members who wish to join the meeting, details will be sent out to the membership in September and posted in the member section of the website.

CHAPTER ANNIVERSARIES

Milwaukee North, Wisconsin	40 years
Columbus, Ohio	25 years
Rock River Valley, Illinois	25 years
Madison, Wisconsin	24 years
Ann Arbor, Michigan	23 years
St. Cloud, Minnesota	21 years
Arrowhead, Minnesota	19 years
Gibson Woods, Indiana	19 years
Door Peninsula, Wisconsin	18 years
Central Upper Peninsula, Michigan	18 years
Habitat Gardening in Central New York, New York	15 years
River City-Grand Rapids Area, Michigan	12 years
Tennessee Valley, Tennessee	7 years
Blue Ridge, Virginia	6 years
West Cook, Illinois	6 years
Smoky Mountains, Tennessee	4 years
Southeast Missouri, Missouri	1 year

NEW LIFETIME MEMBERS

Elaine Pesavento

West Cook (Illinois) Chapter

Lin Jennewine Huffman

Driftless Area (Wisconsin) Chapter

IN MEMORIAM

Alison Richards

Northern Kane County (Illinois) Chapter

Jeff Rice

Twin Cities (Minnesota) Chapter
Lifetime Member

Wild Ones online



www.facebook.com/wildonesnative



pinterest.com/wonational/



twitter.com/WildOnesNatives



www.linkedin.com/company/wild-ones-native-plants-natural-landscapes

Thank you for your contributions

RENEWING BUSINESS MEMBERS

Amanda's Garden

8030 Story Road, Dansville, NY
14437

www.amandasnativeplants.com
amandasgarden@frontiernet.net
Ellen Folts

Good Oak Ecological Services

4606 Pflaum Road, Suite A, Madison, WI 53718

www.goodoak.com
info@goodoak.com
Frank Hassler

Minnesota Native Landscapes, Inc.

8740 77th St. NE, Otsego, MN
55362

www.mnnativelandscapes.com
Keith@MNLcorp.com
Keith Fredrick

Natural Communities

812 N. Washington Ave., Batavia, IL 60510

www.naturalcommunities.myshopify.com
nick@naturalcommunities.net
Nicholas Fuller

Pawnee Buttes Seed Co.

P.O. Box 100, 605 25 St., Greeley, CO 80631

www.pawneebuttesseed.com
info@pawneebuttesseed.com
Don Hjar

St. Louis Native Plants, LLC

3910 Connecticut St., St. Louis, MO 63116

stlouisnativeplants.com
svdr1@sbcglobal.net
Susan Van de Riet

NEW BUSINESS MEMBERS

Dig Right in Landscaping

9900 Derby Lane, Westchester, IL
60154

www.digrightin.com
jeff@digrightin.com
Jeff Swano

Grassland Aquatics

2164 Hillsboro Road, Franklin, TN
37069

<https://shop.grasslandaquatics.com/>
office@grasslandaquatics.com
Cathy Green

Walter G. George Soil Consultants

23 TeePee Trail, Blue Ridge, TN
30513

waltgeorgesoiils.com
wggsoil@aol.com
Kathryn George

AFFILIATE RENEWAL

Jean Bertelsen

788 Devils Knob Loop, Roseland, VA 22967

jbortelsen@verizon.net

Connecticut Sea Grant College Program

University of Connecticut - Avery Point

1080 Shennecossett Road, Groton, CT 06340

<https://seagrant.uconn.edu/>
judy.preston@uconn.edu
Judy Preston

Good Natured Landscapes

30 W. 145 Allister Lane, Naperville, IL 60563

www.goodnaturedlandscapes.com
denise@goodnaturedlandscapes.com
Frank Oboikovitz

Klehm Arboretum & Botanic Garden

2715 S. Main St., Rockford, IL
61102

www.klehm.org
amills@klehm.org
Alexander Mills

Liberty Hyde Bailey Museum

P.O. Box 626, South Haven, MI
49090

www.libertyhydebailey.org
info@libertyhydebailey.org

The Nature Institute

2213 S. Levis Lane, Godfrey, IL
62035

thenatureinstitute.org
amoan@thenatureinstitute.org
Angela Moan

Winnebago County Parks Department

625 E. County Road Y, #500, Oshkosh, WI 54901

www.co.winnebago.wi.us/parks
vredlin@co.winnebago.wi.us
Vicky Redlin

AFFILIATE NEW

Leslie Limberg & Associates

102 Red Fern Lane, Wentzille, MO 63385

lllimberg@aol.com
Leslie Limberg

WEBSITE FUND

Elizabeth Harris, Partner-at-Large
Gibson Woods Chapter
Habitat Gardening in Central New York
Illinois Prairie Chapter
Northfield Prairie Partners Chapter
Prairie Edge Chapter
River City-Grand Rapids Area Chapter
St. Louis Chapter
West Cook Chapter

GENERAL OPERATING FUND – MEMBER SUPPORT

Jeff Buck
H. Mark Hildebrandt, Ann Arbor
Ellen-Marie Silverman, Central Wisconsin
Michael Heaney, Chesapeake (Seedling)
Lorie Armbruster, Columbus
Richard Swigart, Dayton Area
Jane Whitney, Door Peninsula
Pamela Martinez, Fernwood (Seedling)
Kathleen Hallett, Fox Valley Area
Christine Gust, Front Range
Peggy Hanson, Front Range
Nancy Mores, Greater DuPage
Jack MacRae, Greater DuPage
Kathleen McTighe, Greater DuPage
Emily Oaks, Habitat Gardening in Central New York
Stirling Cousins, Habitat Gardening in Central New York
Mary Austin, Habitat Gardening in Central New York
Janet McGraw, Habitat Gardening in Central New York
Soule Leiter, Habitat Gardening in Central New York
Nancy J. Osterman, Illinois Prairie
Karen Schmidt, Illinois Prairie
Jaclyn Ryan, Kalamazoo Area
Deborah Betz, Kalamazoo Area
Nancy Rice, Kettle Moraine

Thank you for your contributions

Hannah Helm, Lexington
Diane Leggett, Lexington
Tee (Thelma) Bergman, Lexington
Jean Conover, Loess Hills
John Fetters, Madison
Paul Noeldner, Madison
Judy Helgeland, Menomonee River Area
Cathy Green, Middle Tennessee
Deborah Rosenthal, Middle Tennessee
Diane Scher, Middle Tennessee
Patricia Huddy, Mid-Mitten
Richard Krueger, Milwaukee-North
Carol Flora, Milwaukee-Southwest-Wehr
Carole Geddes-Engel, Milwaukee-Southwest-Wehr
Karen M. Johnson, Milwaukee-Southwest-Wehr
Cathy Wegner, Milwaukee-Southwest-Wehr
Fatima Matos, Mountain Laurel
Helen Burke, Mountain Laurel
Marilyn Trent, North Oakland
Debbie Gerken, Northern Kane County
Mary Merrick, Oak Openings Region
Jennifer Karches, Oak Openings Region
Chris Link, Oak Openings Region
Brandon Grimm, Oak Openings Region
Betsy Halvorson, Prairie Edge
Jeanine Brattebo, Prairie Edge
Dottie (Dorothy) Schmidt, Red Cedar

Molly Patterson, River City-Grand Rapids Area
Lucy Chargot, River City-Grand Rapids Area
Cathy Johnson, Rock River Valley
Ruth Little, Rock River Valley
Joanne Overstreet, Smoky Mountains
Russ Cohen, South Shore MA
Jennifer Johnson, South Shore MA
Steve Berry, St. Louis
Chandan Mahanta, St. Louis
Brian Ferris, St. Louis
Cheryl Grimm, Stow, Ohio
Mark Siniard, Tennessee Valley
Shirley Andrews, Tennessee Valley
Jim Brooks, Tennessee Valley
Susan Smartt, Tennessee Valley
Kathryn George, Tennessee Valley
Liza Meacham, Twin Cities
Suzette Gacek, West Cook
Nora Abboreno, West Cook
Lailani Workman, West Cook

IN-KIND DONATIONS

Dave Edwards, Fox Valley Area
Charles Schwenk, Green Bay
Tim McKeag, Fox Valley Area

GENERAL OPERATING FUND – CHAPTER SUPPORT

Fox Valley Area Chapter

GENERAL OPERATING FUND – MATCHING DONATIONS

Bill Snyder, Illinois Prairie

MEMORIALS

Tom Radovich, in tribute to Robert and Donna Mancl of Appleton, Wisconsin