

a voice
for the natural
landscaping
movement



JOURNAL

SEPTEMBER/OCTOBER, 2002
VOL. 15, NO. 5

inside

Got Milkweed? Bumper
Sticker Now Available, 2



Shooting Star –
Wild Ones Members
You Should Know:
Rochelle Whiteman, 3



Going for the GOLDenrod;
Praise for the Stalwart
Solidagos, 4



Birds & Berries, 6

Wildflower Seed Mixes
Include Some Wicked
Bloomers, 7



The Grapevine, 8

Annual Meeting: Members
Set Tone for Future, 10

The Meeting Place, 12

At the Wild Ones Store, 18



New, Improved LONG
Tongs of Death, 20

Where is the Landscaping Revolution Heading?

by Andy Wasowski

The other day I was talking to the president of a state native plant society. He was lamenting the fact that two of his chapters were sadly in decline, and he didn't see any way to resurrect them. "They both have a lot of members," he said, "but nobody is doing anything."

Someone else, in another state, told me his native plant society was "in the grip of a few hard-line old-timers" with no interest in growth or outreach. "They just want to go on botanizing trips once or twice a year," he said, "and confine it to their buddies."


When my book, *The Landscaping Revolution*, came out a couple of years ago, I did a number of radio interviews to hype book sales. Invariably, the first question I was asked was, "Is this landscaping revolution reality or just wishful thinking?" My response was always a confident, "reality!" I stated that we in the native plant/natural landscaping movement are making headway. Maybe not as fast as we'd like, but headway nonetheless.

How can we tell? I pointed to just a few examples on the growth side of the ledger: national gardening magazines that once upon a time never mentioned natives now include at least one article per issue about indigenous plants. Bookstores now carry many books about native gardening, where a decade ago they had only a very few. Virtually every state has a native plant society or some related organization, and Master Gardeners and other garden clubs are now embracing the concept of environmental landscaping. Many corporations, Sears, MacDonalds, and UPS to name just three, are surrounding their national headquarters with natural landscapes instead of expanses of lawn. And, perhaps the best barometer of all, nurseries specializing in native plants are springing up like, well, like weeds in many parts of the country. This is important because it indicates that our message is reaching the general public; these nurseries wouldn't be in business if there were no demand for the product.

Overall, I tend to be optimistic, if for no other reason than that water conservation is becoming an increasingly important issue for homeowners and businesses.

Continued next page.

Water conservation is the number one reason why people and businesses are converting from lawns to native, naturalistic landscapes. Here, at the Denver Water Department, landscapers not only coined the term xeriscape, they also installed a beautiful demonstration to acquaint people with the beauty and environmental benefits of using native plants. Too bad more water departments and municipalities don't do the same.



Landscaping Revolution

Continued

Water is the primary reason many of us got interested in planting natives in the first place. In a world where the population is growing exponentially (more than six billion today, another two to three billion by 2050, depending on which "experts" you believe) many believe that we are dangerously close to the time when our demand for fresh water will greatly exceed the supply.

This is why water departments all over the country are promoting, some more than others, the concept of xeriscaping or, as some call it, water-wise landscaping. The elimination or reduction of lawns and the use of native plants are at the core of this program.

We who are a part of the landscaping revolution have an important story to tell: native plants and natural landscaping save water! Can you think of a more important message for this warmer and drier new century?


Are we making progress? Yes!

And yet, many of us wonder why we haven't progressed faster and further. We wonder why, if our message is so sensible, and it is, and so environmentally on target, and it is, then why are natural landscapes still so rare in our neighborhoods?

Correction

In the July/August issue, we incorrectly identified one of the lady's slippers in the article "No More Mowing Yields Hidden Surprises in the Lawn" on page 3. The yellow lady's-slipper is *Cypripedium parviflorum*. *Cypripedium acaule* is the stemless (or pink) lady's-slipper.

I wonder this every time I fly out of a city after I've given a talk to anywhere from 200 to 700 enthusiastic natural gardeners and I look down on all those thousands of suburban homes surrounded by lawns. Clearly we haven't reached these people.



This is still the dominant American home landscape. Lawns consume 50 percent and more of our precious household water — nationally 6 billion gallons a year!

Clearly there is a lot of educating and reaching out yet to be done.

And so it is beyond sad that there are societies and chapters of societies and members of chapters of societies that take a ho-hum attitude toward this important work. And why do so few members have native landscapes around their own homes? I wonder why we don't do a better job of practicing what we preach.

Do we bring friends to our chapter meetings? Do we protest against unfair weed ordinances? Do we talk to our neighbors about their excessive use of toxic lawn chemicals? Do we contact the media and ask them why, when they report on droughts and community watering restrictions, they don't also tell the public about the sensible option of eliminating lawns?

Some years ago, *Wildflower Magazine* reviewed one of books Sally and I wrote, and called us "botanical missionaries." We appreciated that, but we knew we were not alone; we know many others who also deserve that appellation: Lorrie Otto, Neil Diboll, Alan Wade, Rochelle Whiteman, Wendy Walcott, and Bret Rapaport, to name just a few.

But we need more. If we truly believe in what this revolution stands for and want to see real growth, then maybe we need a bit more passion. Maybe we should all become botanical missionaries. And wear the label proudly. ☘

Andy was the keynote speaker at the Wild Ones Annual Conference held in Columbus, OH in July. He is also an honorary director and Wild Ones Partner at Large, New Mexico. Photos accompanying this article © Andy Wasowski.

GOT MILKWEED ??

Monarch butterflies depend on milkweed for survival

Wild Ones

WWW.FOR-WILD.ORG

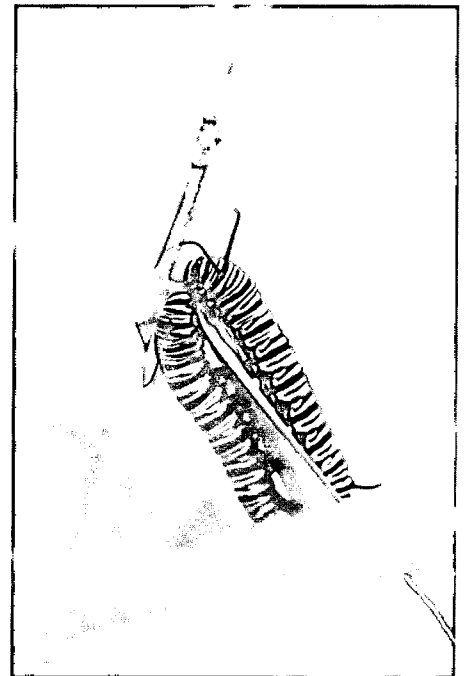
New Bumper Sticker Raises Funds, Helps Monarch Butterflies

Let the world know you support monarch butterflies AND milkweed plants by putting a brand new, Wild Ones bumper sticker on your car.

The slogan, "Got Milkweed? Monarch butterflies depend on milkweed for survival," will help remind others that the common milkweed plant is a good thing to have in yards and parks.

Developed by Jim and Teresa Gallion, Maryland members of Wild Ones, the bumper sticker was created to benefit the Monarch tagging fund and, of course, Wild Ones. For every bumper sticker sold, Wild Ones will send one dollar to the Monarch Watch tagging fund.

To order, send \$4 for each bumper sticker (or \$3 each for 10 or more) to Wild Ones Natural Landscapers, P.O. Box 1274, Appleton, WI 54912-1274. ☘



© 2002, Merry Mason Whipple


Two monarch butterfly caterpillars create what appears to be a mirror image as they munch on a leaf of a common milkweed.

Along the Way...

From time to time, we'll include information about interesting places Wild Ones members have discovered while traveling around North America. Let us know about your favorite "native" rest and stretch stops! Be sure to include the address and other contact information, if appropriate.

From Karen Seyverson, Fox Valley (WI) chapter: "On our way through Minnesota, I noticed a sign that said 'Prairie Wetlands Learning Center.' Of course, we drove in. It was a great facility — large buildings with a visitor center, classrooms and dorms, and an old barn from the original homestead. The site includes 325 acres of prairie potholes, oak savanna, restored prairie, and a bit of original prairie where we found a wood lily (also called prairie lily) in bloom. Operated by the US Fish and Wildlife Service, the center was started about five years ago and is the only one like it in the country."


The Prairie Wetlands Learning Center is located at 602 State Highway 210 East, Fergus Falls, MN 56537; (218) 736-0938; pwlc@fws.gov. 🌸



Get Ready to Celebrate!

Wild Ones will be 25 years old in 2004 and we're getting ready celebrate.

We need your help. We'd like your stories about Wild Ones' early days — and your stories about individual chapters' beginnings as well. Of course, we'd love to have photos, too.



We plan to publish a book commemorating Wild Ones' first 25 years. Other activities are planned, as well.

If you have things you'd like to share, please contact Donna VanBuecken, executive director, via e-mail, phone, or mail. See p. 11 for contact information.

Shooting Star...



WILD ONES MEMBERS YOU SHOULD KNOW: ROCHELLE WHITEMAN

by Patricia Armstrong



Rochelle's gardening interests began in the 1960s, and she was one of the first 10 women who started the Wild Ones some 25 years ago. In 1979, Rochelle and her husband Paul built their home in Glendale, WI, and she began massing plants for texture and color. She avoided the sterile lawns of her more traditional neighbors, and became a "Landscape Revolutionary and Community Missionary." By now, seven of her neighbors have converted to natural landscaping, and Andy Wasowski honors Rochelle by including her in his book, *The Landscaping Revolution*. Rochelle belongs to the Milwaukee North (WI) Chapter of Wild Ones.



In the 1990s, Rochelle integrated her interest in art, education, curriculum development, and cultural anthropology with community involvement, political action (pertaining to land use, pesticide abuse, lawn ordinances), writing, and teaching at all age levels and became a free lance environmental educator. Much of her design work has been done in the field, as a gardener and photographer documenting land use. For all gardeners, colors, textures, and forms are transitory and dynamic happenings. Additionally, for Rochelle, gardening is a process and a mission in ecological restoration. The lasting aspects of her work occur in the minds of others when their attitudes are modified as they walk the paths of her garden or view her slide images.

As an artist/environmentalist, she stresses the return to the joys of gardening as a spiritual activity. Rochelle takes a painterly approach to gardening. Her art form is based on a philosophy that stresses environmental sensitivity, stewardship, and oneness with the earth.

Rochelle believes those who are caretakers of even the smallest area of land have an obligation to make aesthetic choices based on ecologically sound principles. She teaches that a person's interactions with the earth should not be damaging, but that the opportunity to make a difference should be actively seized. She presents teacher inservice programs and initiates and assists with school gardens as well as working with church groups, Rotary Clubs, and city administrators.

In 2000, the mayor of Glendale appointed Rochelle to convene a committee to review the city's outdated weed ordinance and recommend changes. And in a single year about 1,000 people visited her yard for three different fund-raisers. 🌸

Pat is a co-founder of the Greager du Page (IL) Chapter and serves on the Wild Ones Board of Directors.

THANK YOU!



Kathy Coleman, Gibson Woods (IN) Chapter, has donated several lovely posters showing Illinois wildflowers to the Wild Ones library. Members may borrow them by contacting Rob Ryf, the Wild Ones librarian. (See p. 11 for contact information.)

A member, who wishes to remain anonymous, has donated Adobe Acrobat to the national office. The software will allow Donna VanBuecken, executive director, to prepare material for posting on the Wild Ones' web site.

Thank you to these and other donors who continue to support Wild Ones in so many ways!

Going for the GOLDenrod Praise for the Stalwart Solidagos

by C. Colston Burrell

A flower market is the last place I would think to look for wildflowers. I do, however, take a peek whenever I pass one, just to see what is new and interesting. On a quiet canal in Amsterdam a few years ago, I found an unexpected treat in an unassuming stand: goldenrods. Amongst the bright spires of delphiniums, plumes of astilbes, glowing sunflowers, and requisite rosebuds were great bunches of glorious goldenrods. Europeans have long had a taste for the flower that captures the rays of the autumn sun. The monastery Lecelle de San Francisco, built where St. Francis went for retreat in the 1200s, also harbored goldenrods. Great clumps of European goldenrod (*Solidago virgaurea*) grace the parterres of the physic garden built to tame the precipitous slope of this Tuscan valley.

The wealth of the world's goldenrods, more than 100 species, lies in North America, not Europe. The meadows in Virginia where I grew up were filled with goldenrods. I could easily find 10 species without even trying. I guess that's where my obsession started. In my first woodland garden, I could only grow a few shade tolerant species. When I moved to the Midwest, I discovered a dozen new

species, and had the sun I needed to grow them. Now that I garden on 10 acres in the Blue Ridge Mountains of Virginia, I have limitless opportunities for exploring this beautiful genus.

American gardeners are just realizing the merits of the versatile goldenrods. Despite a long history of human use for dyes and medicine, goldenrods have been largely ignored as garden plants. Their allure comes from their late flowering season. Goldenrods are eminently garden worthy, but only a few species have made it into mainstream horticulture. They carry the garden from summer into autumn, joined by asters, sunflowers, and turtleheads in fall's final tapestry. They are also long-lasting cut flowers.

Beauty, variety, and wildlife value notwithstanding, unfounded fears of allergy have kept American gardens at arm's length. Fear not. The culprit is ragweed, an annual that shares the wild places favored by goldenrods. The air-borne pollen of ragweed is a potent allergen. Goldenrods are insect pollinated, so pollen only leaves a flower with the help of a bee or butterfly. A recent study proffered that goldenrod was an allergen, based on non-clinical tests. My allergist assures me that goldenrod is not allergenic. The fact that allergists do not even test for goldenrod allergies vindicates them. Now that you are in on the secret, embrace the goldenrods as garden beauties and cut flowers with staying power.

Goldenrods belong to the aster family (*Asteraceae*). The name *Solidago* is derived from the Latin *solido*, to make whole, referring to the plant's use as a medicinal tonic. Throughout time, the flowers, leaves, and roots have been used to make tea, to relieve the pain of bee stings, to cure sore throats, to stop bleeding, and to dissolve kidney stones. A beautiful yellow dye is also derived from the flowers. Goldenrods have the characteristic composite flowers called heads, which consist of a central disk and a sparse whorl of marginal rays. The disk is a composite of many small flowers that lack petals. The



Solidago speciosa (showy goldenrod)

ray flowers, or florets, look like individual petals, but each is an entire flower with full reproductive capacity. Together they form a composite head, which gave rise to the now obsolete name of the family, *Compositae*. The flowers of goldenrod are bright lemon to butter yellow, not gold.

Goldenrods are fail-proof garden plants. Few perennials are as easy to grow. As a general rule, they tolerate a wide range of soil and moisture conditions. The majority of species require full sun or light shade for best performance. Native habitat is the best clue to preferred garden habitat, though most species exhibit wide latitude in cultivation. Evenly moist, loamy soil suits them well, and most are indifferent to pH. Established plants are drought tolerant. Every garden has a place



Solidago rigida (stiff goldenrod)



for at least one species. I warn you though, once you start, its hard to stop mining for gold.

Species descriptions

Goldenrods are a varied group of plants that share the common characteristic of showy heads of bright, lemon yellow flowers. Most goldenrod species grow from a woody crown called a caudex. In old plants, the caudex can be quite large. Thin, fibrous roots radiate from the center of the crown like spokes of a wheel. Most wetland species are shallow rooted runners, while those of droughty sites and prairies form tight crowns with roots that probe deeply into the soil for moisture. The tight, restrained growth of these clump-forming upland species make them ideal garden subjects. They form tidy rosettes of lance-shaped to spatulate leaves. Some plants are stoloniferous, forming large colonies in meadows, prairies, and wetlands. They grow from creeping, pencil-sized rhizomes with lateral, fibrous roots that radiate like the legs of a centipede. I do not include these species in my garden because they can be invasive in small spaces. The clump forming species are more suited to wild gardens, meadows, and prairies. *Peterson's Field Guide to Eastern Wildflowers* groups goldenrods based on the shape of the inflorescence, and I think this is a useful tool for separating the species. The main categories are plume, tree or elm-branched, club-like, wand-like, and flat-topped. The plumed inflorescences are the most familiar. They have branched, often one-sided pyramidal clusters with flowers gathered on the upper side of the branches. The wand-flowered species have narrow, branched panicles with small leaves or leaf-like bracts throughout the inflorescence along the nodes.

The bloom stalks elongate throughout the summer and provide a show even before they bloom, as the inflorescences unfurl and the buds begin to color from rich green to chartreuse. The real excitement comes from the fully open flowers, however. The shape of the inflorescence and the size of the flowers is quite variable, depending on the species. ☼

Excerpted from an article originally published in Fine Gardening; reprinted with permission.

A Few Goldenrods for Sun

Solidago juncea (early goldenrod)

Found in sandy, acidic soils in meadows, savannas, open woods, rock outcroppings, and seashores from Nova Scotia and Minnesota, south to Georgia, and Missouri. Plants do not tolerate too much lime in the soil, and are hopeless in alkaline clay.

Solidago nemoralis (gray goldenrod)

Grows naturally in sandy, loamy, or clay soils in meadows, prairies, open woods, roadsides, rock outcroppings, and eroded slopes from Nova Scotia and Alberta, south to Florida and Texas.

Solidago odora (sweet goldenrod)

Found in open woods, meadows, clearings, and dunes from Vermont and Ontario, south to Florida and Texas.

Solidago ohioensis (Ohio goldenrod)

Found in bogs, wet meadows, and prairies from Ontario and Minnesota, south to New York and Missouri.

Solidago rigida (stiff goldenrod)

Native to dry or moist gravel or black soil prairies, meadow, clearing, and roadsides from Connecticut to Saskatchewan, south to Georgia and New Mexico.

Solidago rugosa (rough stemmed goldenrod)

Found in open woods, meadows, and old fields from Newfoundland and Michigan, south to Florida and Texas.

Solidago sempervirens (seaside goldenrod)

Found in coastal dunes and open woods from Newfoundland to Florida and Texas, south to tropical America.

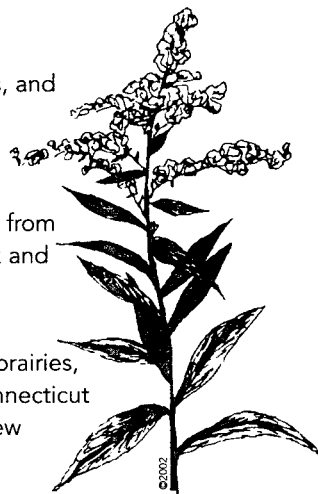
Solidago spiculata (creeping goldenrod)

Found in open rocky woods, clearings, and on roadsides in limy soils from Virginia and Indiana, south to Georgia and Alabama.

Solidago speciosa (showy goldenrod)

Grows in average sandy or rocky soil on outcroppings and in open woods, savannas, meadows, and dry prairies from New England to Minnesota and Wyoming, south to Georgia and Texas.

Solidago uliginosa (bog goldenrod) Found in bogs, wet meadows, ditches, and low woods from Newfoundland and Minnesota, south to New Jersey and Indiana and the mountains south to North Carolina.



Two Goldenrods for Shade


Solidago caesia (wreath goldenrod or blue-stemmed goldenrod)

Found in open woods, woodland borders and clearings from Nova Scotia and Wisconsin, south to Florida and Texas.

Solidago flexicaulis (zigzag goldenrod)

Grows in rich deciduous woods, clearings, and roadsides from Nova Scotia and North Dakota, south to Georgia and Arkansas.

Author and avid plantsman C. Colston Burrell has spent a lifetime studying native plants in the wild and in the garden. He gardens on 10 acres of woodlands and meadows in the Blue Ridge Mountains of Virginia. His books include A Gardener's Encyclopedia of Perennials (Rodale Press, 1997) and Perennial Combinations, Rodale Press, 1999). Cole is a Wild Ones Partner at Large, Virginia.



Birds & Berries

by Mariette Nowak

Native plants, which have co-evolved with native wild birds, are more likely to provide a mix of foods - just the right size and with just the right kind of nutrition - and just when the birds need them.

Stephen Kress, National Audubon Society

Each fall, migrating robins and thrushes flock to dogwoods to devour the fruits. Yellow-rumped warblers gorge on bayberries enroute to the south along the Atlantic Coast. These and multitudes of other birds use fall-ripening berries to fuel their amazing migrations. And in doing so, they not only benefit themselves, but they also benefit the plants by dispersing the seeds. The birds feed on the flesh of fruits without harming the seeds within and then drop the seeds, either through defecation or regurgitation, in more distant locations. Away from the shade and sibling competition beneath their parent trees, the seeds have a better chance to survive and germinate. Fruiting plants and birds have thus co-evolved over the ages to form this mutually beneficial relationship.

Plants have developed a variety of remarkable strategies to entice birds to distribute their fruits. Over 70% of bird-distributed plants produce fall-ripening fruit, just in time for migratory birds. These "bird" fruits are usually about 3/5 inch in diameter, a perfect size for the bills of most fruit-eating birds. The fruits are most often red or darker blue to black, colors favored by birds. Cherries, pokeweed berries, blueberries, blackberries — all are bird favorites. The gray dogwood, on the other hand, lures the birds with ruby-red stems on its white berries.

Different berries provide the ideal nutrients for the birds for each season. Summer berries—strawberries, mulberries, raspberries—are full of sugar, providing parent birds with the energy to meet the demands of their nestlings. Fall berries, in

contrast, are low in sugars but may be either high or low in fat content. Those with high fat, such as the fruits of spicebush, magnolias, and dogwoods, are

devoured by migrating birds who need to build up fat deposits to sustain them during the rigors of migration. Low-fat berries are less subject to rotting and, although not as popular with migrating birds, will persist into late fall, winter, and even into spring, providing food for resident birds. Low-fat fruits include those of hawthorns, roses, and junipers.

This long and literally fruitful co-evolution between native plants and birds is testimony to the value of providing native plants for birds. Studies have shown that there are more bird species and greater numbers of birds in areas with native plant species than in areas with non-natives.

New research has also uncovered problems for birds related to non-native

Not Just for the Birds!

by Merry Mason Whipple

This summer, my husband and I planted several serviceberries (in our family we call them Juneberries) this summer, but not to feed the birds! Juneberry pies are simply the greatest. When the bushes begin to bear, we'll have to put netting over at least some of the bushes in order to make sure we get our share, but it will be well worth the effort.

Until this year, I had only had Juneberry pie once, at our lake cabin in northern Minnesota about 15 years ago, when young son, daughter, and I were staying with my folks.

We'd all been out picking blueberries and had taken Dad's old jeep, as we were well off the beaten path. We were on our way back, jolting along the (rather indistinct) remains of an old logging road, when all of a sudden, Dad stepped on the brakes, exclaiming, "Those are Juneberries!" We stopped right under a bush loaded with berries, picked as many as we could, took them back to the cabin, and had pie the next day.

"Delicious" doesn't describe them! I'm not sure I'll ever be able to replicate Mom's pie, and it will take a few years before our new bushes have berries, but my mouth is watering even as I type. (Of course, home-made pie crust made with lard is a must.)

This summer was also a great year for Juneberries. Mom made fresh pie twice during my 10-day stay at the lake. Talk about a taste of heaven!


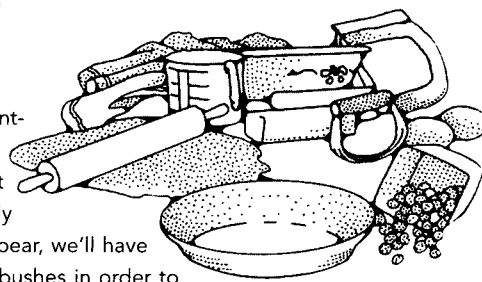
In addition to blueberries, Juneberries, and raspberries, lake harvesting includes high-bush cranberries and chokecherries for jelly and syrup. Up north, we humans compete not only with the birds and chipmunks, but also with the bears. In case you'd like to try the pie, here's the recipe. (Ice cream on top makes a nice addition.)

Betty's Juneberry Pie (one, two-crust pie)

- 3 Cups berries
- 3/4 Cup sugar
- 1-1/2 to 2 Tlbs. flour (these berries tend to be dry; use your own judgement)
- 1/2 tsp. cinnamon
- 1 Tbl. juice (or maybe a little more, depending on the fruit)
- Dot with butter

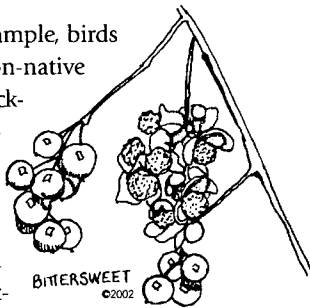
Bake at 450° for about 15 minutes, reduce heat to 350° for another 20 - 40 minutes. Watch carefully; it may take less or more time. The pie is done when the crust is delicately brown and the juices begin to bubble.

Merry is the Journal editor and member of the Fox Valley (WI) Chapter.



HIGHBUSH CRANBERRY

species. For example, birds nesting in non-native shrubs, like buckthorn and honeysuckle, are more likely to fall victim to predators, such as cats and rac-



coons, than birds nesting in native shrubs. This is due to the branching and other characteristics of these non-native shrubs. Honeysuckles also can induce a color change in birds. Cedar waxwings, for example, which feed on some species of non-native honeysuckles, develop orange rather than yellow tail bands. This could be harmful to birds which use color in mate selection and territorial disputes.

To bring berry-loving birds to your yard, you'll want to add some of our lovely and fruitful native shrubs and trees to your landscape. A perfect time to do so is after removing the invasive shrubs on your property. Last year, my husband and I removed a nearly solid understory of honeysuckle and buckthorn from the wooded areas of our new yard. This year, we planted new native shrubs including dogwoods, viburnums, American bittersweet, and serviceberry.

The birds you'll attract will add both life and beauty to your landscape. Bluebirds, thrushes, robins, catbirds, mockingbirds, thrashers, and waxwings are among the major fruit-eating birds, but many others enjoy a nibble now and then. Most fruit-eating birds seldom come to bird feeders, so you will greatly increase the bird-life in your yard by adding native fruiting shrubs and trees to attract them.

If you have the room, try to plant a variety of species that will fruit through the seasons, so you can offer a year-round smorgasbord for your fruit-eating birds. You'll also be able to maximize the number of bird species that you attract.

Migrating birds will enliven your yard each spring and fall, the nesting berry-eaters will stay the summer, while wintering species will visit during the leaner months of the year.

Check with your local Wild Ones chapter, nature centers, and native plant nurseries to find the species that are best for your area. 🌱

Mariette is a member of the Milwaukee Southwest-Wehr (WI) Chapter and serves on the national board of directors as vice-president and editor-in-chief of the Journal.

Garden or Prairie in a Can? Hold It! Wildflower Seed Mixes Include Some Wicked Bloomers


The seed packets have labels with romantic-sounding names such as meadow mixture and wedding wildflowers, while others tout backyard biodiversity and make reference to Earth Day. But watch out!

When growing 19 such packets of wildflower mixes, University of Washington researchers found that each contained from three to 13 invasive species and eight had seeds for plants considered noxious weeds in at least one US state or Canadian province.

And what makes it nearly impossible for conscientious gardeners is that a third of the packets had no content listing and a little more than another third had inaccurate lists. Only five of the 19 correctly itemized all seeds.

"I can't recommend using any wildflower seed mixes," says Lorraine Brooks, who did the work at the UW's Center for Urban Horticulture while earning her bachelor's degree.

The seed mixes used in this experiment were produced at or distributed from a variety of US and Canadian locations, not just the Pacific Northwest. Firms with catalog or web site sales could be selling wildflower mixes to gardeners all across North America and not just to gardeners in the area where the mix is produced.



These "gardens-in-a-can" mixtures were sold at a popular Wisconsin store during the summer of 2002. The "American Heritage" bottle claimed to include "patriotic wildflowers from 1776," but did not list any contents at all. The others listed the seed varieties, many of which were problem plants, such as bachelor's button and yellow toadflax.

Brooks found the least unruly of the wildflower mixes was a packet from which 30 of the 106 plants that sprouted and produced flowers were invasive – that's 28 percent of what grew. From another packet, all identified species were invasive in at least one part of the country and, although the three species in the packet labeled "native" are native to North America, they are certainly not native to all regions. For example, only one species is believed to be native to the Pacific Northwest and it represented one percent of what grew. Among the worst mixes were two that each contained two noxious weed species.

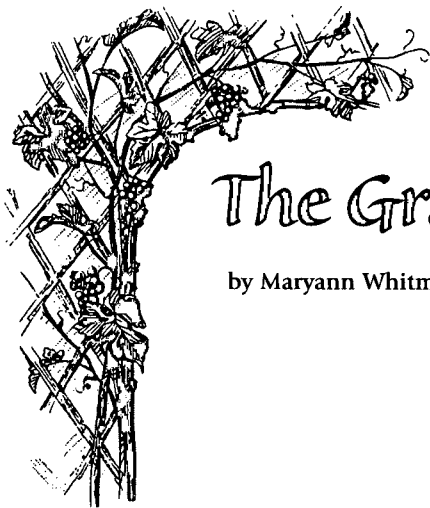
Gardeners might be surprised at the flowers and seeds that are readily available for sale that are considered invasive or noxious. For instance, the wildflower most commonly observed as part of the mixes was the popular bachelor's button (*Centaurea cyanus*), germinating in beautiful hues of pink and blue from three-quarters of the packets tested. Bachelor's button might be fine if kept confined to one's own yard, but it's invasive when it gets into native grasslands and prairies. It hasn't been named a noxious weed but it is on Washington State's "education list" in the hope that property owners will become knowledgeable about the risks of growing it.

Yellow toadflax (*Linaria vulgaris*), on the other hand, is listed as a noxious weed in Washington, Oregon, Idaho, and 11 other states and provinces. Colorado, for example, classifies it among the top-10 prioritized noxious-weed species, those that are most widespread and cause the greatest impact. In King County the plant is a "principal weed for control," an even stronger designation than Washington State's listing of it as a Class C noxious weed.

With yellow flowers tinged with orange that resemble snapdragon blossoms, toadflax was found in four of the wildflower mixes. Only one listed it.

Even labels that refer to wildflowers as native should be avoided because everything, after all, is native to someplace, but that place may not be where you live. 🌱

(From a press release prepared by the University of Washington.)



The Grapevine

by Maryann Whitman

Some backyard visits in Columbus, Ohio

During the recent Wild Ones annual meeting and conference in Columbus, Ohio, Wild Ones Vice-President Mariette Nowak visited with several members of the Columbus Chapter who have designed and planted their yards specifically to attract birds and wildlife.

Marty and Craig Preston, charter members of the chapter, have little lawn left in their small urban backyard. Mostly woodland, it is a certified site with the Ohio Backyard for Wildlife program. Not only does it feature many lovely native woodland wildflowers, understory shrubs, and native trees, the Prestons' yard also has a beautiful pond that attracts both birds and frogs. Thirty-five species of birds have enjoyed the premises and its 10 birdhouses, with chickadees and house wrens among the nesting birds. Craig says his experience with native plants has shown him the truth in the adage about native plants that "first they sleep, next they creep, and then they leap."

Joann and Byron Bossenbroek, avid birders, have transformed their half-acre lot into a lush native landscape in a mere five years. Their success in attracting birds with native plantings is confirmed in their yard list of birds, which includes four species of hawks and nine species of warblers, with a total of 79 species so far and still counting. The Bossenbroeks have added shrubs that provide berries for the birds, including three species of native viburnums (*Viburnum* sp), red osier dogwood (*Cornus stolonifera*), winterberry (*Ilex verticillata*), spicebush (*Lindera benzoin*), elderberry (*Sambucus* sp) and chokeberry (*Aronia* sp). A brush pile is a favorite of "their" Carolina and house wrens and catbirds — all of which nest in the Bossenbroek's yard. Sparrows also love the brush pile, particularly the white-throated sparrows in winter. The yard features plenty of prairie species that provide seeds for the finches and sparrows in late summer and fall.

Another bird enthusiast, Ruth Massey, has installed a pond and tripled her native plantings in just over the last year. She was inspired to do so as a result of the research she did to prepare for teaching a "Living Lightly" class about yard care. She hoped to attract frogs as well as birds with her pond, and was duly rewarded. Ruth has planted a variety of wetland plants, including marsh marigold (*Caltha palustris*), iris (*Iris* sp), and

bogbean (*Menyanthes trifoliata*) at the pond's edge. Her yard also has many prairie plants, whose seeds attract multitudes of goldfinches in late summer and early fall.

Mike Hall hosts a great many birds, salamanders, frogs, and toads in the beech/maple woods on his two-acre property. He, too, has added a variety of shrubs and flowers for birds, including serviceberry (*Amelanchier* sp), several species of viburnum, chokeberry, and spicebush. He's also planted several species of hawthorn (*Crataegus* sp) that are favorite nesting sites for birds, since their sharp thorns discourage predators. He chooses hawthorns with smaller berries — the better to fit birds' beaks. In fall, he has had as many as 100 robins feasting on all these berries, as well as catbirds and thrashers.


Instead of keeping a hummingbird feeder, which needs to be cleaned every two days in hot weather, Mike has planted one of their favorite nectar plants, jewelweed (*Impatiens capensis*), alongside his house. And, although he didn't plant it, a small patch of poison ivy (*Toxicodendron radicans*) supplies berries, a favorite winter food of downy woodpeckers. (Although we humans can be extremely allergic to poison ivy, many species of birds and animals thrive on the berries.) Watch for Mike's advice about other plants that will furnish natural winter food for birds in an up-coming issue of the *Journal*.

Foothills (SC) Chapter presents first symposium

Chartered just one year ago with only 11 members, the Foothills Chapter (SC) of Wild Ones now has a symposium held in May and three major plant sales to its credit.

Chapter member Rykha Morris described the symposium "Chaotic Gardening: Appreciating Natural Landscapes," which brought together five speakers of diverse backgrounds and interests but united in their concern for the rapid destruction of the rich and varied habitats of the Piedmont.

Of these speakers, Peter Loewer, a botanist, writer, and artist who illustrates his own books, is now one of two advisors to the Foothills chapter. He profiled plants not commonly used in local gardens. Dr. David Bradshaw, Professor of Horticulture at Clemson University and a popular naturalist at the South Carolina Botanical Garden, focused on the emotional and psychic harmony resulting from "A Chaotic Mind Set: Cultivating a Relationship with Nature." Dr. Larry Dyck, Aquatic Botanist and Professor



Marty and Craig Preston, Columbus (OH) Chapter, have transformed their small backyard from a typical suburban setting to a pleasant, natural relaxing spot filled with native plants.

of Botany at Clemson University, addressed a common problem for the many who have recently settled along the shores of Lakes Keowee and Hartwell in the South Carolina foothills, the "Restoration of Shorelines Along Piedmont Reservoirs" using man-made materials and native plants. Patrick McMillan, curator of the Clemson University Herbarium, discussed how plants specific to certain areas are nevertheless found in unexpected locations.

In addition, there were seven workshops led by some of the featured speakers as well as other experts.

This successful event was financed largely by the chapter's two successful plant sales.

The membership of the Foothills Chapter of Wild Ones has more than doubled as a result of this initial symposium, and thanks to the plant sale at the symposium, the finances of the chapter remain healthy and green!

Take a slug out for coffee



Slugs—those slippery little snails who have left home without their shells, seem to evoke a unified negative opinion. About the most positive things that can be said about them is that they are garbage-eaters, part of the process of breakdown and nutrient recycling; bottom of the food chain, food for the larvae of fireflies, harvestmen (daddy-long-legs), toads, turtles, thrushes, doves, crows, moles, voles, squirrels, and even foxes if other food is scarce. All this is forgotten in the face of the damage they inflict when they eat green plants in gardens instead of garbage. Gardeners mash them, stomp them, salt them, get them drunk, and drown them in beer.

Researchers in Hawaii, looking for an environmentally low-impact way to get rid of alien frogs, have discovered that a 2% caffeine solution kills slugs, snails, and frogs. As a point of reference, a cup of instant coffee contains approximately .05% caffeine and brewed coffee may have as much as .1% (one-tenth of one percent).

As environmentally innocuous and even "organic" as this remedy might sound there are a few things to keep in mind before you breathe, "Finally, a solution."

A spray of a 2% solution can kill frogs and does damage to green leaves.

It is not yet known what effect this solution might have on earthworms and the other microscopic flora and fauna in your soil.

A much lower concentration of only 0.1% caffeine may prove useful. Sprayed onto such slug-prized cuisine as cabbage leaves, this concentration deterred feeding by 62%, when compared to uncaffeinated salad greens. This suggests that a regular spray of leftover coffee, which tends to have a caffeine content of about 0.1 to 0.05%, might control nighttime crop losses in the garden.

It is not known what effect a weaker cup of coffee will have on slugs. Perhaps they will become caffeine addicts and you'll have slugs hanging about your kitchen door.

On coffee plantations, caffeine leaches from leaf, twig, and berry litter, eventually raising caffeine concentrations in the soil to a point where the soil becomes toxic to the parent plant. This is one reason why productivity of coffee plantations tends to wane with time. In other words, caffeine does not break down very quickly in the soil.

The upshot is this: consider using a .05 to .1% (brewed coffee) solution sprayed directly on your target plants (carefully avoiding frogs and earthworms). The researcher thinks this practice will have a "deterrent" or "repellent" effect on the slugs in their nighttime feeding. Let me know how you fare.

Welcome, newest chapters!

These chapters have been chartered since February, 2001. Welcome! In the future, we will announce new chapters as they become chartered. Be sure to see "Meeting Place" on page 12 for meeting information about these and other Wild Ones chapters.

Red Cedar (MI); Lansing/East Lansing area

Greater Cincinnati (OH); southwest Ohio, southeast Indiana, and northern Kentucky areas

Central Upper Peninsula (MI);

Gladstone area

Door County (WI); Door County area Foothills (SC); Seneca, Clemson, and

Spartanburg areas

Twin Cities (MN); Minneapolis and St.

Paul areas

Cadillac (MI); Cadillac area

Root River Area (W); Racine

Maryann is a member of the Oakland (MI) Chapter and the Journal's feature editor. To submit items, please contact Maryann at Wild Ones Journal, PO Box 231, Lake Orion, MI 48361 or featuresedit@for-wild.org.

PICKING SEED

*They give. Throw off fast,
caving to the implacable wind
of my hand.*

*I sing to the seedheads
as I pull the booty loose,
let it fall like dry water
into my rustling bag.
Midwife, farm laborer,
I gather the shattered mirror
and scatter it later
over dark earth.*

*Let the heady poets
work the clouds,
weave cerebral tapestries
with words.*

*I am sworn to earth.
I pick seed.
I sing for my supper.*



From "Seeds Songs, a collection of poems for Earth lovers," by Cynthia d'Este, ©1998.
Artwork by Judy Catlin ©2002.

Notes from the president...

Annual Meeting: Members Set Tone for Future

First, I want to thank Clyde Dilley and the members of the Columbus Chapter who hosted the 2002 Annual Meeting. What an outstanding event! I overheard many comments and all were very positive.

So what happened at the Annual Meeting on Saturday morning? Of course, there were the usual reports — we are in better financial shape this year because our dues increase has taken full effect and thanks to the generous contributions to the Fast Forward Communications Campaign (a big THANK YOU! to all who contributed); our membership continues to hover around 3,000 households and we now have three corporate members as well; the Communications Committee has been working with the editor to improve the *Journal* and there are plans to publish a new "how to" brochure.

We also had an excellent discussion about the Mission Statement and possible name change. I believe the consensus, both at Columbus and via e-mail, is that Wild Ones should remain Wild Ones. While the name might challenge the sensibilities of some, for many more it is a call to action. As Dan Dieterich (Central Wisconsin Chapter) coined the phrase "Each one, reach one, Wild One!"

The Mission Statement review has been assigned to committee to take the concepts and ideas as presented and develop a clear,

concise statement that paints a picture of who and what we are. The new Mission Statement will also guide our actions as a national organization, as local chapters, and as individuals when we represent Wild Ones. The committee will present its recommendations to the Board in October when we meet in St. Louis. By the end of this year or the start of next year, this strategic goal of examining our Mission Statement and considering a name change should be completed.

Congratulations to the new directors elected at the Annual Meeting. They are Carol Andrews, Arrowhead (MN) Chapter; Jerry Brown, Louisville (KY) Chapter; Maryann Whitman, Oakland (MI) Chapter and writer of "The Grapevine" column in the *Journal*; and Marilyn Wyzga, New Hampshire, Partner

at Large. Re-elected directors are Diane Powelka, Madison (WI) Chapter; Klaus Wisiol, Lake-to-Prairie (IL) Chapter; and me, Joe Powelka, Madison (WI) Chapter. Board members serve four-year terms.

On Sunday morning, the Board re-elected the current officers to serve for another year. The 2002-2003 officers are Joe Powelka, president; Mariette Nowak, vice president, member of Milwaukee-Southwest/Wehr (WI) Chapter; Portia Brown, secretary, member of Louisville (KY) Chapter; and, Klaus Wisiol, treasurer.

An important topic of discussion at the board meeting, and one that all members should be thinking about, is planning for the Wild Ones 25th anniversary celebration in 2004. It was the consensus of the Board that all chapters should participate in planning the celebration, since Wild Ones is a part of all of us. A remembrance publication is being planned, so pull out your scrapbooks and old pictures to share with the rest of us.

Several other activities are in the works, so if you are interested in helping, please contact Donna VanBuecken, (execdirector@forwild.org). Or, if you have any suggestions about celebrating our first 25 years, don't hesitate to let us know. And watch the *Journal* for future updates about celebration plans. ☘

Joe Powelka

JoePowelka

PRICE INCREASE

Prices for Wild Ones items sold through the national office have risen to cover the increased costs of shipping and handling. Current prices for some items are included in the ad on p. 18. Additional items are listed on the Wild Ones web site, www.forwild.org.



CHIPMUNK

Numerous studies show reduced numbers of birds, reptiles, small mammals, and insects in stands of nonnative plant species.

The monocultures formed by invasive exotic plants are particularly unfit for bird habitat. Birds require habitat containing a large number of plant species, variation in horizontal canopy cover, and complexity in vertical structure. By contrast, invasive exotic infestations are composed primarily of one species, mostly uniform in height and structure, forming a canopy that is too dense.

from U.S. Dept. of Interior, Bureau of Land Management, "The War on Weeds-Winning It for wildlife."



What do you call it when someone walks on turf grass in a country that worships this monoculture?

Grassphemy



Wild Ones Natural Landscapers is a non-profit organization. Its mission is to educate and share information with members and community at the "plants-roots" level and to promote biodiversity and environmentally sound practices. We are a diverse membership interested in natural landscaping using native species in developing plant communities.

NATIONAL OFFICE:

EXECUTIVE DIRECTOR

DONNA VANBUECKEN
P.O. BOX 1274, APPLETON, WI 54912-1274
(877) FYI-WILD [394-9453]
(920) 730-3986
Fax: (920) 730-8654
Email: execdirector@for-wild.org

PRESIDENT

JOE POWELKA • (608) 837-6308
Email: president@for-wild.org

VICE PRESIDENT & EDITOR-IN-CHIEF

MARIETTE NOWAK • (262) 642-2352
Email: vicepresident@for-wild.org

SECRETARY

PORTIA BROWN • (502) 454-4007
Email: secretary@for-wild.org

TREASURER

KLAUS WISIOL • (847) 548-1649
Email: treasurer@for-wild.org

PAST PRESIDENT

BRET RAPPAPORT
Email: pastpresident@for-wild.org

SEEDS FOR EDUCATION DIRECTOR

STEVE MAASSEN • (920) 233-5914
Email: sfeditor@for-wild.org

WEB SITE COORDINATOR

PETER CHEN • webmanager@for-wild.org

LIBRARIAN

ROBERT RYF • (920) 361-0792
Email: library@for-wild.org

CALENDAR COORDINATOR

MARY PAQUETTE • (920) 994-2505
Email: calendar@for-wild.org

BOARD MEMBERS

CAROL ANDREWS, Minnesota
PATRICIA ARMSTRONG, Illinois
Portia Brown, Kentucky
JERRY Brown, Kentucky
MARK CHARLES, Michigan
LORRAINE JOHNSON, Ontario
STEVE MAASSEN, Wisconsin
MARIETTE NOWAK, Wisconsin
MANDY PLOCH, Wisconsin
DIANE POWELKA, Wisconsin
JOE POWELKA, Wisconsin
BRET RAPPAPORT, Illinois
MARYANN WHITMAN, Michigan
KLAUS WISIOL, Illinois
MARILYN WYZGA, New Hampshire

HONORARY DIRECTORS

DARREL MORRISON, FASLA, Georgia
LORRIE OTTO, Wisconsin
SARA STEIN, New York
CRAIG TUFTS, Virginia
ANDY & SALLY WASOWSKI, New Mexico

Wild Ones Journal is published bimonthly by Wild Ones Natural Landscapers. Views expressed are the opinions of the authors. *Journal* content may be reproduced for non-profit educational purposes as long as the *Journal* is credited as the source. Individual articles that carry a copyright symbol are the property of the author and cannot be reproduced without the author's written permission. No artwork may be reproduced, except to accompany its original companion text, without written permission of the illustrator or photographer. Contact editor if in doubt about use rights. Manuscripts and illustrations are welcome; contact editor. For guidelines for submitting material, contact editor or see Wild Ones website. ADVERTISERS: Contact national office for rates and schedule.

EDITOR

MERRY MASON WHIPPLE • (920) 722-5087
The Newsletter Service
922 S. Park Ave.
Neenah, WI 54956
Email: journal@for-wild.org (please indicate topic in subject line of e-mail.)

FEATURE EDITOR

MARYANN WHITMAN • (248) 652-4004
Email: featuresedit@for-wild.org

The Natural Garden, Inc.

*The Nursery Specializing in
Native & Ornamental Perennials
& Grasses Since 1953*

Quality Plants

*Handgrown with care for a
Better Environment*

Natives, Plants & Seeds
Over 250 Species Representing
Local/Regional Eco-types

Perennials - Familiar & Unusual
Herbs - Extensive Collection
Bulbs - For Landscaping

Service & Resource

Experienced Sales Team
Four Acre Garden Center
with Display Beds
Call for our Catalog

38W443 Highway 64
St. Charles, IL 60175
630.584.0150
Fax 630.584.0185

ADDITIONAL ACKNOWLEDGMENTS

Line drawings of goldenrod (pp.4 & 5), American highbush cranberry (p. 6), American bittersweet (p. 7) & chipmunk (p. 10) by Janet Wissink, Fox Valley (WI) Chapter.

Drawing of person (p. 9) by Judy Catlin, Fox Valley (WI) Chapter.

Poet Cynthia d'Este (p. 9) may be reached at Prairie Light Publications, N205 Tower Road, Eagle, WI 53119; Destino@aol.com; (262) 495-3335. She is a member of the Milwaukee (WI) Southwest/Wehr Chapter.

Printed on recycled paper.



QUARTERLY NATIONAL BOARD MEETINGS

All members are invited and encouraged to attend the quarterly meetings of the national Board of Directors. More details will be printed as they become available, or can be obtained from your chapter officers.

Oct. 19, 2002: Hosted by St. Louis (MO) Chapter. To be held at Shaw Nature Reserve's brand new education center. There will be a tour of the center and a hike in the wetlands.

Mar. 1, 2003: Hosted by Oakland (MI) Chapter.

Jun. 21, 2003: Hosted by Green Bay (WI) Chapter.

Sept. 13, 2003: Annual Meeting.

Sept. 14, 2003: Hosted by St. Louis (MO) Chapter.

Oct. 25, 2003: Hosted by Twin Cities (MN) Chapter.

OTHER CONFERENCES

October 27-30, 2002: A major conference about invasive plants, hosted by the Chicago Botanic Garden, will be held in Chicago, Ill. The title is "Invasive Plants—Global Issues, Local Challenges." Registration materials will be available starting in July. Contact: <http://www.chicagobotanic.org/symposia/jmptsymp.html>.

Information about conferences and meetings will be listed as space is available. Preference will be given to meetings sponsored or co-sponsored by Wild Ones chapters. To submit information, e-mail it to journal@for-wild.org or send it to Merry Mason Whipple, editor; Wild Ones Journal, 922 S. Park Ave., Neenah, WI 54956.

Wild Ones Natural Landscapers recommends that you patronize businesses that support our policies regarding species provenance and habitat preservation. The appearance of advertising in this *Journal* does not constitute an endorsement by Wild Ones of any organization or product.

meet us on line at www.for-wild.org

Chapters, please send your chapter newsletters or events notices to:

Calendar Coordinator Mary Paquette
N2026 Cedar Rd., Adell, WI 53001
(920) 994-2505 • calendar@for-wild.org

The meeting place



You are invited to participate in all Wild Ones activities, even when you travel! For complete details about upcoming events, consult your local chapter newsletter or call the local contacts listed for each chapter. Customary meeting information is included here, but because it is subject to change, please confirm dates and locations.

ILLINOIS

GREATER DUPAGE CHAPTER

MESSAGE CENTER: (630) 415-IDIG

PAT CLANCY: (630) 964-0448

clancypj2@aol.com

Third Thursday of month, 7 p.m., College of DuPage, Building K, Room 161, unless otherwise noted.

Sept. 19: "How to Get Started on Your Natural Yard," presented by Ron & Vicki Nowicki.

Oct. 17: "Backyard Wildlife Habitats" presented by Linda Dynek of Loba Landscapes.

LAKE-TO-PRAIRIE CHAPTER

KARIN WISOL: (847) 548-1650

Second Monday of month: 7:15 p.m., Byron Colby Community Barn at Prairie Crossing, Grayslake (Rt. 45, about 1/2 mile south of IL 120).

NORTH PARK CHAPTER

BOB PORTER: (312) 744-5472

bobporter@cityofchicago.org

Second Thursday of month, 7 p.m. at North Park Nature Center, 5801 N. Pulaski, Chicago, unless otherwise noted. Call Bob Porter for more info.

ROCK RIVER VALLEY CHAPTER

SHEILA STENGER: (815) 624-6076

Meetings at Burpee Museum of Natural History, 813 N. Main St., downtown Rockford, unless otherwise noted. Public welcome. Call (815) 624-4225 for info.

Sept. 19: 7 p.m., Connor Shaw from Possibility Place Nursery will present a program about native trees & shrubs for fall foliage, color & fruit.

October: Seed collecting; dates & times to be announced. Members only.

INDIANA

GIBSON WOODS CHAPTER

JOY BOWER: (219) 989-9679

jbower1126@aol.com

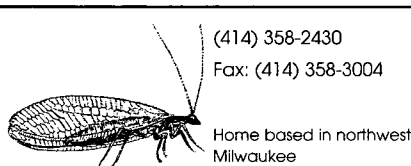
Second Monday of month, 7 p.m., at Gibson Woods, 6201 Parrish Ave., Hammond, Ind., unless otherwise noted.

IOWA

WILD ROSE CHAPTER

CHRISTINE TALIGA: (319) 339-9121

Second Monday of month, First Presbyterian Church, Iowa City, unless otherwise noted. Contact above for info.



LaceWing Gardening, Consulting & Design Services

Remember, Life Begins in the Garden —
Creating Habitats for 9 Years

Naturalized & Habitat Gardens that
Attract Butterflies, Hummingbirds,
Beneficial Insects & Pollinators;
Create a Whole Ecosystem

Garden Consultation, Construction,
Designs

Habitat Gardens • Prairies • Woodland
Gardens • Shade Gardens •
Stream, River & Lakeside Habitats & Restorations
• Ponds & Water Gardens • Organic
Maintenance • Pest & Disease Controls

Diane M. Schmidt

Associate degree in
ornamental
horticulture

S.E. WI Master
Gardener (S.E.W.)
U.W. Extension

Winter Services

(Nov. - April)

- Landscape habitat designs
- Garden talks
- Exterior & interior Xmas decorations

KENTUCKY

FRANKFORT CHAPTER

KATIE CLARK: (502) 226-4766

katieclark@vol.com

Second Monday of month, 5:30 p.m., Salato Wildlife Education Center Greenhouse #1 Game Farm Rd, off US 60 W (Louisville Rd.), Frankfort, unless otherwise noted.

LEXINGTON CHAPTER (seedling)

JENNY MAGGARD: (859) 263-4402

jmagg@mindspring.com

LOUISVILLE CHAPTER

PORTIA BROWN: (502) 454-4007

wildones-lou@insightbb.com

Fourth Tuesday of month, 7 p.m., unless otherwise noted.

Sept. 24: Meet at Jacob's Lodge in Inroquois Park for Savannah Restoration Tour. Please be on time as this gated road cannot remain open long.

4th Saturday Work Days: 9 a.m.-noon, weather permitting, at Wildflower Woods in Cherokee Park. Contact Ward Wilson 593-9063 or ward.wilson@home.com

MICHIGAN

ANN ARBOR CHAPTER

JOHN LOWRY: (810) 231-8980

john@kingbird.org

SHANNON GIBB-RANDALL: (734) 332-1341

gibbrand@mich.com

Second Wednesday of month, unless otherwise noted. For meeting info see www.for-wild.org/annarbor or contact above.

CADILLAC CHAPTER

PAT RUTA: (231) 829-3361

pat_ruta@hotmail.com

Fourth Thursday of the month, 7-9 p.m., Lincoln School, 125 Ayer St., Cadillac, unless otherwise noted.

CALHOUN COUNTY CHAPTER

MARILYN CASE: (517) 630-8546

mcase15300@aol.com

Fourth Tuesday of month, 7 p.m., Calhoun Intermediate School District building on G Drive N. at Old US27, Marshall MI, unless otherwise noted.

Sept. 24: 6:30 p.m. Meeting at Ott Preserve in Battle Creek. Trip will include a tour of wetlands, prairie mix, & woodlands.

Oct. 22: Program presented by Tom & Nancy Small, co-presidents of the Kalamazoo Chapter, describing their development of a wildlife-friendly, native plant garden in a city setting.

CENTRAL UPPER PENINSULA CHAPTER

JAMES LEMPKE: (906) 428-9580

jlempke@chartermi.net

September: Lakeshore plants. Call for location & time.

Oct. 22: 7 p.m., Annual Meeting. Bay de Noc Community College, Escanaba. Room to be announced.

DETROIT METRO CHAPTER

ELIZABETH MCKENNEY: (248) 548-3088

ebmck@hotmail.com

Third Wednesday of month, 7-9 p.m., Royal Oak Library, Historical Room, 222 E. Eleven Mile Rd., Royal Oak, MI., unless otherwise noted. Public welcome; \$5 fee for non-members.

POSSIBILITY PLACE NURSERY



7548 W. Manhattan-Monee Rd.
Monee, IL 60449
(708)534-3988

www.possibilityplace.com

Mention this ad and receive 10% off your 1st order
of \$100 or more!

(mail order unavailable at this time)

Brush Removal



The Tree Terminator ...

- Shears stumps flush to the ground.
- Stump treatment kills the roots.
- Promotes regeneration of oak trees that are a vital food source for wildlife.
- The most economical way to remove brush.
- Ask about our maintenance program using prescribed burns.
- We can get the job done. Call today to get on our schedule.

Buckthorn, honeysuckle,
box-elder. If you got
'em, well get rid of 'em!

Death to
Invasive
Species



Midwest Prairies LLC
Fort Atkinson, WI
(920) 563-3165

FLINT CHAPTER

GINNY KNAG: (810) 694-4335
mtknag@ameritech.net
Second Thursday of month, 7 p.m., Wood-
side Church, 1509 E. Court St., Flint, unless
otherwise noted.

KALAMAZOO CHAPTER

NANCY & TOM SMALL: (616) 381-4946
Fourth Wednesday of month, 7:30 p.m.,
Christian Church, 2208 Winchell, unless other-
wise noted.
Sept. 25: 5:30 p.m., Tour & "how-to" at Wild
One's member Steve Keto's yard & home
prairie, 5631 E. Main St. Kalamazoo.
Oct. 23: (Socializing at 7 p.m.) "Milkweeds &
Monarchs" with Dr. Steve Malcolm, WMU Bi-
ology Department.

RED CEDAR CHAPTER

MARK RITZENHEIN: (517) 336-0965
mrirtz@acd.net
Third Wednesday of month, 7-9 p.m., unless
otherwise noted; locations vary. For details,
see www.for-wild.org/redcedar/. All welcome.
Sept. 18: Dr. Cliff Welsch will speak about his
efforts to convert his 10 acre farm near Lans-
ing into a natural landscape. A subsequent
field trip may follow on the weekend. Hancock
Turfgass Research Center, Michigan State
University, East Lansing.
Oct. 16: Ray Rustem from the Michigan DNR
is guest speaker. Hancock Turfgass Research
Center.

OAKLAND CHAPTER

MARYANN WHITMAN: (248) 652-4004
maryannwhitman@comcast.net
Third Thursday of month, 7 p.m., Old Oakland

Township Parks/Police Building, 4392 Collins
Rd., Oakland Township, unless otherwise
noted.

Sept. 19: 6 p.m., "Residential Shoreline Stew-
ardship" led by Nina Misouraca, Oakland
County Planning & Economic Development
Commission. Meet at the Parks/Police Build-
ing at 6 p.m. to carpool.

Oct. 12 (Sat.): 9 a.m. - noon, Clinton River
Task Force Native Landscape, led by Oakland
Land Conservancy (248.601.2816). Meet at
the Rochester Hills Environmental Education-
Center, 1115 W. Avon Rd, between Livornois
& Crooks Rds. See a "newborn" native land-
scape, & help with weeding, monitoring, &
recording new growth & blooms as well as
planting natives in bare spots. Bring your field
guides & plant journals.

MINNESOTA

ARROWHEAD CHAPTER

CAROL ANDREWS: (218) 727-9340
carol_andrews@hotmail.com
Fourth Thursday of month, 6:00 p.m., unless
otherwise noted. Location changes each
month. Check website for details:
www.d.umn.edu/~wildones Open to public.
Sept. 26: Topic, Invasive exotics. There will
also be a plant swap.
Oct. 24: Seed Collection outing.

OTTER TAIL CHAPTER

KAREN TERRY: (218) 736-5520
terry714@ptel.com
Fourth Monday of month, 7 p.m., at the
Prairie Wetlands Learning Center, Fergus
Falls. Visitors always welcome.

Looking to naturalize your
garden? We offer hardy, field-
grown plants perfect for our Wisconsin
climate. Stop in today for answers to
all of your wildflower gardening
questions!

Monches Farm

PRAIRIE PLANTS,
PERENNIALS & FERNS
5890 Monches Road, Colgate
414-966-2787

Open Year-'Round
Tuesdays through Fridays, 10-6
Saturdays 10-4, Sundays 12-4
CLOSED MONDAYS

1/2 mile north of Q,
3 miles west of J,
just south of Holy Hill.



Continued next page



PO Box 306
Westfield, WI 53964

"We wanted to do it right ...
so we called **Prairie Nursery!**"

800-476-9453

Native Wildflowers & Grasses

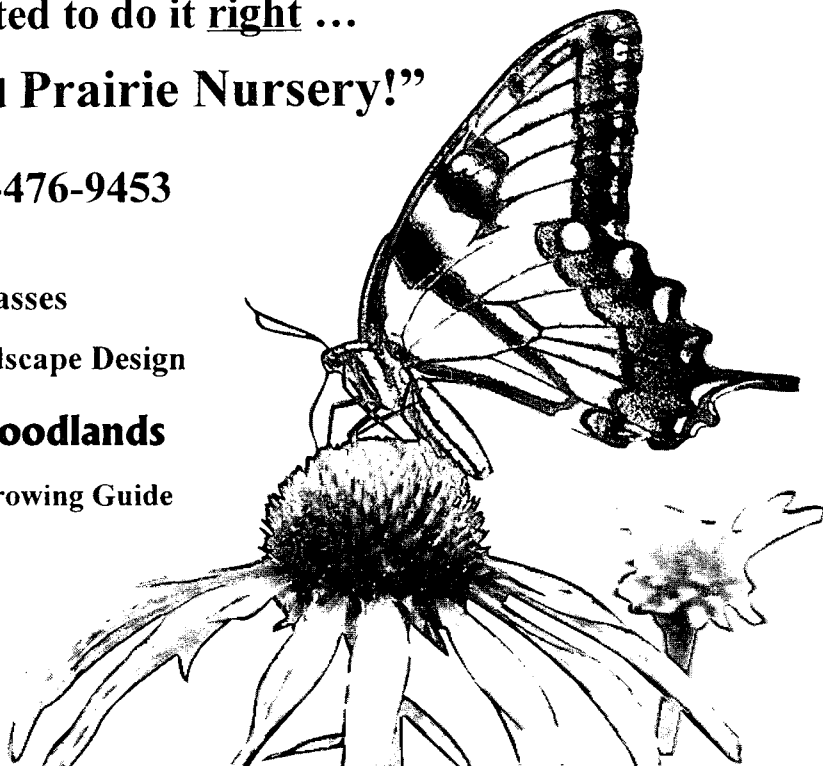
Plants, Custom Seed Mixes, & Landscape Design

Prairies • Wetlands • Woodlands

Call for your FREE Catalog and Growing Guide

www.prairienursery.com

Helping People Help Nature Since 1972



take a walk in our wildflowers! Free Nursery Tours 1 hour north of Madison on Interstate 39. Call for Tour Dates.

ST. CLOUD CHAPTER

GREG SHIRLEY: (320) 259-0825
shirley198@charter.net
Fourth Monday of month, 6:30 p.m., Heritage
Nature Center, unless otherwise noted.

TWIN CITIES

MARTY RICE: (952) 927-6531
jcrmfr@qwest.net
Third Tuesday of month, 7 p.m., at Nokomis
Community Center, 2401 E. Minnehaha Pkwy,
Minneapolis, unless otherwise noted.

MISSOURI

MID-MISSOURI CHAPTER

LESA BEAMER: 882-6072
wildonesmo@yahoo.com
Second Saturday of month, 10 a.m. unless
otherwise noted. Location varies. For details
contact above or see website at wildones.mis-
souri.org.
Sept. 14: Home garden visits; locations to be
announced.
Oct. 12: Joint meeting with St. Louis Chapter
at Shaw Nature reserve, Gray Summit, MO.
See below for details. Meet at Shaw at 10
a.m., carpooling from Columbia encouraged.

ST. LOUIS CHAPTER

SCOTT WOODBURY: (636) 451-0850
scott.woodbury@mobot.org
First Wednesday of month, 6:30 p.m., unless
otherwise noted; call Shaw Nature Reserve for
directions & info (636) 451-3512. Public wel-
come.
Sept. 4: 6 p.m. Gather in Florissant at the
home of Linda Barteau to enjoy her wildflower
garden.

Oct. 12 (Sat.): 10a.m.-3 p.m. Joint meeting
with the Columbia chapter at Shaw Nature Re-
serve. We will tour the Whitmire Wildflower
Garden, enjoy a wagon ride & have lunch pro-
vided in historic log cabins.

NEW YORK

CHENANGO VALLEY CHAPTER

HOLLY STEGNER: (315) 824-1178
hollystegner@hotmail.com
For location, date & meeting times please
contact above.

NEW YORK CITY METRO/LONG ISLAND CHAPTER

JENNIFER R. WILSON-PINES: (516) 767-3454
jwpines@juno.com
Held in the Members Room, Brooklyn Botanic
Gardens, 1000 Washington Avenue, Brooklyn.

OHIO

GREATER CINCINNATI CHAPTER

KATHY McDONALD: (513) 941-6497
kmc@one.net
All programs open to public. Contact above
for info.
Sept. 13 (Fri.): 7:30 p.m., Raptor Inc. will pre-
sent a program (with live birds of prey) about
the importance of habitat to birds' survival.
Winton Woods Center, Hamilton County Park
District, Winton Rd.
Sept. 21 (Sat.): Muscatatuck Wildlife Area field
trip, Seymour, Indiana, led by Don Brannen.
For directions email Don at wmsolar@aol.com
or call (513) 248-8227. Meet at 11 a.m. at Pre-
serve or call Don to carpool from McKie Cen-
ter.

Continued next page.

Services For The Landowner

Native Restoration

site analysis, species selection,
design, installation, maintenance


Consulting

plant and animal surveys,
wildlife habitat improvement,
site-specific management plans

Management

prescribed burns, exotic
species control, brush removal

Call or Write For A Free Brochure



**2505 Richardson Street
Fitchburg, WI 53711
(608) 277-9960**

Science and Stewardship

Oct. 5 (Sat.): Meet at noon at Stuart Fink's Ohio River Grasses, 220 Wenner St. Browse five acres of ponds, perennials & art surrounded by native & ornamental grasses; plants available for purchase. Led by owners Cooper & Anne Burchenal. Call (513) 871-1158 for info.

Oct. 19 (Sat.): Day trip led by Don Brannen to visit the prairies of Adams County. Contact above for info.

COLUMBUS CHAPTER

MICHAEL HALL: (614) 939-9273

mrhallblacklick@hotmail.com

Second Saturday of month, 10 a.m., Innis House, Inniswood Metropolitan Park, 940 Hempstead Rd., Westerville, unless otherwise noted. Meetings free; public welcome.

Sept. 14: "Edible Wild Plants" presentation by Adriana Sokach, Delaware County Preservation Park District's Wildlife Biologist & Program Coordinator.

Oct. 12: "New Approaches to Natural Landscaping in Ohio: Examples of Institutional & Residential Projects of Meadow Environments, LLC." Presented by John A. Blakeman of Meadow Environments, & President of the Ohio Prairie Association.

SOUTH CAROLINA

FOOTHILLS CHAPTER, CLEMSON

KAREN HALL: (864) 287-3294

kcarlso@clemson.edu

Third Saturday of month, Red Caboose, State Botanical Gardens, Clemson University, unless otherwise noted.

WISCONSIN

CENTRAL WISCONSIN CHAPTER

PHYLLIS TUCHSCHER: (715) 384-8751

toosch@tznnet.com

Fourth Thursday of month, 7 p.m., Rooms 1&2, Portage County Extension Building, 1462 Strongs Ave., Stevens Point, unless otherwise noted.

Sept. 21: 1 p.m. Field trip to Quincy Bluff Nature Preserve.

Oct. 5: 10 a.m. Plant rescue at the Marathon County Landfill.

Oct. 19: Seed collecting trip; location to be announced.

DOOR COUNTY CHAPTER

JUDY RENINGER: (920) 854-5783

jreninger@dcwis.com

Meets Nov. - April on first Monday of month, 7-9 p.m. Location varies.

Sept. 7 (Sat.): 1 p.m., "Integrating Natives into Garden Design," presented by the Garden Lady Beth Coleman. 1581 Ranch Lane, El-lison Bay. Members Only.

Oct. 5 (Sat.): 1 p.m., Field trip to identify native trees & shrubs in their fall foliage, on the property of Bernie Shumway, 10320 Old Stage Rd., Sister Bay. Members Only.

Continued next page.

Conway School

OF LANDSCAPE DESIGN
P.O. BOX 179 • CONWAY, MA 01341-0179

Intensive ten-month Master of Arts Program

trains students in ecological site design and land planning, applied to residential and community-scale projects. Small yet diverse classes, unique rural setting, accredited by NEASC.

By designing real projects for clients, Conway students learn important design skills including practical problem solving, communication of design solutions and ecological advocacy.

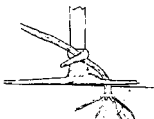
Attend our informational sessions to learn about our program leading to a Master of Arts degree.

Call, write, or check our web site for further information about CSLD
www.csl.edu

413-369-4044



REMOVE INVASIVE, NON-NATIVE TREES BY THE ROOT WITH THE ROOT TALON™



Major credit cards accepted,
or send check or money order
for \$54.95 (\$47 plus
\$7.95 shipping) to:

Lampe Design, LLC

262 South Griggs Street
St. Paul, MN 55105

Sturdy
36"
fiberglass
handle.
Solid
metal
head.

Toll-free (866) 334-9964

Minn. residents add 6.5% sales tax

Visit our website: www.lampdesign.com

Prairie Seed Source

P.O. Box 83, North Lake
Wisconsin 53064-0083

Over 170 species from southeastern Wisconsin prairies

PLEASE
SEND
\$1 FOR
SEED
CATALOG

Bob Ahrenhoerster,
Prairie Restoration
Specialist

VISIT OUR WEB SITE AT <http://www.Ameritech.net/users/rasillon/Seed.html>

Take flight for birding fun...

3rd Annual....

November 1-2-3, 2002
(Fr-Sa-Su)
**Washington County Fair Park
West Bend, WI**

(come hear Keri Kaufman)

NEW!!! • Birding trips • Big Name Birding Speakers • Photo Contest • More youth hands-on activities • 30+ seminars on birds, prairie, birds, habitat, birds, aquatics
PLUS -- • BSA & GSA merit badge courses
• Live birds, live animals • Birds of Prey (live!)
• Backyard wildlife habitat demo site
• "Eyes on Wildlife" optics activities

SPONSORS: **BIRDERS WORLD**

produced by
TARGET COMMUNICATIONS, Mequon, Wisconsin
www.backyard-birds.com
1-800-324-3337 1-262-242-3990

ERIN CHAPTER (seedling)

BOB & BEV HULTS: (262) 670-0445

Third Thursday of month, 7 p.m., Erin Town Hall, 1846 Hwy. 83, Hartford, unless otherwise noted.

Sept. 19: Field trip to Bob & Bev Hults 3-acre short grass prairie & wetlands.

Oct. 17: Seed exchange & photo contest.

FOX VALLEY AREA CHAPTER

CAROL NIENDORF: (920) 233-4853

niendorf@northnet.net

DONNA VANBUECKEN: (920) 730-3986

dvanbuecke@aol.com

Indoor meetings at 7 p.m. at either Memorial Park Arboretum, 1313 E. Witzke Blvd., Appleton, or the Evergreen Retirement Community, 1130 N. Westfield St., Oshkosh.

Sept. 14: Tour of Prairie Crossing Community. Daylong bus trip to Grayslake, Illinois to visit an alternative community designed for environmental protection & enhancement. Dr. Michael Sands, Environmental Team Leader will take us through the prairie preserve, private yards & organic farm. Pre-registration required; fee. See newsletter for details. Bus leaves Appleton Kmart 6:30 a.m. & Oshkosh Kmart at 7:15 a.m.

Sept. 12: 9 a.m., Annual Seed Gathering. See newsletter for details.

Oct. 24: "Incorporating Wetland Plants in Your Landscaping," presented by Anne Ross, a landscaper specializing in wetland areas. Scheig Learning Center, Memorial Park Arboretum, Appleton.

GREEN BAY CHAPTER

CHUCK MISTARK: (715) 582-0428

gmistark@new.rr.com

Meets Feb. - Nov. on third Wednesday of month, unless otherwise noted. Most meetings at Green Bay Botanical Garden, 2600 Larsen Rd., except in summer.

Sept. 18: 7 p.m., Members' slide show & plant exchange.

Oct. 16: 7 p.m., General membership meeting.

October: Seed collection. Date & location to be announced. Members Only.

MADISON CHAPTER

LAURIE YAHR: (608) 274-6539

yahrkahl@aol.com

Last Wednesday of month, 7 p.m., McKay Center, UW Arboretum, Madison, unless otherwise noted. Public welcome. Meetings listed are tentative; contact above to confirm.

Sept. 28 (Sat.): 9 a.m., Aster & fall plant ID. McKay Center.

Oct. 30: Program, "Ecological Design."

MENOMONEE RIVER AREA CHAPTER

JAN KOEL: (262) 251-7175

DIANE HOLMES: (262) 628-2825

Indoor meetings on second Wednesday of month at 6:30 p.m. at Kellie's Kafe, N84 W15911 Appleton Ave., Menomonee Falls

Sept. 11: Randy Hetzel will speak on Amphibians of S.E. Wisconsin.

Oct. 9: Annual Seed/Treat Exchange. Bring your native plant seeds to exchange with other members. If you don't have seeds to share, bring a treat & we will gladly share with you.

Continued next page.



**Great selection, including
Wood Lilies, Yellow Star Grass,
and Grass Pink Orchids**

Local genotype

Competitive prices

Potted plants ready to go

**Come and see us at the
Dane County Farmers' Market
in Madison**

No mail order sales!

**Farm visits by appointment only,
please.**

**S5920 Lehman Road
Baraboo WI 53913
608-356-0179**



Native Solutions
ENVIRONMENTAL CONSULTING

Restoration Ecology • Project Management • Habitat Development

***Providing the Fox Valley and all of Northeast
Wisconsin with excellence in Ecological Consulting***

**Build a complete eco-system! We specialize in designing and installing
projects of all sizes, including prairie, savanna, wetlands, and wildlife ponds.**

The most expensive project is the one done wrong.

Let us help you design it *right* from the start!

Contact us today —

Phone: (920) 749-7807

Fax: (920) 830-2822



WINDY OAKS AQUATICS

Everything for Beautiful Ponds
and Stunning Aquascapes

Pond and Bog Liners
Water Lilies-Lotus-Marginals
Display Ponds to Enjoy
W377S10677 Betts Rd
Eagle, WI 53119
262-594-3033

MILWAUKEE NORTH CHAPTER

MESSAGE CENTER: (414) 299-9888
Second Saturday of month, 9:30 a.m., Schlitz
Audubon Center, 1111 E. Brown Deer Rd.,
Bayside, unless otherwise noted.

MILWAUKEE-SOUTHWEST/WEHR CHAPTER

MESSAGE CENTER: (414) 299-9888
Second Saturday of month, 1:30 p.m., Wehr
Nature Center, unless otherwise noted.
Sept. 14: Time TBA. An all-day tour to the
Stiefel's property in Door County. Tour features
the naturally landscaped property & "green"
technology used in the living quarters. Mem-
bers only.

ROOT RIVER AREA CHAPTER

NAN CALVERT: (262) 681-4899
prairiedog@wi.rr.com
Meets Sept.-May, first Saturday of month,
1:30-3 p.m., Riverbend Nature Center, Racine,
unless otherwise noted.



Lady Slippers

blooming size

4 varieties

(permit/rescued)

Trilliums

Virus-Tested

Blueberries

You may pick up your plants at

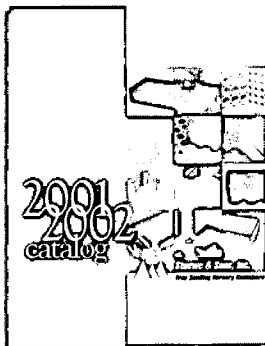
Bill's Greenhouse

25687 US Hwy 2
Grand Rapids, MN 55744
(218) 326-3379

Plants shipped in Aug. & Sept.

Open May - Sept.

Closed every Saturday.



**Nursery containers
ideal for native plant
propagation.**


To order our free catalog
call: 800-553-5331
online: www.stuewe.com
email: info@stuewe.com



Quality Native Seed from Southeastern Wisconsin

Custom seed mixes available
for your prairie landscape.

-CONSULTING SERVICES-
Experienced with residential,
school and commercial plantings.



Free
Brochure!

KETTLE MORaine

NATURAL LANDSCAPING

Connie Ramthun
W996 Birchwood Drive
Campbellsport, WI 53010
(920) 533-8939

Native Prairie Seed and Plants

DESIGN • INSTALLATION • RESTORATION

500 Species of Native
Seeds & Plants

Natural Landscaping of
Corporate Campuses

Prairie & Wetland
Restoration

Planting Design
& Installation



Phone: 608.897.8641 • Fax: 608.897.8486
email: info@appliedeco.com
www.appliedeco.com

At the Wild Ones Store

❖ WILD ONES YARD SIGNS

Colorful aluminum sign proclaims "This land is in harmony with nature." \$26*

❖ TAPESTRY OF LEARNING VIDEO

A Wild Ones-produced video for parents, teachers, and community groups, featuring Lorrie Otto. Introduce your neighbors to outdoor school natural areas.—\$10*

❖ WILD ABOUT WILDFLOWERS VIDEO OR CD-ROM

A showcase of Midwestern seasonal blooms, their identities, and habitats. Includes "how to" advice.—\$30, video; \$28, CD-ROM.*


❖ WILD ONES JOURNAL REPRINTS, BACK ISSUES

Consult Sept./Oct. 2001 issue for an index of articles. Don't have that issue? Send \$3 to receive a copy, or see our website www.for-wild.org*

*Includes S&H.

For more information, contact Donna by calling (877) FYI-WILD or by e-mailing merchandise@for-wild.org (sorry, charge cards not accepted). Mail your check (payable to Wild Ones) to: Wild Ones Merchandise, P.O. Box 1274, Appleton, WI 54912-1274.

Your chapter may offer these items
and more at your regular meetings.



Become a...




Certified Wildlife Habitat Naturalistsm

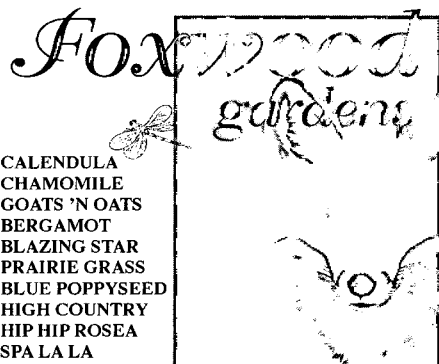
Take your interest in wildlife and native plants to new heights and achieve professional level expertise to improve your habitat with our Internet-based course.

This revolutionary new way of educating features 14 of the nation's top professionals in online training that synchronizes video, audio, text, hundreds of photos, and linked supplemental information, whenever and wherever you want.

Visit www.windstar.org or call
WindStar Wildlife Institute
at 800-324-9044



10072 Vista Court
Myersville, MD 21773
Phone: 301-293-3351 • Fax: 301-293-3353
Internet: www.windstar.org
E-mail: wildlife@windstar.org



CALENDULA
CHAMOMILE
GOATS 'N OATS
BERGAMOT
BLAZING STAR
PRAIRIE GRASS
BLUE POPPYSEED
HIGH COUNTRY
HIP HIP ROSEA
SPA LA LA

NEW: BOTANY BALM

*Practicing the Simple and Elegant Art
of Fine Soapmaking with Fragrant
Botanicals and Pure Goat Milk.*

*Silky and aromatic, lovingly crafted
and individually wrapped. We have
all your favorite Garden Scrubs, pure
Moisturizing Complexion Cakes and
Body Bars.*

www.foxwoodgardens.com

Call (847) 223-7072

EMAIL soap@foxwoodgardens.com

NATURAL AROMASPHERE



32494 FOREST DRIVE • GRAYSLAKE, ILLINOIS 60030

CRM ECOSYSTEMS

CONSULTING • RESTORATION • MANAGEMENT

25 Years Native
Restoration
Experience...
In Prairies,
Wetlands,
and Woodlands

Catalog of Available
Plant Materials \$5.00

9738 Overland Road
Mt. Horeb, WI 53572-2832
608/437-5245
fax 608/437-3982
crmeco@chorus.net

Prairie Moon Nursery

More than 450
species native
to the midwest

Prairie • Woodland
Savanna • Wetland



Free Catalog & Cultural Guide

Rt. 3 Box 163, Winona, MN 55987
Phone 507-452-1362 Fax 507-454-5238
E-mail prairiemoon@luninet.net
www.prairiemoonnursery.com



Wild Ones gift membership

My name _____

Occasion for gift _____

Please send a gift membership to:

Name _____

Address _____

City _____

State/ZIP _____

Phone _____

E-mail address _____

Please check: ☐ new ☐ renewal ☐ new address

Paying for: ☐ 1 year ☐ 2 years ☐ _____ years

Basically Wild Annual Family Membership—\$30; Wilder Donation—\$50;

Wildest Donation—\$75+; Full-Time Student, Senior 65+, Disabled—\$20

Amount enclosed _____

Chapter preference (chapters listed in "The Meeting Place")

ENTIRE MEMBERSHIP FEE IS TAX DEDUCTIBLE

Wild Ones membership form

Name _____

Address _____

City _____

State/ZIP _____

Phone _____

E-mail address _____

Please check: ☐ new ☐ renewal ☐ new address

Paying for: ☐ 1 year ☐ 2 years ☐ _____ years

Annual Dues:	Wild	Wilder	Wildest
Household	\$ 30	\$ 50	\$ 75+
Business	200	500	1,000+

(Full-time student, senior citizen 65 and older, disabled individual — household membership: \$20 per year.)

Amount enclosed _____

Chapter preference (chapters listed in "The Meeting Place")

ENTIRE MEMBERSHIP FEE IS TAX DEDUCTIBLE

Wild Ones, P.O. Box 1274, Appleton, WI 54912-1274



BEGIN WITH A SEED

The Riveredge Guide to Growing Wisconsin Prairie Plants

A UNIQUE NEW RESOURCE

* In-depth information on propagating 400+ prairie species native to Wisconsin & Upper Midwest; 111 pages

* Details for each species in compact, easy-to-use format

* Companion software disk w/ spreadsheet & database files from book; can sort to create custom lists, or add own data

\$19.95/book

\$29.95/ set

(book & disk)


plus shipping

& handling of

\$2.75/book or set

WI residents add

5.6% sales tax



Available from:

Riveredge Nature Center

P.O. Box 26, Newburg, WI 53060-0026

Tel: 262-675-6888(local) 262-375-2715(metro)

Fax: 262-375-2714

Kinnickinnic Natives Native Plant Nursery

Native Perennials
from the St. Croix Valley

Prairie, Wetland, Woodland

Rare & Uncommon Species
(Nursery Propagated, Container Grown)

Open weekends
May through September
(call for hours)

Native Plant Nursery

235 State Road 65
River Falls, WI 54022
715-425-7605

Whuhnke@presenter.com

CHANGE SERVICE REQUESTED

DATED MATERIAL



Don't get stung!

If the imprint above is dated **11/1/02 or 12/1/02 or before**, your membership's about to expire.

YOUR TIMELY RENEWAL SAVES PAPER AND THE COST OF MAILING RENEWAL NOTICES.
USE FORM ON PREVIOUS PAGE TO RENEW. NOTIFY US IF YOU MOVE AS BULK MAIL IS NOT FORWARDED.

For Killing Weeds: Tongs of Death & New, Improved LONG Tongs of Death

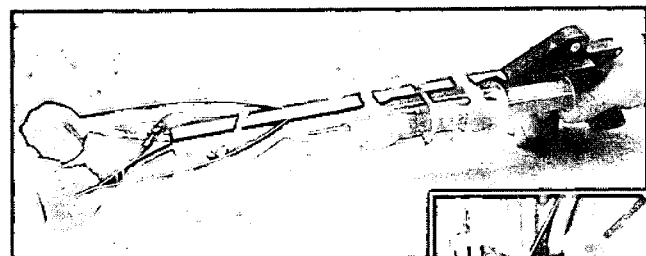
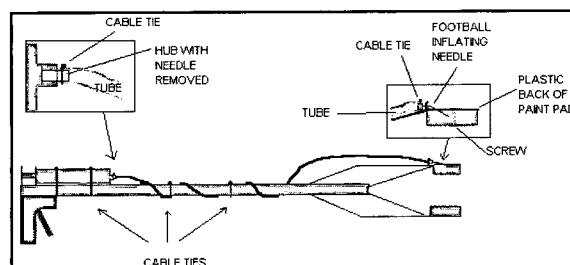
In the January/February, 1998 issue of the Journal, Steve Maassen, member of the Fox Valley (WI) Chapter and currently on the national Board of Directors, introduced his "invention," the Tongs of Death, an easy-to-make tool that users could dip into a solution of Roundup or other herbicide and apply to various weeds. It was easier to use than the "gloves of death" (cotton gloves worn over rubber gloves, dipped into a Roundup solution, and used to kill individual weeds while not harming the neighboring "good" plants).

Now Steve is thrilled to announce the even better, easier-to-use LONG Tongs of Death which, according to Steve, "allows you to 'tong' with less bending over."

The original version (which still comes in handy) was made from a stainless steel, scalloped nine-inch Ecco kitchen salad tongs and a plastic-backed paint pad. To assemble the Tongs of Death, cut two small, tapered pieces from the paint pad and fit them onto the last inch of each of the "gripper" ends of the tongs. Fold the last three scallops over the pad to hold it, then flatten the opposing ends so the pads meet squarely.

To use, simply dip the paint pads into a solution of Roundup appropriate for your particular weed removal project and close them around the undesirable plant. The Long Tongs can use a more concentrated Roundup solution, typically around 15%, which allows you to "tong" only a few leaves and kill the whole plant. The pads hold enough liquid to treat about ten plants between dips.

It's only slightly more complicated to build the Long Tongs of Death. First purchase an E-Z Reacher and then replace the rubber cups with sponge paint pads. You can use it like this by dipping the pads into a Roundup solution, or you can make a self-wetting Long Tongs of Death.



You will need some plastic tubing connected to the type of needle normally used to fill footballs, basketballs and soccer balls. The needle is inserted into one of the plastic pads and connected to a syringe at the top by some plastic tubing. Be sure to wrap the tubing around the shaft a few times to keep the liquid seal in the syringe. If air can easily reach the syringe, too much herbicide will flow out through the sponge. The syringe is fastened to the E-Z Gripper handle; cable ties work well to hold the parts together. (Suitable syringes can be found at stores which sell large animal supplies and medicines; 60 cc is a good size.)

To fill, dip the sponge end into the herbicide and use the syringe to "suck" the herbicide up through the sponge. Herbicide is stored in the syringe and tubing. Push the plunger to re-wet the sponge as needed.

You can store the Long Tongs of Death without rinsing by putting the sponges inside a plastic cup, which you can make by cutting off the top one-third of a 16-ounce soda pop bottle. Steve says that neither the tubing nor the sponges will plug up, at least with a Roundup solution, and it's easy to get the Long Tongs of Death out to use again. (Of course, the Long Tongs of Death must be stored safely, out of the reach of children and pets. And they should be clearly marked "POISON.")

Necessity really is the mother of invention! 🌱