

Official publication of
Wild Ones—Natural Landscapers, Ltd.
Wild Ones Journal is made possible in part by
the generous support of the Liberty Prairie Foundation



A VOICE FOR THE NATURAL LANDSCAPING MOVEMENT

JULY/AUGUST 2000 • VOLUME 13, NO. 4

Wild Ones® Journal

PROVENANCE IS NOT A CITY IN RHODE ISLAND

Now that you know what a native plant is, you're well on your way to gardening success. All you have to do is find out which species are native where you live, stick 'em in the ground, and then wait for the inevitable call from a photographer wanting to immortalize your efforts on the cover of *Fine Gardening*.

Right?

Well, no ... this is not always the case.

You see, while getting the species right is a big part of successful gardening, it won't do you much good if you don't get the provenance right as well.


Provenance means "place of origin." Botanically, it means where a plant evolved. And where it evolved determines its "genotype," i.e., its genetic composition.

A specific plant can be native to a number of places—not just within one vegetational zone, but in very diverse sections of the country. When plants do evolve in just one specific spot, they are called **endemics**—they exist in that one spot and nowhere else.


So, when we talk about the provenance of a specific plant, we are not talking about the species as a whole, we're talking about the specific genotype of a specific plant within that

species—the one you see in the nursery and may be thinking of buying for your yard. One with a local provenance will be genetically better suited to your local growing conditions than one that is indigenous to another part of the country with very different growing conditions. It's the provenance of a plant that truly determines whether or not it's native or indigenous to your region.

(continued on next page)



Excerpted from *The Landscaping Revolution* by Andy Wasowski



PROVENANCE

(continued from front page)

Let's use Butterflyweed (*Asclepias tuberosa*) as an example. Native in sandhills, flatwoods, post oak woods, meadows, and pinelands throughout the eastern two-thirds of the U.S., from eastern South Dakota down into Florida, this brilliant orange-colored plant has a very long taproot, making it extremely drought tolerant and long-lived. Even so, Butterflyweeds from our northern states would succumb to the hotter summers of the deep South, while Butterflyweeds indigenous to Georgia or Alabama would find Minnesota winters intolerable.

Then there's the Live Oak (*Quercus virginiana*). This tree is native from the southern Atlantic coast to central Texas and Oklahoma. Now, if you happen to live within that geographical range, you might figure any old Live Oak will do well in your landscape. But what if you live in, say, Dallas, and your nursery purchased its Live Oaks from some out-of-state grower. Well, if there's a repeat of the notorious winter of 1983-84—when northcentral Texas became a deep freeze—your Live Oak could be in big trouble.

Back then, half the Live Oaks popped their barks and died—the half that had come from growers in southern Louisiana. The half that came through pretty much unscathed were the indigenous ones from local growers. These were genetically suited to the kind of extreme winters that

periodically hit that part of the state.

If you live in Connecticut, you might want to add native Snowberry (*Symphoricarpos albus*) to your landscape. This handsome, shady ground-cover, with its clusters of white berries in fall and winter, is native in your locale, but it's also native in a giant horseshoe-shaped range that stretches from southern California (where it is known as Canyon Snowberry) up to Alaska, then across to Quebec and on down to Virginia!

If the Snowberry you buy is from a mail-order catalog out of, say, Oregon or one your local nursery bought from a grower in California, it might not do well for you if you live in Connecticut.

Life would be a lot easier for us if plants of the same species but very different provenances looked different. Then a Live Oak, for example, from Georgia would be somehow visually set apart from one in Texas. No such luck; members of the same species usually look pretty much the same, no matter where they originated. Of course, botanists realize that these plants are different, and they divide them into varieties—in the case of Live Oaks, into Coastal Live Oaks and Escarpment Live Oaks. But it's a very rare nursery that will label their stock this definitively.

You need to know, too, that provenance affects more than winter hardiness; drought and summer hardiness are also important considerations. Possumhaw (*Ilex decidua*) is a gorgeous ornamental tree that is native from Virginia and Illinois on down to the Gulf of Mexico. And it's a beauty: the female is ablaze with red berries from November through March, when new leaves appear.

But if you live in Tulsa and your nursery carries Possumhaws that are native to the Carolinas, where the rainfall averages up to 30 inches (76 cm) more per year than it does in Possumhaw's western range, these trees aren't going to be happy in your yard this summer. They will be drought stressed and vulnerable to insects and diseases.

Both the Netleaf Hackberry (*Celtis reticulata*), aka *palo blanco* or *acibuche* and the popular evergreen shrub Jojoba or Goatnut (*Simmond-*

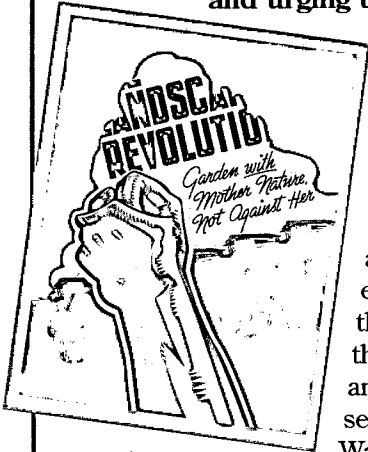
sia chinensis) are native from the Sonoran Desert of Mexico on over to southern California. But if you live in San Diego and your nursery purchased these two natives from a grower in Phoenix, Ariz., their provenance would not be the coastal chaparral of San Diego County, but the Sonoran Desert. And even though San Diego and Phoenix may be similar in some respects, they do not share the exact same growing conditions. Both the San Diego Hackberry and Jojoba will be used to a much more humid climate and milder summers and will not thrive in Phoenix.

Big Bluestem (*Andropogon gerardii*), aka Turkeyfoot, is the most important grass in the tallgrass prairies. It has a very wide native range, from the Gulf of Mexico up into southern Canada, and from Florida to New Mexico. It can grow in moist areas out in west Texas, on hillsides in Wisconsin, and in meadows in New York State. But if you think a Big Bluestem adapted to the high humidity around Baton Rouge, La., is going to do well in the high aridity of Albuquerque, think again.

With annuals, provenance isn't such a big deal. But with longer-lived plants—especially trees—that affect large parts of your landscape, it's important to choose a specimen that will withstand all of the vagaries that the weather might produce. It needs to be from the same latitude, from the same altitude, the same distance from the moderating influence of the ocean, and the same distance from any mountains that might affect rainfall patterns. It must also have the same kind of soil porosity, with the same range of alkalinity or acidity. Otherwise, a winter storm or drought will damage it.

Bottom line: Before you purchase your native, don't check just the species, check out the provenance as well. If you buy one whose provenance is within one hundred miles of where you live, it ought to do well. And if the people at your nursery don't know, and can't find out, you run the risk of buying and planting something that may be beautiful and even appropriate for local wildlife, but it may not be any more of a sure thing than an exotic plant. ■

The Cuban Revolution had its bearded and baret'd Che Guvera, the colonialists had the fire-and-brimstone orator Patrick Henry, and South Africans turned to their soft-spoken but resolute Nelson Mandela. All revolutions have their revolutionaries, and all revolutions have a call to arms, a manifesto declaring the good fight and urging the masses to enlist in the movement.



Fresh off the press, the natural landscape movement now has its manifesto, complete with profiles of some revolutionaries blazing a trail to a more benign landscape ethic. In some 200 pages, this photo-filled book throws down the gauntlet and, in witty and sometimes serious prose, author Andy Wasowski challenges read-

ers, provokes thought, and leads them to the inescapable conclusion that we all must, as the subtitle states, "garden with Mother Nature, not against her."

Andy's profiles of landscape revolutionaries, such as Lorrie Otto, Darrel Morrison, Gage Davis, 82-year-old Evelyn Connors, and others, provide the reader with the human side of the effort to change our collective land ethic.

Chapters are crisp and well-written. In chapters with titles such as "Your Lawn Has A Drinking Problem" and "Alternatives to Chemical Warfare," Andy highlights the tremendous toll that our lawn culture takes on the environment. He pokes fun at the way some homeowners turn their Yaupon Hollies into lollies—lollipops, that is. With a raft of photos of absolutely ridiculous-looking shrubs (ones that look like moon balls, grain silos, or Dairy Queen dip cones), Andy makes his point. He includes a fascinating history of topiary. (Did you know that Julius Caesar's buddy, Cnaeus, was credited by Pliny the Elder with having invented topiary, which soon became all the rage in good ol' Rome?) But topiary isn't natural, and it is a "heck of a lot of work." So, if you move to a home that boasts cropped yews, Andy provides a step-by-step "sure-fire topiary restoration plan" to rescue over-coifed trees and shrubs and return them to their natural state.


In "The Natives Are Friendly" Andy provides volumes of useful information about specific native forbs, shrubs, and trees and how to grow them. In "Converting Your Yard ... And Your Neighbors," "This Time The Land Wins," and "Weeding Out Bad Weed Laws" Andy gets down in the trenches of the natural landscape revolution and details the misconceptions and prejudices enlistees in the cause may encounter.

But, my favorite parts of the book *The Landscaping Revolution* are those chapters that contain Andy's simple homespun prose about why this is the right way, why this is the only responsible way, to landscape the peopled parts of this planet. In an eloquent chapter of "Where Have All The Fireflies Gone?" Andy recounts a visit to a friend's farm and a walk through a field to gaze upon "a galaxy" of fireflies that engulfed him. A distant memory for most of us.


The loss of natural habitat has extinguished the firefly and silenced the songbird, too. Natural landscaping is about giving something back, Andy says. But it is more than that. Those of us over 30 maybe remember the fireflies, maybe remember the songbirds. But, for today's children, those are memories that may never be. We must not allow children to experience only "Nature via the VCR," Wasowski warns. There is hope. Efforts at schools to create outdoor classrooms filled with native plants are taking hold across the country. Nature centers provide classes to youngsters. But, that is not enough. Andy argues that we must invite Nature into our yards for our sake and for the sake of our children. *~*

—Bret Rappaport

"The world is a nice place and worth fighting for."
—Ernest Hemingway



Meet your national officers (L to R): VP Mandy Ploch, Secretary Joe Powelka, Executive Director Donna VanBuecken, President Bret Rappaport, and Treasurer Klaus Wisiol.



(*Filipendula rubra*)

Family:
Rosaceae (Rose)

Other Name:
Meadow Sweet.

Habitat: Moist
prairies and
meadows.

Description: The
plant bears large,
feathery clusters
of small, fragrant,
pink flowers. The
flowers are 1/3 to
1/2 inch wide,
with
5 sepals and 5
petals, numerous

protruding stamens, and 5 to 7 pistils. The leaves are
pinnately compound, divided into deeply lobed and
toothed leaflets to 8 inches wide and long. Fruit is a
smooth, narrowly shaped, one-seeded capsule which
is slightly twisted. The seed matures 4 to 6 weeks
after the flower blooms. **Flowering:** June to August.
Height: 3 to 6 feet.

Comments: The National Wildflower Research
Center in Austin, Texas, stated in its July/August
1994 newsletter: "*Because of its stately beauty and easy
cultivation, Queen-of-the-Prairie is much sought after
by gardeners. Because it spreads naturally by rhizomes,
propagation by division is the most reliable method.
Ideal times for root divisions are spring, prior to leaves
emerging, or fall, before the plants become dormant.
Seeds may be sown immediately upon collection.*"

Medicinal Use: Wisconsin Fox Indians used the
root for heart trouble and in "love potions." Due to
its high tannin content, the root was valued as a folk
medicine for its astringent properties in diarrhea,
dysentery, and to stop bleeding. Like the European
Queen-of-the-Meadow or Meadowsweet, *Spiraea*
(*Filipendula*) *ulmaria*, this plant probably contains
chemical fore-runners of aspirin. Salicin, the popular
analgesic derived from poplars and willows, probably
decomposes in the digestive tract to salicylic acid, a
compound first isolated from Meadowsweet flower
buds in 1839. The semi-synthetic acetyl-salicylic acid
(aspirin) is said to have fewer side effects than the
natural compound from which it is derived. Still,
non-steroidal, anti-inflammatory drugs, including
aspirin, account for 10,000 to 20,000 deaths per year.
Obviously, all medicines, natural and synthetic, have
side effects.

Name Origin: *Filipendula*, the genus name, is from,
filum, meaning "thread," and *pendulus* meaning
"hanging," in allusion to the root of some species.
The species name, *rubra*, is from the Latin word
meaning "red."

QUEEN-OF-THE-PRAIRIE

Author's Note: Queen-of-the-Prairie is a most
spectacular plant. However, I have observed over
the years that it always blooms *before* the other
wildflowers in my meadow—making it stand out
above the crowd. Perhaps it is aware of its regal
beauty and does not want to share the limelight
with surrounding competition. One day, as I was
pondering this observation, the thought hit me as
to why this plant has always been a floral symbol for
Lorrie Otto, Wild Ones' guiding light and guru of
the natural landscape movement. How appropriate
Queen-of-the-Prairie is to represent this remarkable
woman. She, like this plant, bloomed before the
crowd. She made us aware of the need to protect our
native wild plants, to enrich and beautify our road-
sides, to strive for a pesticide-free environment, and
to create natural places for children and adults to
study, learn and appreciate. It was Lorrie who had
the courage to promote the abolishment of the use-
less scalped lawn. Why didn't we think of that? She
bloomed before any of us, but we are attempting to
make blossoms in her wake. Her awesome legacy
will continue to inspire future generations. I feel so
honored and privileged to know her and to be her
friend.

Since Queen-of-the-Prairie has no other common
name except Meadow Sweet, which is rarely used,
possibly "Lorrie's Flower" would be a fitting alter-
nate. *za*

© 2000 Janice Stiefel

Photo by Janice Stiefel

PROPAGATING "LORRIE'S FLOWER"

If you do not have access to rhizomes from which
you may divide new plants, purchase seed or collect
it four to six weeks after the flowers have faded. Plant
the seed outside as soon as possible into wet to wet-
mesic conditions. Lorraine Johnson suggests these
companion plants in her book *100
Easy-to-Grow Native Plants*: Joe-pye
Weed (*Eupatorium maculatum*),
Boneset (*Eupatorium perfoliatum*),
and New York Ironweed (*Vernonia
novboracensis*).



Traditional hard-surface driveways contribute to non-point source pollution and flooding from stormwater runoff, while preventing groundwater recharge through infiltration. They also make it difficult to grow trees close to driveway surfaces, resulting in higher ambient temperatures, increased gasoline evaporation, and smog.

So what are the alternatives for those of us who want our driveways to be more environmentally friendly? The least expensive alternative is the old-fashioned gravel driveway, but it is far from perfect. On grades of more than about 8 percent, the gravel may tend to wash downward, making it necessary to move it back in place periodically. The gravel also tends to get into surrounding areas, and snow removal is difficult.

The alternative with which I am most familiar is **Turfstone** from Bend Industries. These pre-cast concrete pavers are 16" x 24" with 3.5"-square openings for planting grass or whatever other plants suit your fancy. When properly placed on a bed of traffic bond, Turfstone forms a stable driveway that allows easy snow removal and mowing, if necessary. They can be installed by the homeowner (my husband installed ours) if you don't mind lifting and placing the 70-pound pavers. We plan to experiment with Violets, Wild Strawberries, Silverweed, Penn Sedge, and traditional lawn grass to see what works best for us.

Grasscrete from the Bomanite Corporation is a cast-in-place, monolithic, continuously reinforced grass/concrete porous pavement system. It can readily be installed on slopes as steep as 3:1. Reusable formers and steel reinforcing mesh are positioned, concrete is placed, and after initial settling, the forms are removed. After the concrete has sufficiently hardened, the openings in the Grasscrete slab are filled with soil and planted with sod or grass seed. The holes may also be filled with crushed stone, seashells, etc. to provide drainage without having to maintain grass. According to the manufacturer, the advantage over precast pavers is that the possibility of an uneven surface from differential settling is eliminated.

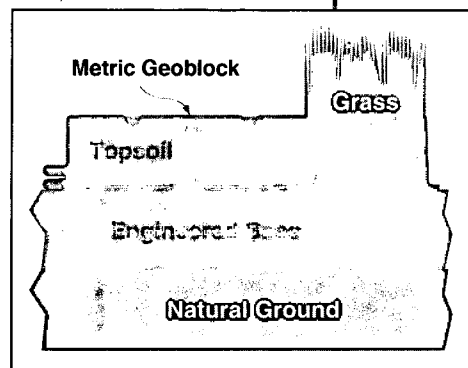
Presto Products Company makes a product called **Geoblock**. This is a series of interlocking high-strength blocks made from 50 percent minimum post-consumer recycled plastic. Each block is 1.64' x 3.28' with 87 percent open surface to allow rain to percolate into the ground. The

Right: Geoblock provides load support while protecting vegetation from compaction.

Below: GravelPave² works in a variety of settings, including wheel-

chair-accessible paths.

DRIVEWAYS



manufacturer states they are easily installed with no special fasteners, and ordinary tools can be used to cut the units. They should be placed on a base of coarse sand, clear-stone or crushed rock blended with topsoil. They are then filled with topsoil and planted with grass.


Gravelpave² and **Grasspave²** are products from Invisible Structures, Inc. Both come in large rolled mats made from plastic (Grasspave² is 100 percent post-consumer recycled plastic) which can be cut with pruning shears. Gravelpave² is installed over a sandy gravel base with the plastic rings upward and held in place using anchor pins. The plastic rings and the spaces between them are then filled with fine decorative gravel. The standard colors for the mats are cashew brown, milk chocolate, pewter grey and terra cotta, so they can be blended with gravel colors. All contain UV inhibitor to retard sun damage.

Grasspave² is placed on a mixture of clean sharp sand and gravel. The mats are rolled out, filled with sharp concrete sand, and turf is laid over the top. Seeding and hydromulching may also be used. According to the manufacturer, Grasspave² has the following environmental benefits per 100 square meters of coverage: 410 pounds of recycled plastic consumed and kept out of landfills; 6,710 gallons of rainwater kept on site for every 10 inches of rainfall; 22 adults supplied with oxygen for one year from turf; and 1.7 tons of air conditioning effect annually from turf.

I hope this brief article has shown that you can help the environment with your choice of driveway materials. Other alternatives are probably available; we just need to look for them! ♡

—Delene Hanson

For more information about the products described in this article, see the resource guide on page 18 of this issue.



"They paved paradise and put up a parking lot."

—Joni Mitchell

LOOKING BACK ON 30 YEARS OF PLANTING PRAIRIES



BY ANDY LARSON

Big and Little Bluestem, Bastard Toadflax, Stiff Gentian, Yellow Coneflower, a vetch and betony are a few of the species that carpet a high bluff along the Milwaukee River at Riveredge Nature Center east of Newburg, Wis. A stately Red Oak oversees this assemblage of plants and filters the summer's noonday sun. The oak is old.

This collection of species is a fragment of prairie or at least a refuge for species that are associated with native grassland and forest edge communities. It is a fragment that was isolated by the forests that dominated the area.

Many times I have sat in that spot trying to visualize its past. That these plant species are present indicates that this site is open to the sun. That it harbors a patch of prairie flora suggests to me that it has been open for a long time, a very long time.

This is not the only such isolated patch of prairie-associated species that I have encountered in what historically was identified as wall-to-wall—or horizon-to-horizon—maple and beech forest. I have found prairie flora on the slopes of the interlobate moraine near West Bend, on the beaches of Lake Michigan north of Port Washington and along the railway tracks in Brown Deer.

These encounters create for me an understanding of the nature of the historic vegetation of this area. It was not a uniform blanket of forest, but was rather a mosaic of plant communities in which the forest was dominant.

I cite these observations so as to justify the rationale behind a decision made years ago. From Riveredge Nature Center's beginning in the late '60s, it was always in the plans to establish prairie plantings on the old agricultural lands that were a part of the sanctuary.

Our first planting was done in the spring of 1971. The previous autumn we (volunteers and myself) had gathered some 30 species of prairie forbs and grasses from prairie remnants within a 50-mile radius of the center. These seeds were mixed with copious amounts of moist sand, bagged and stored for 2½ months in a cooler at a nearby food store.

On the planting day, with great solemnity and even greater care (it was like a sacred rite), we scattered the seed by hand and then raked it into the sand and gravel soil. (We had plowed the site the previous autumn). After raking, we rolled the site to set the seed and then rocked back on our heels and waited and waited.

Our first venture into prairie planting was on a site barely one acre in size, and we planted it with over ten pounds of grass seed and five pounds of forbs!

Within a few brief years, the error of our ways was evident—the site was dominated by Little Bluestem and Stiff Goldenrod, and it remains so to this day, 28 years later. We had planted much too much grass seed.

That's one of the hazards of undertaking such plantings—they bear testimony to your successes and failures far into the future.

This experience gave rise to the first of "Andy's Axioms" of prairie planting: IF YOU DON'T DO IT RIGHT THE FIRST TIME, TRY AGAIN.


In the years following that first effort, we continued to plant small parcels to prairie flora. Initially I was very stringent about site preparation. Each site was plowed and disked and disked and disked until every Quackgrass (*Agropyron repens*) rhizome was dead (or so we thought), every weed seed had germinated and every subsequent "weedling" had been slaughtered.

"THOU SHALT PREPARE THY PLANTING SITE WITH GREAT CARE AND PRECISION" is Andy's 2nd Axiom.

On April 28, 1979, the winds roared out of the northwest bringing a cold, pelting rain with them, hardly the kind of day most would pick to do a prairie planting, but Charlie Mayhew and I had determined that we would plant on that day.

The site was a sandy/gravel hilltop. It had been plowed and disked in anticipation of the planting. Armed with buckets of stratified seed mixed with sand, we leaned into the wind and tossed out handfuls of the mix. It blew back into our faces.

Having relearned a lesson that every boy should know,



we faced our backs to the wind and scattered the wealth of seed over the site. By the time we were done, the hilltop was covered with seed and so were we. Later, when the soil had dried slightly, the site was rolled with a lawn roller so as to be sure that the seed was in good contact with the earth.

The seed mix for this parcel contained little grass seed (less than two pounds per acre to eight pounds of forb seed). By this time I had learned that less, much less, grass seed was better.

Two years later that hill burst into color. It was a carpet of golden *Coreopsis* blooms. For several years the *Coreopsis* dominated the site, but slowly other species took hold, eclipsing the *Coreopsis*.

Now, when standing on a platform overlooking the planting, I wait for Bison to careen over the horizon and halt amongst the Little Bluestem, Coneflowers, Prairie

Clover, Butterflyweed and Pasque Flowers. The dominant species vary from year to year, reflecting the moisture conditions of the previous year.

Experiences gleaned from these first plantings gave rise to Andy's 3rd Axiom: PLANT LESS GRASS SEED THAN IS RECOMMENDED, AND IT WILL STILL BE TOO MUCH.

In 1989 Randy Powers approached me and asked if there was an area where he could cast some prairie seed. I pointed out a nearby hillside saying, "There."

Over the course of the ensuing summer we cut the trees that were scattered over the site, burned it to remove the heavy grass litter and treated it twice with herbicide (Roundup). Randy applied the first seeds in the late summer and fall of '89. In the years that followed, he continued to "top seed" the site, eventually casting the seed of 110 species of prairie plants. *(continued on next page)*

ABOUT RIVEREDGE NATURE CENTER:

Riveredge Nature Center maintains a 350-acre sanctuary located on Hawthorne Road (Hwy. Y) just north of the village of Newburg, Wis., half way between Saukville and Port Washington. RNC has an environmental education center of award-winning design. It boasts classrooms, a science laboratory, library, exhibits, gift shop and bookstore.

Visitors are always welcome to visit the center, participate in the many programs that are offered, and walk the trails that wind through the sanctuary. There is a self-guiding trail that focuses on prairie flora. It is at its best from May to September. A day-long program, "Riveredge Presents Prairies," will be offered July 20 for \$25. RNC is leading a tour of 18 virgin prairie remnants in three states from July 26 through Aug. 1.

For additional information, call (262) 375-2715 or email andy@mixcom.com.

ABOUT ANDY LARSEN:

Andy Larsen is the senior naturalist and executive director emeritus of Riveredge Nature Center. He has been at Riveredge for 31 years, during which time he has helped guide Riveredge to become one of the leading environmental education centers in the nation. Of all his achievements, the painting of the Riveredge landscape with prairie flora is one of which he is most proud.

ABOUT THE BOOK BEGIN WITH A SEED:

Andy collaborated with Al Heon and other Riveredge Habitat Healers in compiling the book *Begin With A Seed: A Guide to Growing Wisconsin Prairie Plants* (edited by Judy Morang Lasca and Janet Beimborn, design and artwork by Carolyn Kenney).

This resource provides in-depth information on how to propagate over 400 prairie-related species. The book presents details related to each species: color, height, germination treatment, moisture/sun/soil requirements, and times of flowering and collecting seed. *BWAS* is not an illustrated field guide, but rather is designed as a reference for propagating prairie plants. Special sections list plants for specific purposes: attracting birds/hummingbirds/butterflies, clay-tolerant species, shade-tolerant species, threatened and endangered

species, and those reportedly not on the menu of deer. Also included is a list of mail-order plant and seed sources and a bibliography of references.

Of interest to the computer user, "The Software Companion" provides spreadsheet and database files of information from the book. The information can be sorted or filtered to create customized lists for any of 26 categories. Users can also enter data to include information about their own planting experiences. (See page 90 of this issue for ordering details.)

NATIVE PLANTS MENTIONED IN THIS ARTICLE

Bastard Toadflax	<i>Comandra richardsiana</i>
Betony	<i>Pedicularis canadensis</i>
Big Bluestem	<i>Andropogon gerardii</i>
Butterfly Weed	<i>Asclepias tuberosa</i>
Coreopsis	<i>Coreopsis lanceolata</i>
Grand Penstemon	<i>Penstemon grandiflorus</i>
Gray Grama Grass	<i>Bouteloua hirsuta</i>
Kitten Tail	<i>Wulfenia bullii</i>
Little Bluestem	<i>Andropogon scoparius</i>
Pasqueflower	<i>Anemone patens</i>
Prairie Clover	<i>Petalostemum spp</i>
Stiff Gentian	<i>Gentiana quinquefolia</i>
Stiff Goldenrod	<i>Solidago rigida</i>
Vetch	<i>Vicia spp</i>
Yellow Coneflower	<i>Ratibida pinnata</i>

At last count, we have identified 98 species blooming on the "Powers' Prairie." Notable in this rich diversity of species are Kitten Tail, Grand Penstemon and Hairy Grama Grass. All these on a site that had not been plowed, nay disked nor picked at by the tooth of a harrow.

This experience gave rise to Andy's 4th Axiom: GIVEN A MODEST CHANCE, PRAIRIE GRASSES AND FORBS WILL GROW.

Fire has always been a potent tool in our arsenal of tools to "manage" our plantings. And we have burned with gusto, with defined intent, and increasingly with restraint.

Fire is inherent in my definition of prairie, but in the patchy array of parcels that make up our plantings at Riveredge I have come to see that fire needs be applied judiciously to each parcel. "Clean burns" are out, random burning is in. No longer do we burn every other year. Now a parcel may not be burned for three to five years, and then it may be burned two years in succession, or three. This avoids the chance of a regularly occurring fire becoming a selective pressure that dictates the selection of species for the site. Such randomness is at the heart of the concept of biodiversity.

Avoiding clean burns and ensuring the randomness of the burn are also at the heart of preserving the diversity of other life that inhabits the prairie. The 90-some species of spiders that inhabit a prairie must have refugia, both spatially and temporally, if they are to survive the heat of the flame. It is so with beetles, grasshoppers, and leaf-hoppers, with all that call the prairie home.

This understanding spawns Andy's 5th Axiom: DON'T BE PREDICTABLE IN YOUR MANAGEMENT OF PRAIRIE SYSTEMS. DO THE UNEXPECTED. GIVE BIODIVERSITY A CHANCE TO BLOOM.

In the course of the annual planting of prairie grasses and forbs into the old fields at Riveredge, I observed many times that the most successful plantings occurred on those sites in which the soils were the poorest. Sands and gravels favored the prairie species and inhibited the growth of weed species.

In 1995 we decided to test this observation by dividing a site into a series of paired plots. The soil of one member of a pair was left unaltered, and sawdust was applied to the soil of the other member. The sawdust was raked into the soil and then the two plots were seeded with the same amount and mix of prairie seed.

The results were as expected and yet were astonishing. The sawdust-treated plots favored the native prairie species and inhibited the noxious Sweet Clover and other



weed species. The sawdust was a nitrogen sponge, and the non-native plants did not thrive in nitrogen-paue soils. The increase in vigor of the native species was reflected in the dramatic increase of biomass in the sawdust-treated soils. Prairie plants are, by their experience, able to exploit soil nutrients better than non-native species.

This understanding fosters the 6th of Andy's Axioms: GIVEN A CHOICE, PLANT YOUR PRAIRIE SEED ON THE POOREST SOILS.

Weeds have been our constant companions to our efforts to establish the prairie flora at RNC. We have attacked them with all the tools at our disposal: fire, herbicide, shovel, and arm muscle. Russian Olive (*Eleagnus angustifolia*), Pastinaca (*Pastinaca sativa*), Sweet Clover (*Melilotus offinalis*), Canary Reed Grass (*Phalaris canariensis*), and Nodding Thistle (*Carduus nutans*) have been our targets. The Habitat Healers have pulled, by hand, tons of Sweet Clover from plantings. Armed with sharp shovels, they have hunted down the nasty Pastinaca, they have bundled the flowerheads of the Canary Reed Grass and dabbed them with herbicide, and they have painted the trunks of innumerable olives with Garlon 4. The battle continues; there is no truce. No quarter is asked, none given.

Andy's 7th Axiom follows from this experience: GIVE THE WEEDS NO QUARTER, SLAUGHTER THEM ALL, AND NEVER TURN YOUR BACK ON THEM.

From the beginning of our restoration/planting efforts at RNC we have sought to enhance our plantings by introducing full-grown plants into our plantings. This is a costly venture if the plants are purchased from a producer. To overcome this barrier, we began to grow our own transplants in 1997.

Al Heon, a retired attorney with a green thumb, led the way in our production of transplants. We now have a large nursery from which we annually gather more than 600 transplants. These are mostly species absent in our plantings because of a lack of seed or which are particularly difficult to grow. Transplants are placed in their prairie homes in the spring and often bloom that same summer.

This experience gave birth to Andy's 8th Axiom: TO OVERCOME THE COST OF PRAIRIE TRANSPLANTS—GROW YOUR OWN.

This last winter we planted our largest acreage in our 30-year affair with prairies. It is a seven-acre site from which we had removed (and are still removing) an abundance of brush and trees. The site had been sprayed with Roundup three times the previous summer and will be sprayed again with Vantage (a monocot-selective herbi-

cide) to remove the cool season, non-native grasses that still survive.

We planted this site in late February 2000. Only four pounds of grass seed were put down on the seven-acre site (compare this to our first planting.) But 20+ pounds of forb seed were scattered. We applied the seed like an artist coloring a paint-by-number illustration. Planters were provided seed of a species. They mixed the seed with sand and then cast the seed on the ground at sites marked with flags. I anticipate that in coming years billows of blooms will carpet a hillside which not so many years ago provided meager pasturage for cattle.

The sum of these restorative efforts over the past 30 years is that where once there was just a tiny patch of prairie flora there are now 35 acres of rolling glacial land garbed in the native flora of the Wisconsin prairies. Butterflies, bees and children dance amongst the summer's bloom. Life revels.

Creating this landscape is as close as I will ever come to being an artist, and with the help of many, I now can say I am one. Which gives rise to Andy's 9th Axiom:

**FOSTERING THE PRAIRIE LANDSCAPE
IS AT ONCE BOTH ART AND SCIENCE. IT IS AN
ENDLESS CHALLENGE WITH INFINITE REWARDS.**

~•~

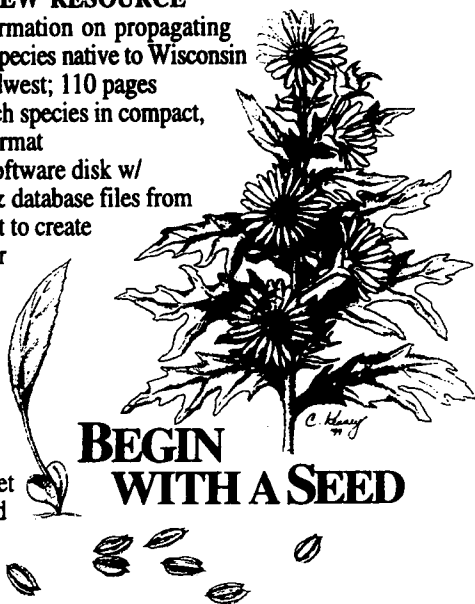
BEGIN WITH A SEED

The Riveredge Guide to Growing Wisconsin Prairie Plants

A UNIQUE NEW RESOURCE

- * In-depth information on propagating 400+ prairie species native to Wisconsin & Upper Midwest; 110 pages
- * Details for each species in compact, easy-to-use format
- * Companion software disk w/ spreadsheet & database files from book; can sort to create custom lists, or add own data

\$19.95/book
\$29.95/ set
(book & disk)
plus shipping
& handling of
\$2.75/book or set
WI residents add
5.6% sales tax



**BEGIN
WITH A SEED**

Available from:

Riveredge Nature Center
P.O. Box 26, Newburg, WI 53060-0026
Tel: 262-675-6888(local) 262-375-2715(metro)
Fax: 262-375-2714

Shooting stars

RANDY R. POWERS

As a college student diving for aquatic plants or walking over two thousand miles of railroad rights-of-way, Randy Powers became increasingly familiar with Wisconsin's wild flora and increasingly aware of the threatened status of some species. Earning a double masters degree in botany and zoology, he perfected techniques of electron microscopy in studying Golden-Brown Algae as indicators of water quality. He taught for five years as a professor at the college level, all the while raising wild plants as a hobby and developing lectures and workshops on such topics as "Ethnobotany" and "Prairie Plant Propagation." Later he sold and serviced powerful optical, documentation and image analysis equipment in the biomedical and industrial fields.

Since 1979, Randy has been affiliated with Riveredge Nature Center, working with G. Andrew Larsen to develop prairie planting and management models for the Midwest. The "Andy and Randy Show" has taken interested Riveredge members to visit many prairie ecosystems around the country. This year, the tour "In Search of a Sense of Prairie" goes to Tulsa, Okla., to visit 18 virgin remnants in Oklahoma, Kansas, Missouri and Arkansas. These tours have added to the local knowledge of prairie dynamics and management and shown without question that the examples of native plantings at Riveredge are among the best in the Midwest.

In dual lectures after the trips, Randy and Andy have shared questions, ideas and differences of opinion, in a point-counterpoint format which often generates new information. (Prairie practitioners may take different routes to success.) As colleagues, Randy and Andy freely share their research on seeds, seed storage, germination, and plant propagation techniques. Much of the work has been done at the nature center, with the data being collected and documented by the Riveredge Habitat Healers. This collaboration between a nature center and Randy's native restoration company has been mutually beneficial. It has worked because everyone involved shares a desire to safeguard our native plant heritage.

Randy's company, Prairie Future Seed, provides locally native seeds and container plants, plus installation, management and consulting services. (He was among the very first to package truly native genotype seeds for retail sale in the Midwest!) In over 60 garden and nature centers in Wisconsin and Illinois, PFSCo. seed packet stands, with planting advice, provide an education in native plants for any interested gardener. Each species is illustrated by a photograph from Randy's collection. The mail-order catalog offers additional information of use to native plant enthusiasts. (For a catalog, send \$3 to P.O. Box 644, Menomonee Falls, WI 53052-0644.) ~•~ —Wendy Walcott

Celebrating Our Native Landscape: Bringing It All Home

Saturday, August 12, 2000
Ann Arbor, Michigan

The enthusiasm and perspective of the Wild Ones organization and the expertise and experience of the Nichols Arboretum staff have united to create a conference with a wealth of ideas and information. Don't miss this exciting event! Spend the day with a community of grass-roots environmentalists like yourself. Join with us as we learn and discuss ideas about ecology and sustainability in our own backyards.

Registration and morning session will take place at the University of Michigan's School of Public Health II. Afternoon sessions will be held at both the School of Public Health II and the Nichols Arboretum.

Nestled in the rolling glacial hills adjacent to the University of Michigan's Central Campus and stretching along the Huron River, Nichols Arboretum features diverse plant collections and natural ecosystems for teaching, research, and personal enjoyment. Established in 1906, Nichols Arboretum was designed by the noted landscape architect Ossian C. Simonds, a pioneer of the prairie style of landscape design. The Arboretum contains the James D. Reader, Jr.

Center and is dedicated to sustaining and enhancing biological diversity in an urban context. Learn more about the Arboretum by visiting their website:

www.umich.edu/~wwwarb/

MORNING PROGRAM

U of M School of Public Health

- 7:15-9 a.m. CONFERENCE REGISTRATION, REFRESHMENTS
- 7:45-8:45 a.m. WILD ONES BUSINESS MEETING (public is welcome)
- 9-9:10 a.m. WELCOME AND INTRODUCTIONS
- 9:10-10 a.m. **Bringing Nature to Our Back Door—One Yard at A Time**
Craig Tufts is honorary director of Wild Ones, chief naturalist for the National Wildlife Federation (NWF), and author of *The Backyard Naturalist* and *The NWF's Guide to Gardening for Wildlife*
- 10:10-11 a.m. **Placing Nature in Your Neighborhood**
Joan Nassauer is professor of Landscape Architecture at the University of Michigan and author of *Placing Nature: Culture and Landscape Ecology*
- 11:10 a.m.-noon **An Ecological Framework for Your Garden**
Bob Grese is director of Nichols Arboretum, professor of Landscape Architecture at the University of Michigan and author of *Jens Jensen: Maker of Natural Parks and Gardens*
- Noon-1:30 p.m. LUNCH, VENDOR EXHIBITION AND NETWORKING

KIDS' PROGRAM

Reader Center

- 7:15-9 a.m. REGISTRATION AT SCHOOL OF PUBLIC HEALTH
- 9 a.m.-noon PROGRAM AT READER CENTER

AFTERNOON PROGRAM

U of M School of Public Health II & Nichols Arboretum

A variety of indoor and outdoor sessions will be available between 1:30 and 4:30 p.m. Attendees will register for afternoon sessions the day of the conference. To help ensure the enjoyment of all, some sessions may have space limitations. Among your choices will be:

Transitioning Your Garden—How to Introduce Natives

Janet Macunovich is director of the Michigan School of Gardening and author of *Detroit News* garden column "Growing Concerns"

Native Grasses and Sedges—Unsung Heroes of a Natural Landscape

Tony Reznicek is curator, University of Michigan Herbarium

Balancing Growth and Preservation: One Township's Creative Solution

Nancy Strole is Springfield Township clerk, Oakland County, Mich.

Native Wildflower Propagation

Suzan Campbell is senior naturalist, Belle Isle Nature Center, Detroit

FIELD SESSIONS AT NICHOLS ARBORETUM:

- Assessing your Landscape: What to Look For
- Identifying Prairie Flora
- Identifying and Managing Invasive Exotic Plants
- Woodland Groundcover

Ann Arbor is located in southeast Michigan, 35 miles west of Detroit. Conference registrants will receive a confirmation notice with maps and parking information.

VENDOR SALES

We will have native plants and books for sale. *Please remember to bring your checkbook as some of our vendors don't take MC/Visa.*

OVERNIGHT ACCOMMODATIONS

Rooms are being held through Aug. 11 at two locations for those who will need accommodations in Ann Arbor.

Oxford Conference Center rates range from \$51 to \$85 for the nights of Aug. 11 and 12. To reserve a room, call the Center at (734)764-5297.

Campus Inn has rooms for Fri., Aug. 11 only. Call (800) 666-8693 to reserve yours.

To learn more about Ann Arbor, contact their **Convention & Visitors Bureau** at (800) 888-9487 or www.annarbor.org.

NEED MORE INFORMATION?

Call Conference Co-chair **Maryann Whitman**, (248) 601-2553.

Learn more on the web at: www.for-wild.org

Email us: wildones-conference@ic.net

REGISTRATION INFORMATION

- **Pre-Registration Deadline: 8/1/00**

Registration after 8/1/00 is \$50 (space permitting and lunch not guaranteed).

- **Member Discounts**

Discounts apply to Friends of the Nichols Arboretum and Wild Ones members (indicate your chapter name on registration form).

- **Box Lunch**

Lunch provided for pre-registered attendees. Be sure to indicate whether a vegetarian lunch is required.

- **BBQ Dinner with Lorrie Otto**

Requires separate registration.

- **Kids' Program at the Reader Center**

A special program for children ages 6 to 12 who attend with their parents will be provided during the morning conference hours—9 a.m. to noon. To participate in the program, children must be registered at the U of M School of Public Health II before 9 a.m. the day of the conference.

- **Natural Landscapes Tour Guide**

All conference attendees will receive a tour guide that will highlight native plant landscapes large and small, in residential, commercial and natural settings.

- **Friday Evening Open House**

If you'll be in Ann Arbor Friday evening, plan to join us between 7 and 9 p.m. for complimentary light refreshments at the University of Michigan, Oxford Conference Center.

PLEASE COMPLETE A
SEPARATE FORM FOR EACH
PERSON REGISTERING

(You may photocopy this form)

Mail form(s) with a check
(payable to Wild Ones) to:

NICHOLS ARBORETUM/WILD ONES
1610 WASHINGTON HEIGHTS
ANN ARBOR, MI 48104-1700

NAME

STREET ADDRESS

CITY

STATE, ZIP

PHONE NUMBER W/ AREA CODE

EMAIL OR FAX

Pre-Conference Registration

(Postmarked on or before 8/1/2000)

Members—\$35 = \$

WILD ONES CHAPTER AFFILIATION

Non-members—\$40 = \$

Registration After 8/1/00

\$50 = \$

(Lunch not guaranteed)

Morning Program for Kids

Ages 6-12. List children's ages:

Box Lunch

Vegetarian Meal? ☐ Yes ☐ No

Friday Evening Open House

Plan to attend? ☐ Yes ☐ No

BBQ Dinner w/ Lorrie Otto

Immediately Following Conference

\$10 per person = \$

TOTAL ENCLOSED = \$



Seedlings

Do you want to start a Wild Ones chapter? Let us post a notice for others to join you. The folks listed here are looking for others to form a nucleus around which a chapter can grow. If you are interested in starting a chapter, request a "Chapter Start-up Kit" from Executive Director Donna VanBuecken. To add your name to our list, send your contact information to Editor Joy Buslaff. See page 13 for their respective addresses.

Chapter wanna-be's looking for members:

ILLINOIS: Linda Stelle, 269 Stonegate Rd., Cary, IL 60013; (847) 639-4940; sirocco@prodigy.net.

INDIANA: Mary H. Kraft, 5360 E. 161st St.; Noblesville, IN 46060; (317) 773-5361; mkraft@ind.cioe.com.

KANSAS: Michael Almon, Lawrence, Kan., (785) 832-1300.

MINNESOTA: Carol Andrews, Duluth, (218) 730-9954. Bill Steele, 21950 County Rd. 445, Bovey, MN 55709; (218) 247-0245; scl@uslink.net.

MISSOURI: Lesa Beamer, Dept. of Biochemistry, University of Missouri, Columbia, MO 65211; (573) 499-3749; beamerl@missouri.edu.

NEW YORK: Bridget Watts, Nature Study Guild Publishers, P.O. Box 10489, Rochester, NY 14610; (716) 482-6090; nature-books@worldnet.att.net.

NORTH CAROLINA: Jane Cornelius, 5429 Millrace Trail, Raleigh, NC 27606-9226; (919) 851-4644; janecornelius@

prodigy.net. **Judith West**, 339 Gregg St., Archdale, NC 27263-3303; (336) 431-9322; westskau@juno.com.

OHIO: Kris Johnson, P.O. Box 355, (near Toledo) Williston, OH 43468; (419) 836-7637; KRIS_JOHNSON@ecunet.org.

SOUTH DAKOTA: Peggy Lappe, Box 91, Harrold, SD 57536; (605) 875-3214.

WISCONSIN: Sarah Boles, HC73 Box 631, Cable, WI 54821; (715) 794-2548; flora@hotmail.com. **Carla Freeman, Root River Area Chapter**, (414) 382-6415; carla.freeman@alverno.edu. **Nancy Miller**, 422 W. Elm, Lancaster, WI 53813; (608) 723-6487.

These chapters need members to give them momentum:

ILLINOIS: Natural Habitat Chapter, Malia Arnett, 41 S. LaGrange Rd, LaGrange, IL 60525; (708) 354-3200.

MICHIGAN: Calhoun County Chapter—Marilyn Case, Calhoun County, (616) 781-8470; mcase15300@aol.com. **Detroit Metro Chapter**—Carol Wheeler, (248) 547-7898, wheecarol@aol.com. **Kalamazoo Chapter**—Thomas Small (616) 381-4946. **Southwest Michigan Chapter**—Sue Stowell, (616) 468-7031.

NEW YORK: New York/Long Island Chapter—Robert Saffer, (718) 768-5488.

OKLAHOMA: Central Oklahoma Chapter—Michelle Raggé, (405) 466-3930.

Announcing the NEW....



SUPPORTING SPONSOR
BIRDERS' WORLD
SUPPORTING SPONSOR



featuring a
BACKYARD WILDLIFE
HABITAT
DEMONSTRATION SITE
presented by the
NATIONAL WILDLIFE
FEDERATION
with the assistance of
local nurseries
and landscapers

Wild Bird & Backyard Habitat EXPO

To have birds
and other wildlife,
you must first have
habitat!

October 13-14-15

**WAUKESHA COUNTY
EXPO CENTER
Waukesha, Wisconsin**

EXIT
294
HWY
"J"
South

HOURS:

Friday Noon to 9pm
Saturday 9am - 9pm
Sunday 9am - 5pm

TICKETS:

Adult (16+yrs.) \$6.00
Youth (6-15 yrs.) \$3.00
5 and under FREE

*Learn how, what, where and when to plant...
and what else you can do to develop the
best habitat!*

- * Ponds & Aquatics
- * Trees & Shrubs
- * Prairie Flowers & Other Prairie Plants
- * Plants that attract specific species (hummingbirds, bluebirds, etc.)
- * Coping with problem wildlife
- * Butterflies / Bats / Frogs & Turtles

SEMINARS by these experts:

- * Craig Tufts, Director, Backyard Wildlife Habitat Program, National Wildlife Federation
- * Greg Butcher, Editor, BIRDER'S WORLD
- * Dan Panetti
- * Bill Volkert
- * Randy Powers
- * Scott Craven
- * Plus: Photography, optics & more

Get the answers to your questions HERE!

**Details - 1-800-324-3337
CALL TODAY! 1-262-242-3990**

Produced by: TARGET COMMUNICATIONS, 7626 W. Donges Bay Rd., Mequon, WI 53097

Wild Ones—Natural Landscapers, Ltd. is a non-profit organization with a mission to educate and share information with members and community at the 'plants-roots' level and to promote biodiversity and environmentally sound practices. We are a diverse membership interested in natural landscaping using native species in developing plant communities.

NATIONAL OFFICE:

EXECUTIVE DIRECTOR

DONNA VANBUECKEN
P.O. BOX 1274
APPLETON, WI 54912-1274
(877) FYI-WILD (394-9453)
(920) 730-3986
Fax: (920) 730-8654
Email: WOnesource@aol.com

PRESIDENT

BRET RAPPAPORT • (312) 845-5116

VICE PRESIDENT

MANDY PLOCH • (262) 242-2723

SECRETARY

JOE POWELKA • (608) 837-6308

TREASURER

KLAUS WISOL • (847) 548-1649

SEEDS FOR EDUCATION DIRECTOR

NANCY ATEN • (262) 242-3830

WEB SITE COORDINATOR

MARK CHARLES • (734) 997-8909

GRANT WRITER

CAROL TENNESSEN

LIBRARIAN

MARIE SPORS-MURPHY • (262) 677-4950

BOARD MEMBERS AT LARGE

PATRICIA ARMSTRONG, ILLINOIS
PATRICIA BRUST, WISCONSIN
MARK FEIDER, WISCONSIN
LORRIE OTTO, WISCONSIN
WAYNE PETERSEN, IOWA
DONALD VORPAHL, WISCONSIN
LYNN WHITE, WISCONSIN
ROCHELLE WHITEMAN, WISCONSIN
KIT WOESSNER, WISCONSIN

HONORARY DIRECTORS

DARREL MORRISON
FASLA, GEORGIA
SARA STEIN
AUTHOR, NEW YORK
CRAIG TUFTS
NATIONAL WILDLIFE FEDERATION,
WASHINGTON, D.C.
ANDY & SALLY WASOWSKI
AUTHORS, NEW MEXICO

WILD ONES JOURNAL is published bimonthly by Wild Ones-Natural Landscapers, Ltd. Views expressed are the opinions of the individual authors. Manuscripts and illustrations are welcome; contact editor. **ADVERTISERS:** Contact national office for rates and schedule.

13

EDITOR

JOY BUSLAFF
Publishers Studio
S89 W22630 Milwaukee Ave.
Big Bend, WI 53103-9539
Voice/Fax: (262) 662-4600
Email: pubstu@earthlink.net

Meet us on-line at www.for-wild.org

Chapters, please send your chapter newsletters or events notices to:

Calendar Coordinator Mary Paquette
N2026 Cedar Rd., Adell, WI 53001
(920) 994-2505 • paquetjm@excepc.com

The meeting place

You are encouraged to participate in all Wild Ones activities—even when you travel. To learn the details of upcoming events, consult your local chapter newsletter or call the respective contacts listed for each chapter. Customary meeting information is given here, but you should always confirm dates and locations with chapter contacts.

ILLINOIS

GREATER DUPAGE CHAPTER

MESSAGE CENTER..... (630) 415-IDIG
PAT CLANCY..... (630) 964-0448

Clancypj2@aol.com

Chapter usually meets the third Thursday of the

month at 7 p.m. at the College of DuPage, unless otherwise noted.

Summer—Members' yard tours; dates and times TBA.


LAKE-TO-PRAIRIE CHAPTER

KARIN WISOL..... (847) 548-1650

Meetings are usually held on the second Monday of the month at 7:15 p.m. in the Byron Colby Community Barn at Prairie Crossing, Grayslake (Rt. 45, about 1/2 mile south of Ill. 120).

July & August—No regularly scheduled programs in summer. See chapter newsletter for field trip announcements.


Wild Ones recommends that you patronize businesses that support our land ethic regarding species provenance and habitat preservation. The appearance of advertising in *Wild Ones Journal* does not constitute an endorsement by Wild Ones of any organization or product.



Prairie Seed Source

P.O. Box 83, NORTH LAKE
WISCONSIN 53064-0083

*Over 170 species from
southeastern
Wisconsin
prairies*




**PLEASE
SEND
\$1 FOR
SEED
CATALOG**

**Bob Ahrenhoerster,
Prairie Restoration
Specialist**

VISIT OUR WEB SITE AT <http://www.Ameritech.net/users/rasillon/Seed.html>


ENDERS Greenhouse

Anne Meyer, Owner
**104 Enders Drive
Cherry Valley, IL 61016
(815) 332-5255
Rockford Area**



**Send for native plant list
300 species of
Native Plants**

Foxwood gardens



CALENDULA
CHAMOMILE
GOATS 'N OATS
BERGAMOT
BLAZING STAR
PRAIRIE GRASS
BLUE POPPYSEED
HIGH COUNTRY
HIP HIP ROSEA
SPA LA LA

NEW: BOTANY BALM

Practicing the Simple and Elegant Art of Fine Soapmaking with Fragrant Botanicals and Pure Goat Milk.

Silky and aromatic, lovingly crafted and individually wrapped. We have all your favorite Garden Scrubs, pure Moisturizing Complexion Cakes and Body Bars.

www.foxwoodgardens.com

Call (847) 223-7072

EMAIL soap@foxwoodgardens.com

NATURAL AROMASPHERE



32494 FOREST DRIVE • GRAYSLAKE, ILLINOIS 60030

NORTH PARK CHAPTER

BOB PORTER (312) 744-5472

Meetings are usually held the second Thursday of the month at 7 p.m. at the North Park Nature Center, 5801 N. Pulaski, Chicago, unless otherwise indicated. Call Bob Porter for more information.

July 8 (Saturday)—9:15 a.m. Tour of North Gate Prairie Garden and Dragonfly Marsh at Brookfield Zoo. Meet at North gate 1/2 mile west of 1st Ave. on 31st St. in Brookfield.

August 26 (Saturday)—1-3 p.m. Visit Mary Wagner and Mark Klein's yard and Marie Wojciechowski's yard.

ROCK RIVER VALLEY CHAPTER

SHEILA STENGER (815) 624-6076

Meetings are usually held the third Thursday of the month at 7 p.m., Jarrett Prairie Center, Byron Forest Preserve, 7993 N. River Road, Byron, unless otherwise noted. Call (815) 234-8535 for information. Public is welcome.

July 29—Native Landscape Bus Tour. Details to be announced.

August 17—Native Woody Plants in the Landscape; presentation by Connor Shaw.

IOWA

WILD ROSE CHAPTER

CHRISTINE TALIGA (319) 339-9121

Meetings are held the second Monday of every month, First Presbyterian Church, Iowa City, unless otherwise noted.

July 15 (Saturday)—Tour of area Native Landscaping Nursery. Carpool from the Coralville City Hall parking lot at 9:00 a.m.

August 14—Wildscaped Yard Tour at Wayne and Linda Petersen's, 907 N. Gilbert St., Iowa City, at 6:30 p.m. Please park on Brown St. near the Gilbert St. intersection.

KENTUCKY

FRANKFORT CHAPTER

KATIE CLARK (502) 226-4766
herbs@kih.net

Meetings are usually held on the second Monday of the month at 7 p.m. at the Salato Wildlife Education Center Greenhouse (#1 Game Farm Rd, off US 60 W (Louisville Rd.), Frankfort, unless otherwise noted.

LOUISVILLE CHAPTER

PORTIA BROWN (502) 454-4007
light@entrek.net

Meetings are usually held the fourth Tuesday of the month at 7 p.m. at the Louisville Nature Center, 3745 Illinois Avenue, unless otherwise noted.

July 25—6:30 p.m. Presentation by Karen Bess Smith, Landscape Designer, on "Basic Design Principles for the Urban Landscape."

August 26 (Saturday)—Joyce Bender of the KY State Nature Preserves Commission will conduct a return field trip to the KSNP sites of Logan County to see the warm season grasses in the Nashville Basin region. Call or email for details.

MICHIGAN

ANN ARBOR CHAPTER

TRISH BECKJORD (734) 669-2713
DAVE MINDELL (734) 665-7168

plantwise@aol.com

BOB GRESE (734) 763-0645
bgrese@umich.edu

Meetings are usually held the second Wednesday of the month. For meeting information see www.for-wild.org/annarbor/meetings.html or contact above.

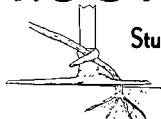
DETROIT METRO CHAPTER

CAROL WHEELER (248) 547-7898
WHEELCAROL@AOL.COM



REMOVE INVASIVE, NON-NATIVE TREES BY THE ROOT WITH THE

ROOT TALON™



**Sturdy 36" fiberglass handle
Solid metal head**

To order, send check or money order for \$52.25 (\$47 plus \$5.25 shipping) to:

LAMPE DESIGN, LLC
262 South Griggs Street
St. Paul, MN 55105
(651) 699-4963

Minn.
residents
add 6.5%
sales tax

Visit our website: www.buckthorn.com



Native Plants

**Great selection, including
Wood Lilies, Yellow Star Grass,
and Grass Pink Orchids**

Local genotype

Competitive prices


Potted plants ready to go

**Come and see us at the
Dane County Farmers' Market
in Madison**

No mail order sales!

**Farm visits by appointment only,
please.**

**S5920 Lehman Road
Baraboo WI 53913
608-356-0179**



**Intensive ten-month
Master of Arts Program**

trains students in ecological site design
and land planning, applied to residential
and community-scale projects. Small yet
diverse classes, unique rural setting,
accredited by NEASC.

By designing real projects for clients, Conway students learn important design skills including practical problem solving, communication of design solutions and ecological advocacy.

Attend our informational sessions to learn
about our program leading to
a Master of Arts degree

**SATURDAY, DECEMBER 2, 2000
SATURDAY, FEBRUARY 17, 2001**

**Call, write or check our web site
for further information about CSLD**

**www.csld.edu
413-369-4044**

Meetings are usually held the fourth Monday of each month at Madison Heights Nature Center at Friendship Woods unless otherwise noted.

July—"Native Plant Identification and Companion Plants" presented by Mary Ann Whitman of the Oakland Chapter.

August—Time and date to be announced. Tour Ojibway Tallgrass Prairie with Suzan Campbell, senior naturalist of the Belle Isle Nature Center.

FLINT CHAPTER

VIRGINIA CHATFIELD (810)655-6580
ginger9960@aol.com

Meeting are usually held on the second Thursday of each month at the Grand Blanc Heritage Museum, 203 Grand Blanc Rd., Grand Blanc, unless otherwise noted. Business meetings begin at 6:15 p.m. and scheduled programs begin at 7 p.m.

July (Date TBA)—A special storytelling event presented by Doug Elliott, botanist, herbologist, possomologist, and storyteller. The program will focus on Michigan plants, their history, lore, and uses.

KALAMAZOO CHAPTER

THOMAS SMALL (616) 381-4946

Meetings are held on the third Wednesday of the month, 7:30 p.m. unless otherwise noted. Location varies.

July 26—5:30 p.m. at Bishop's Bog and West Lake. Tour of wetlands; brown bag dinner.

August 16—5:00 p.m. for a tour of Nature's Acres at Jim and Lois Richmond's. Brown bag dinner.

OAKLAND COUNTY CHAPTER

MARYANN WHITMAN (248) 652-4004
maryannwhitman@home.com

Meetings are usually held the first Wednesday of the month at Old Oakland Township Hall, Rochester, at 7 p.m.

SOUTHWEST MICHIGAN CHAPTER

SUE STOWELL (616) 468-7031

Meetings are held the third Wednesday of the month at 7:30 p.m., Sarett Nature Center, unless otherwise noted.

July 19—Tour of Warren Dunes native plant habitat. Details to follow.

August 16—Tour of Fernwood's Tallgrass Prairie. Details to follow.

MINNESOTA

OTTER TAIL CHAPTER

KAREN TERRY (218) 736-5520
terry714@ptel.com

Meetings are held the fourth Monday of the month, 7 p.m., at the Prairie Wetlands Learning Center, Fergus Falls.

July & August—Meetings will involve members working on creating a butterfly garden with native plants at the Learning Center. All are welcome! Contact above for details.

ST. CLOUD CHAPTER

GREG SHIRLEY (320) 259-0825
shirley@cloudnet.com

Meetings are usually held the third Tuesday of the month at the Heritage Nature Center, 6:30 p.m.

July—Members' "Help-Me Day." Contact above for details.

August—Yard Tour. Contact above.

MISSOURI

ST. LOUIS CHAPTER

SCOTT WOODBURY (636) 451-0850
swoodbury@ridgway.mobot.org

Meetings are usually held the first Wednesday of the month at 6:30 p.m.; public is welcome.

July 5—Meet at Pam Goda's, 342 Hampshire Court,

Quality Native Seed from Southeastern Wisconsin

Custom seed mixes available
for your prairie landscape.

—CONSULTING SERVICES—

Experienced with residential,
school and commercial plantings.



KETTLE MORaine

NATURAL LANDSCAPING

Connie Ramthun

W996 Birchwood Drive
Campbellsport, WI 53010

(920) 533-8939



25 Years Native
Restoration
Experience...
In Prairies,
Wetlands,
and Woodlands

Catalog of Available
Plant Materials \$5.00

9738 OVERLAND ROAD
Mt. HOREB, WI 53572-2832
608/437-5245
FAX 608/437-8982
crmeco@chorus.net

EVERYTHING FOR BEAUTIFUL PONDS AND STUNNING AQUASCAPES



POND AND BOG LINERS
20-YEAR WARRANTY
NATIVE WATERLILIES,
MARGINALS AND BOG PLANTS

WINDY OAKS AQUATICS

W377 S10677 Betts Road
Eagle, WI 53119
Phone * Fax
(262) 594-3033

Retail Catalog \$1.00

Susan B. Murray, ASLA
Landscape Architect

Landscape Design
with Native plants

Management & Phasing plans
small and large properties

Experienced practitioner
Walks, Drives, Walls
Decks, Patios, Rustic structures
Water issues

Portfolio, references available
upon request

Madison, Wisconsin
(608) 255-9006

**Biohabitats, Inc., announces
the opening of the Ohio
River Bioregion office
in Louisville, Kentucky**

Biohabitats, a nationally recognized leader in ecological restoration, has built a practice that is widely recognized throughout the United States for its innovative work in stream restoration ecology, ecological planning and design, and habitat preservation and enhancement. Led by Keith Bowers, the firm's interdisciplinary team of ecologists, geomorphologists, biologists, natural resource planners, engineers and landscape architects deliver an ecological design approach based on sound scientific underpinning, applied ecology and hands-on-experience.

Biohabitats has participated in numerous stream restoration, greenway planning and soil bioengineering projects throughout the Ohio River Valley. R. Wayne Bennett, AICP will manage the Ohio River Bioregion Office. To learn more about the company's services and project experience visit our web site www.biohabitat.com, or contact the Louisville or Maryland offices listed below.

Biohabitats, Inc.	Biohabitats, Inc.
Ohio River Bioregion	15 W. Aylesbury Road
P.O. Box 6337	Timonium, Maryland 21903
Louisville, KY 40206-0337	410-337-3659 (Voice)
502-254-9323 (Voice)	410-583-5678 (Fax)
502-244-2502 (Fax)	Keith@biohabitat.com
rwopl@aol.com (Email)	

Webster Groves, for a yard tour.

August 2—Meet at Schnuck's parking lot, Lindbergh and Clayton Roads, to carpool to Nelson Reed's for a yard tour.

NEW YORK

CHENANGO VALLEY CHAPTER

HOLLY STEGNER (315) 824-1178
Jlittle@mail.colgate.edu

For location, date, and times of meetings please contact above.

July—Lecture on Xeriscape by landscaper Holly Stegner.

August—Tour of "Enchanted Gardens," a local nursery specializing in native plants and grasses.

NEW YORK CITY METRO/LONG ISLAND CHAPTER

ROBERT SAFFER (718) 768-5488

Meetings held in the Members Room, Brooklyn Botanic Gardens, 1000 Washington Avenue, Brooklyn.

July 26 (Wednesday)—6:30 p.m.

OHIO

COLUMBUS CHAPTER

MICHAEL HALL (614) 939-9273

Meetings are usually held the second Saturday of the month (unless otherwise noted) at 10 a.m. at Innis House, Inniswood Metro Garden, 940 Hempstead Rd., Westerville.

July 8—9:00 a.m. "Prairie Yards." Visit Sue Nelson's prairie yard, 130 Longfellow, Worthington, (614) 885-2665, and the yard of Clark Levett, also in Worthington.

August 12—9:00 a.m. "Bigelow and Smith Cemetery." Tour meets at Der Dutchman Restaurant in Plain City, and return there for lunch.

OKLAHOMA

CENTRAL OKLAHOMA CHAPTER

MICHELLE RAGGÉ (405) 466-3930

Meetings are usually held on the second Wednesday of the month at 7 p.m., in the conference room, 2nd floor, Hanner Hall, Oklahoma State University.

3rd Saturday of the month—Monthly work day at the environmental center located at Hwy 33 and Coyle Rd., Payne County. For more information call above number.

WISCONSIN

FOX VALLEY AREA CHAPTER

CAROL NIENDORF (920) 233-4853

niendorf@northnet.net

DONNA VANBUECKEN (920) 730-8436

dvanbuecke@aol.com

Indoor meetings are held at 7 p.m. at either Memorial Park Arboretum, 1313 E. Witzke Blvd., Appleton, or the Evergreen Retirement Community, 1130 N. Westfield St., Oshkosh.

July 22—Midsummer prairie, woodland, and wetland yard tour; sites to be announced in the FVAC Newsletter.

August 12—Late summer prairie, woodland and wetland yard tour; sites to be announced in the FVAC Newsletter.

GREEN BAY CHAPTER

AMY WILINSKI (920) 826-7252


wilinski1@prodigy.net

Meetings are usually held on the third Wednesday of the month, at the Green Bay Botanical Garden, 2600 Larsen Rd., 7 p.m.

July—Member Yard Tour at Vastag's. Come and see both prairie and woodland plantings in the Vastag's new home. Date TBA in next Chapter newsletter.

August 5 (Saturday)—Bus trip to Prairie Nursery in

NATURAL LANDSCAPE CONTRACTOR



The true meaning of life
is to plant trees under
whose shade you
do not expect to sit.
—Nelson Henderson

- Native landscaping
- Woodland, prairie habitat restoration
- Prairie seedlings
- Wildlife food plots
- Vegetation control
- Native grasses, forbs, trees, shrubs
- Consultation



Lake Shore Contractors, Inc.

920-734-0757 □ Fax 920-830-2822 □ 4623 N. Richmond St., Appleton, Wisconsin 54915

Contact Ron Wolff for more information

Westfield for a guided tour of the nursery. Transportation cost: \$10 member, \$12 non-member (available basis only). Registration forms in next Chapter newsletter.

MADISON CHAPTER

DIANE POWELKA (608) 837-6308

Meetings will be held at Olbrich Botanical Garden unless otherwise noted. Programs start at 7 p.m. The public is welcome.

July 27 (Thursday)—Help-Me day at Margaret McEntire's, 1721 Porter Ave., Madison, and Deb Jacobi's, 4658 Pierceville Rd., Cottage Grove. Members can tour these yards and give advice for alternative planting opportunities using native plants.

August 24 (Thursday)—Presentation and Tour. Program begins at Roger Bannerman's house on Piper Dr., Madison. Roger works for the DNR in Water Resources Management; he will discuss his study of runoff from lawns, and show his rain garden. Then we will tour the prairie/wetland restoration at the University Research Park to see how native plantings are used to filter water from buildings and parking lots.

MENOMONEE RIVER AREA CHAPTER

JAN KOEL (262) 251-7175

JUDY CRANE (262) 251-2185

Indoor meetings are held at 6:30 p.m. at The Ranch Communities Services, N84 W19100 Menomonee Ave., Menomonee Falls. Contact Judy Crane for meeting information.

July 18—Tour of Gary and Jean Britton's yard to view their native plants. Carpool from the Lannon/Mequon

Rd. Park & Ride at 6:30 p.m. or go to 4458 Summit Ridge, Slinger. Call Gary at (262) 644-7417 for directions only if you cannot carpool.

August 15—Tour of Shirley and Bill Gay's naturally landscaped yard in Sussex. Carpool from The Ranch at 6:30 p.m. or meet at W241 N5972 Goldencrest Ct. Call (262) 820-0253 for directions only if you cannot carpool.

MILWAUKEE NORTH CHAPTER

MESSAGE CENTER (414) 299-9888

Meetings are usually held the second Saturday of the month at the Schlitz Audubon Center, 1111 E. Brown Deer Rd., Bayside, at 9:30 a.m.

July 8—Tour of a beautiful large native landscaped yard. Meet at the Schlitz Audubon Center at 9:30 for carpooling.

August 5—"The 22nd Annual Lorrie Otto Audubon Wild Yard Tour." Bus tour visiting 20 different native plant restorations in the Milwaukee area. Pre-registration required; \$17 for members of Schlitz Audubon and Wild Ones, \$20 for non-members. Meet at Schlitz Audubon Center. Call (414) 352-2880.

MILWAUKEE-WEHR CHAPTER

MESSAGE CENTER (414) 299-9888

Meetings are usually held the second Saturday of the month at the Wehr Nature Center, 1:30 p.m.

July 8—Tour of naturally landscaped yards. Meet at Wehr at 1:30 p.m.

August 23 (Wednesday)—6:30 p.m. at Wehr Nature Center. Walk the Wehr prairie and learn about native grasses.


*"Nature is painting for us, day after day,
pictures of infinite beauty."*

—John Ruskin, English romantic writer/painter, 1819-1900

Prairie Moon Nursery

*More than 450
species native
to the midwest*

*Prairie • Woodland
Savanna • Wetland*




Free Catalog & Cultural Guide

Rt. 3 Box 163, Winona, MN 55987
Phone 507-452-1362 Fax 507-454-5238
E-mail pmnursy@luminet.net
www.prairiemoonnursery.com

Midwest Prairies

We can get the job done!

- Site Preparation
- Prairie Seeding
- Controlled Burns
- Weed & Brush Removal
- Native Seeds & Transplants



Gary Eldred

Midwest Prairies is locally owned and operated. Licensed by the WI Dept. of Agriculture & Consumer Protection & Insured.

N1020 Vinnie Ha Ha Road, Fort Atkinson, WI 53538-8712
920-563-3165 FAX: 920-563-3181 www.midwestprairies.com

Services For The Landowner

Native Restoration

site analysis, species selection,
design, installation, maintenance


Consulting

plant and animal surveys,
wildlife habitat improvement,
site-specific management plans

Management

prescribed burns, exotic
species control, brush removal

Call or Write For A Free Brochure



2505 Richardson Street
Fitchburg, WI 53711
(608) 277-9960

Science and Stewardship

In our March/April issue, Christina Mild asked where one might find inexpensive, small envelopes to package seed. Here are some suggestions, the first from Christina herself:

- *I've noticed flat 'pyramid' drinking cups, which are dispensed on the side of water coolers, are quite cheap and need only be folded over at the top to hold seeds.*
- Maggie Harlan, member of Wild Ones and the Pennsylvania Native Plant Society: *When I wanted to enclose seeds in a wedding booklet, I went to a stamp store and bought small glassine envelopes (several sizes available). I don't remember the exact price, but it was low. You'd have to close them with tape.*
- Wooly Dimmick, Wehr Chapter: *Go to a printer and ask for the rejects from the envelope print jobs.*
- Tom Koss, Wehr Chapter: *Go to a garden center that grows its own annuals and ask the grower to save the seed packets left over from planting their potted plants.*

Okay, let's see what you can do with this question: Where can one get containers to use as rain barrels?

Yes, lots of garden catalogs sell (\$\$) rain barrels, but recycling opportunities abound, if one just knows where to look. Member Gayle Riordan suggests contacting a car wash: "Their soap comes in white, plastic four-foot tubs that make great whatever." She points out that such barrels could also be used for little water gardens, fish ponds, or to use as a compost container. If you have an idea ... or a picture of your rain barrel ... or a rain barrel-related idea to share, contact your editor (address info on page 13).

Your second challenge: Tell us about the best compliment(s) you have received about your landscape.

My favorite back-handed compliment was made by my husband's well-meaning friend: "Too bad you couldn't get a stump-grinder in here before you put in that pond so you could take out those old stumps." I had actually 'imported' those pocked stumps and consciously placed them in my landscape. Apparently they looked so at home in the setting I had created for them that they may as well have grown there naturally.

Your last assignment: Take photos and share them with us.

My daughter emailed me from her campus computer lab that her coworker was interested in natural landscaping; could I advise? I sent them to Wild Ones' website. "Mom," Mandy emailed back, "there are no pictures of natural yards on your website."

Publications and websites offer lots of plant photos, but few illustrate houses adjoining natural landscapes. Notice, too, you will almost never see people in published photos. Are we separate from nature? Our photos reinforce that concept. If our mission is to demonstrate that we do not exist separate from nature, then let's show that in photos so others will understand. —Joy Buslaff

Looking to naturalize your garden? We offer hardy, field-grown plants perfect for our Wisconsin climate. Stop in today for answers to all of your wildflower gardening questions!

Monches Farm

PRAIRIE PLANTS,
PERENNIALS & FERNS

5890 Monches Road, Colgate
414-966-2787

Open Year-'Round
Tuesdays through Fridays, 10-6
Saturdays 10-4, Sundays 12-4
CLOSED MONDAYS

1/2 mile north of Q,
3 miles west of J,
just south of Holy Hill.



LITTLE VALLEY FARM

Native Plant Nursery

Midwestern wildflowers
and grasses of woodland,
prairie, savanna & wetland

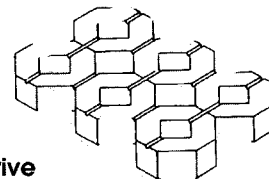
Small trees, shrubs, vines
and ferns

Featuring species that are
high in wildlife value

For a catalog please write or call

Little Valley Farm
5693 Snead Creek Road
Spring Green, WI 53588
608-935-3324

**RESOURCE GUIDE
TO ASPHALT
ALTERNATIVES
DESCRIBED
ON PAGE 5**



Bend Industries
2929 Paradise Drive
West Bend, WI 53095-8504
(800) 686-2363
(262) 338-5700
www.bendind.com

Bomanite Corporation
P.O. Box 599
Madera, CA 93639
(209) 673-2411
www.bomanite.com

Invisible Structures, Inc.
20100 E. 35th Drive
Aurora, CO 80011-8160
(800) 233-1510
(303) 373-1234
www.invisiblestructures.com

Presto Products
P.O. Box 2399
Appleton, WI 54913-2399
(800) 548-3424
(920) 738-1118
www.prestogeo.com

Wild Ones Membership

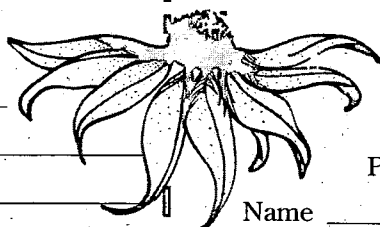
Name _____
Address _____
City _____
State/ZIP _____
E-mail address _____
Phone _____
Please check: ☐ new ☐ renewal ☐ new address
Paying for: ☐ 1 year ☐ 2 years ☐ _____ years

BASICALLY WILD ANNUAL MEMBERSHIP-\$20

WILDER DONATION!-\$30 WILDEST DONATION!!-\$50+

Amount enclosed _____
Chapter preference (chapters listed on pages 14-16)

ENTIRE MEMBERSHIP FEE IS TAX DEDUCTIBLE



Wild Ones Gift Membership

My name _____

Occasion for gift _____

Please send a gift membership to:

Name _____
Address _____
City _____
State/ZIP _____
E-mail address _____
Phone _____

Please check: ☐ new ☐ renewal ☐ new address
Paying for: ☐ 1 year ☐ 2 years ☐ _____ years

BASICALLY WILD ANNUAL MEMBERSHIP-\$20

WILDER DONATION!-\$30 WILDEST DONATION!!-\$50+

Amount enclosed _____
Chapter preference (chapters listed on pages 14-16)

ENTIRE MEMBERSHIP FEE IS TAX DEDUCTIBLE

PLEASE SEND CHECK TO:

Wild Ones®

P.O. Box 1274, Appleton, WI 54912-1274

Prairie Nursery

PO Box 306
Westfield, WI 53964



**"We wanted to do it right ...
so we called Prairie Nursery!"**

800-476-9453

Native Wildflowers & Grasses

Plants, Custom Seed Mixes, & Landscape Design

Prairies • Wetlands • Woodlands


Call for your FREE Catalog and Growing Guide

www.prairienursery.com

Helping People Help Nature Since 1972



Take a walk in our wildflowers! Free Nursery Tours 1 hour north of Madison on Interstate 39. Call for Tour Dates.



WILD ONES—NATURAL LANDSCAPERS, LTD.
P.O. BOX 1274 APPLETON, WI 54912-1274
www.for-wild.org

NON-PROFIT
ORGANIZATION
U.S. POSTAGE

PAID

APPLETON, WI
PERMIT NO. 201

ADDRESS SERVICE REQUESTED

DATED
MATERIAL




Don't get stung! If the label above is dated 8/1/00 or 9/1/00, your membership's about to expire.

YOUR TIMELY RENEWAL SAVES ON PAPER AND THE EXPENSE OF OUR SENDING OUT RENEWAL NOTICES.
USE FORM ON PREVIOUS PAGE TO RENEW. NOTIFY US IF YOU MOVE AS BULK MAIL IS NOT FORWARDED.

If you've experienced label mix-ups on recent issues, contact Donna VanBuecken at (877) 394-9453.

It Won't Work Anymore! The Milwaukee Post Office is no longer forwarding mail sent to our old address. Make sure you use only our Appleton address for your correspondence and membership renewal.



Show Us A Sign!

The Trumpet Vine in Phyllis Fitzgerald's yard in Louisville, Ky., is trained around her Wild Ones sign. Other plants in this area include Obedient Plant, Mayapple, Wild Ginger, Jacob's Ladder, Trillium and ferns.

Wild Ones aluminum yard signs proclaiming "this land is in harmony with nature" may be available from your local chapter, or you can order one by sending \$21 to: Wild Ones Yard Sign, P.O. Box 1274, Appleton, WI 54912-1274.