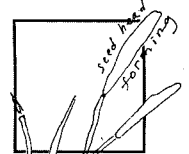
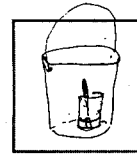




Official publication of
Wild Ones—Natural Landscapers, Ltd.
Wild Ones Journal is made possible in part by
the generous support of the Liberty Prairie Foundation



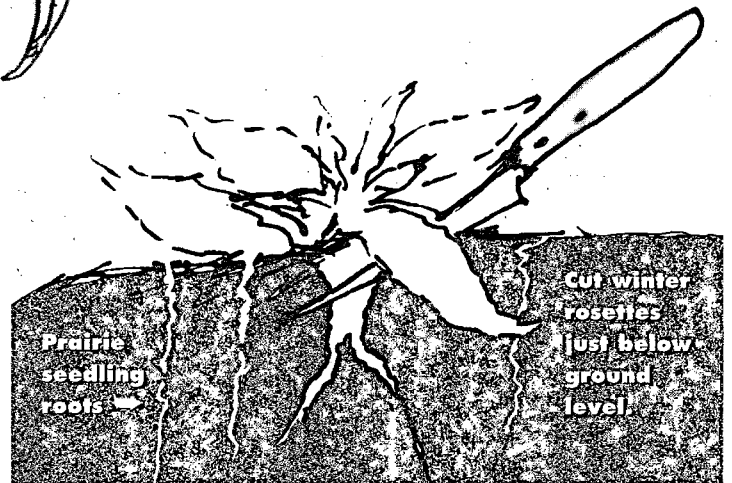
A VOICE FOR THE NATURAL LANDSCAPING MOVEMENT

MARCH/APRIL 2000 • VOLUME 13, NO. 2

Wild Ones® Journal

WEEDS: WORK, But Why Worry?

A TUTORIAL BY WENDY WALCOTT
and RANDY POWERS



Bringing in a native plant community on bare ground is like a chess game. There are certain opening moves that have predictable outcomes, but the outcomes also depend on the moves made by the opposition, which are variable and not always predictable. Every planting has a different growth pattern and different weeds. How to choose the next move, given the board that faces you? Experience helps, but here are a few general principles and some tricks of the trade.

FIRST, DO NO HARM!

In a new, young planting of natives, remember that you are trying to foster a community of tiny, new roots. Any action that disturbs the soil will harm the little roots, even as it removes the big weedy roots. So use caution. If you are really sure a plant is undesirable it's usually better to cut than to pull, especially in heavier soils.

Say you get a warm day in November or even December. With most natives browned out and dormant, or at least showing reddish leaves or

other signs of winter foliage, you can see that most Eurasian plants have very obvious, bright green winter rosettes. (They are the same weeds you've always found in your garden, if you are not a novice.) Digging or pulling them out disturbs the soil and any native seeds or tiny seedlings that might be getting started.

Instead, take a sharp knife and cut the thickest part of the root at an angle just below the soil. This will set the plant back, denying it a head start in the spring, and will

(continued on next page)

(continued from front page)

give you and your young natives two or even three months to catch up and get ahead. This technique works well with Garlic Mustard, Dame's Rocket, Shasta Daisy, Wild Carrot, Catmint, Sweet Clover, Trefoil, Stickseed, and Bull Thistle. If you didn't get to this last winter, April is also an excellent month to go after these rosettes. *But be sure.* Some of our natives do continue to photosynthesize, even under the snow! If you have any doubt, wait.

"The danger from a weed is when it goes to seed!"

KNOW YOUR PLANTS

Don't know what a winter rosette is? Can't tell a baby Prairie Dock from a baby Burdock? Don't despair. It is amazing what a little close observation and patience can teach you. A plant's leaves don't change shape across the season, so **get in the habit of looking at the base of a plant while it's in bloom or displaying its seed head** (when it's easiest to identify). Again, a single weed is a powerless individual until it goes to seed. So you have time.

In young plantings, the first weeds are annuals. They sprout and bloom in *one* year (annual). The key to management is not to let them set seed. Also, if your mix had a proper cover crop of non-invasive annuals such as Buckwheat, Flax or Rye, the weeds you don't want will be displaced from the start.


The next weed problem is usually a carpet of biennials. These are the plants that make those winter rosettes. The second year, they send up their blooming shoot and make lots of seeds. The next generation of blooms will appear, not one year, but two years later (biennially), unless you keep the seeds from falling. If you are successful, the second generation will never get a fighting chance, because in three years, the natives from your prairie mix will be taking over.

KEEP THE NEXT GENERATION OF SEEDS FROM FALLING

It doesn't have to be every seed—the goal is to give the natives the advantage when they need help. They will soon do their part, if they are the right plants for the site.

Annuals and many biennials should be cut when in bud or early bloom. Just cut the flower-heads (see illustration).

Exotic grass, chopped at three levels to prevent seed formation



SOME COMMON INVASIVE PLANTS MENTIONED IN THIS ARTICLE

Non-natives:

Burdock	<i>Arctium lappa</i>
Canary Reed Grass	<i>Phalaris arundinacea</i>
Catmint (Catnip)	<i>Nepeta cataria</i>
Daisy (Ox-eye, Shasta)	<i>Chrysanthemum leucanthemum</i> , <i>C. maximum</i>

Dame's Rocket	<i>Hesperis matronalis</i>
Garlic Mustard	<i>Alliaria petiolata</i>
Motherwort	<i>Leonurus cardiaca</i>
Stickseed	<i>Lappula squarrosa</i>
Sweet Clover (White, Yellow)	

	<i>Melilotus alba</i> , <i>M. officinalis</i>
Teasel	<i>Dipsacus sylvestris</i> , <i>D. laciniatus</i>
Thistles	<i>Sonchus</i> spp.
Trefoil (Black Medic)	<i>Medicago lupulina</i>
Wild Carrot (Queen Anne's Lace)	

Daucus carota

Native:

Canada Goldenrod	<i>Solidago canadensis</i>
------------------	----------------------------

FIRST-YEAR JITTERS

Many landowners plant prairie as an act of faith. They believe planting native flowers and grasses benefits the environment even as they watch a nearby natural remnant being converted into a gravel quarry. They believe planting grasses helps grassland birds, even if they have never seen a Bobolink. They believe insects will benefit from the wildflowers they plant, even if they can't see the insects they're helping. Yet, many landowners lose their faith during the first year of their prairie's life because weeds seem to outnumber the native plants, nothing is in bloom, and where are the butterflies and bison, anyway?

Consequently, I often receive calls from landowners who are absolutely sure their planting has failed. They wonder what went wrong, ask if they should replant, or cautiously suggest throwing in the towel and planting corn. My advice? Keep the faith.

Yes, a new planting is typically messy and frequently weedy during its first growing season. In fact, I refer to the first year as the "Oh-my-God, what have I done" stage. However, close inspection of the planting usually reveals numerous native plants, albeit very small, hiding underneath the much taller and highly visible weeds. The weeds are tall because they utilize the "Ja

If they fall with stalks attached, they may have enough nourishment to make seeds even as they lie on the ground. Cut again later, twice if necessary, using a weed whip. Cut high enough to miss prairie seedlings. Don't worry about cutting prairie pioneer biennials like Black-eyed Susan. Their blooms are expendable. It's their roots that are helping the planting get started.

WHEN TEMPTED TO PULL

In a planting that's older, with stronger native roots, or in lighter soils that don't come up in big clumps, pulling can sometimes be a very effective way to cut the population of certain common, dominating weeds. Pull only when it's easy—if it's hard, stick to cutting. Certain biennials, such as White Sweet Clover or Wild Carrot, can be very tough to pull before and during bloom time, but suddenly become very easy to pull when the blooms are spent. A problem: When they are easy to pull, they are also loaded with seed. Test for falling seeds. Pull and put into large garbage bags to carry out, or you will be wasting your labor.

Again, knowing your plant and watching for your chance is key—thistle that is cut too early must be cut again, but thistle that is cut and

carried out just before the seeds begin to fly usually will not bloom again that year. But remember, it's a chess game—these late, carry-out cuttings should be done as close to the ground as possible. Use a sharp, new bread knife with a rounded tip, and wear a heavy glove on your non-dominant hand to protect your thumb where it grasps the target plant.

*“Cut high with
a weed whip—
cut low by hand.”*

A FEW TOUGH PROBLEMS

Speaking of thistle, there are some old fields that just keep coming up with generation after generation of tough, agricultural weeds like Teasel and Burdock. And there are some woodland-edge plantings that just want to give in to dogwood, willow or Prickly Ash. Good, patient preparation can minimize these problems before the planting is introduced, but once it's in, persistence is the key. You'll find that each year the weedy populations decrease.

Colonial woody stems and tree seedlings too big to pull: Herbicide is the answer. Even after burn-

ing, the blackened stems must be painted, usually just along one side. Use recommended products, and don't overuse (to avoid kill circles around your target plants). Modern products break down upon contact with soil and will not enter the water table when used according to directions. Where trees want to invade, vigilance will always be needed. After all, you are trying to halt nature's succession, which was done by fire in pre-settlement days.

Biennial Burdock, Teasel, Canada Goldenrod, perennial thistles (not the ones with big winter rosettes): Cut when at peak of development and dab stems with undiluted glyphosate (optional). Pulling thistle will not work; the stems have a little stem bud about 10 inches underground, and a new plant grows from this bud when the main root breaks off. Know your plants: Thistles need sun and disturbed ground. As soon as the native perennials come in, thistles will be shaded out. In a few years, you'll be wondering how to encourage native prairie thistles (*Cirsium discolor*), which are so beloved by birds. These also need sun, and, being biennial, need open soil to germinate.

(continued on next page)

Dean” growth strategy—grow fast, die young, and produce lots of seeds. The prairie plants are short because they utilize the “tortoise” growth strategy—slow and steady wins the race. For most prairie plants, the majority of their first-year growth is underground as they stake out their home territory and develop the deep root system that will sustain them for the next 25, 50, or 100 years.

What should you do during this weedy, nerve-racking first year? You should relax, secure in the knowledge that what you and your prairie are experiencing is both normal and temporary. (I've thought of starting a first-year prairie jitters support group to help land-owners through this period of tall weeds and invisible prairie plants.) If you did a good job with site prepara-

tion prior to planting, you will see significantly fewer weeds and many more native plants next year.

The best gift you can give your prairie during its first year of life is periodic mowing. In fact, mowing is crucial because it reduces weed seed production and prevents shading of the tiny prairie seedlings. Spot weeding may also be useful. Be sure to accurately identify plants before you remove them and concentrate on perennial weeds, the annual weeds will mostly disappear by the second year if you prevent them from setting seeds and if you don't disturb the soil. Keep the faith. 🌱

—Michael Anderson
BioLogic Environmental Consulting, LLC
Fitchburg, Wis.

By bundling bunches of grass into tepee shapes and cutting them off,

you can treat the cut ends with a small amount of herbicide.



NON-NATIVE, SOD-FORMING GRASSES: IT'S ALL IN THE TIMING

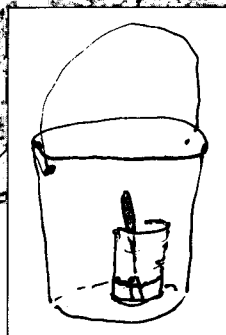
Leftover lawn or pasture grasses can threaten a newly introduced native plant community. Patches of unwanted grass can start up from dormant rhizomes even after several attempts at control. Once a planting has been started, there is one fact that allows us to do battle: Non-native grass greens up earlier in the spring and stays green later in the fall than most native species, here in the Midwest. Our company has experimented successfully with a grass-specific herbicide at these times. Not all of the exotic grass will be eliminated, but it will be set back enough to give the native grasses an advantage. If chemotherapy is not for you, Eurasian grasses can also be discouraged by burning. They must burn when at the peak of development but before setting seed.

Canary Reed and other tall grasses may be controlled with much less chemical: Bundle and bind bunches together with masking tape, cut with a sharp bread knife, and dab cut ends with chemical. When browned, whip the grass to the ground and burn or remove so that any regrowth can be spot sprayed.

DOMINATORS (GOLDENROD AND SUNFLOWERS)

Finally, there is the problem of what to do when one species, even

if native, is taking over. Again, replacement over time by companions is the goal. Removal won't work unless another species is waiting to fill that goldenrod niche. Canada Goldenrod is naturally a pioneer plant. Its roots are tough, spreading and shallow. Many sunflowers are the same. Both are good for insect life and birds, but either can take over a small yard in a couple of years. Control by pulling when the soil is damp, cutting close to ground when at peak of development, collecting seed heads before they can fall, and replacing with other goldenrods, grasses and deeper-rooted forbs. The goal is not total elimination. Thinning in successive



years will do wonders for the other species struggling for their place in the mass of roots.

"Strive for balance: check, not checkmate."

DON'T WASTE YOUR LABOR

None of these strategies will work in the long term if replacement species aren't present to join the new native community. For example, the ideal seed mix would include many species of native grasses and sedges appropriate to the environment. Diversity is the key to good health in nature, and it is the key to successful restoration of our native plants.

Remember, there's no real need to eliminate 100 percent of your weeds. Just keep the dynamics working in the right direction by sticking with these basic guidelines:

- start with diversity
- avoid disturbing the roots
- keep the weed seeds from falling
- keep after the tough guys year by year, and above all ...
- let your burgeoning native plant community do some of the work for you. ♪

Wendy is a land management consultant. Randy has been starting and managing prairies since 1978. He owns Prairie Future Seed Company, Menomonee Falls, Wis., which offers a catalog with additional landscaping advice.

AN ADVANCED TECHNIQUE

Here is a technique that works well for us as professionals, but I hesitate advising beginners to try it. Read on for your own edification ...

Carpets of clover and other creepers are bad because they keep native seeds from germinating. We have found that whipping the offender right to the mud when it is at its peak but has not bloomed (sometimes two years in a row) will discourage growth enough to let the wild stuff get a start. A nurse or cover crop should be spread immediately after this close cutting, to displace new weedy annuals. When the weeds regrow from the root, a spot of glyphosate in the center can do wonders to discourage them, without affecting the nearby seedlings. Never spray a new or young planting! Spot target weed only. Don't let any clovers go to seed. Our beautiful native legumes are very slow to establish themselves. Dig up a legume sometime and you'll see why, but don't dig clover in a young planting.

—Wendy Walcott



Bob Betz grew up in the working-class Bridgeport neighborhood of Chicago during the Great Depression of the 1930s. Since a little boy, he was fascinated by the animals and plants around him. He grew "wildflowers" in his backyard that he collected from the cracks in sidewalks and vacant lots where he played. He had no idea what these wildflowers were called. Since the adults he asked didn't know their names and the 10¢ wildflower book he bought in the dime store did not picture them, he made up his own names. He raised different kinds of flies in the spaces between the screens and windows of his back porch. He raised crayfish, frogs from tadpoles, and all kinds of fish in bowls and old washtubs. He was intrigued with the stars and the monthly changes in the moon.

BOB BETZ



Bob served in an infantry division in General Patton's Third Army on the European western front during World War II. After his discharge, he used the G.I. Bill to get three degrees at the Illinois Institute of Technology: a B.S. in biology, an M.S. in bacteriology, and a Ph.D. in biochemistry (his thesis on DNA enzyme kinetics was called "Purification and Properties of Trans-N-Deoxyribosylase").

Bob taught at Northeastern Illinois University for nearly 40 years. His classes included biogeography, biochemistry, entomology, ornithology, and plant ecology. He became versed on the world's grasslands (prairies); the milkweeds of North America, and the Algonquian words for prairie plants and animals. He wrote an introductory essay called "What is a Prairie" for Torkel Korling's *Prairie Swell and Swale*. He also authored a number of scientific articles on prairies and milkweeds for various journals and proceedings.

While teaching a college course in ornithology one summer at the Cook County Forest Preserve's Camp Sagawau, Bob went on an all-day field trip with Floyd Swink of the Morton Arboretum to the Santa Fe Prairie and was astounded at how fast Floyd called out all the Latin names for the plants. So, *this* was a real prairie and *these* were real prairie plants. Bob began questioning Floyd about where plants came from, the concept of "prairie plants," and what they meant. He caught "prairie fever" and decided to search until he found a real prairie with real wildflowers instead of weeds. He, Floyd, and Ray Schulenberg, who was also on the staff of the Morton Arboretum, became partners in the search. His friend and colleague at Northeastern Illinois University, Herb Lamp, also joined them.

Bob, with and without his new-found friends, searched the countryside looking for prairies. While examining the vegetation along the EJ&E Railroad near Plainfield, Ill., he spotted some tall Compassplants and Prairie Dock in what appeared to be an old cemetery; it was the old settler Vermont Cemetery in Will County. It was the first of the 30 prairie and 15 savanna cemeteries worthy of preservation that he and Herb would discover from the 824 cemeteries they checked over the years. Most of these cemeteries were mowed when first seen, but by crawling on their hands and knees they could spot the small "bonsai prairie plants" hiding in the lawns. He convinced many of the farmer-caretakers to cease mowing to recover the prairie. He got most of them to let him burn the cemeteries.

Bob and his friend Ray Schulenberg carried out their first prairie burn in the early 1960s at the Copenhagen Cemetery in southern Dupage County. This was probably the first controlled prairie burn in Illinois in modern times. With no experience in burning, they set the fire downwind (head-fire) which promptly went through the cemetery in record time and into the adjacent farmer's field filled with corn stubble. Eventually, Bob learned by trial and error how to burn prairies and woodlands. Now he does yearly burns of hundreds of acres of prairie and woodland being restored at Fermilab*.

The Woodsworth Prairie (Peacock Prairie) in Glenview was the first of a dozen or more prairie remnants that Bob helped to save. He was also instrumental in the preservation of the relatively large Gensburg-Markham Prairie, which is now a National Natural Landmark.

Bob has always had an insatiable enthusiasm and big ideas. In 1972 he approached the director of the newly built Fermilab and convinced him to plant prairie on the grounds. Thus began one of the largest prairie restorations ever attempted. In 1993, Bob retired from teaching, but continues as a research associate of the Morton Arboretum and Field Museum, a consultant to the Illinois Nature Preserves Commission, an advisor to the Illinois Chapter of The Nature Conservancy, and ecological consultant to Fermilab. Bob is the best example I know of a man infected with "prairie fever," and he hopes to come back in the next life as an *Asclepias meadii* in Gensburg-Markham Prairie, along the Santa Fe Prairie, or elsewhere in some forgotten pioneer cemetery.

In June of 1998, Fermilab placed a bronze plaque in its prairie within the accelerator ring: "Dedicated in grateful recognition of the uniquely creative, responsible, expert, and endless energetic leadership Robert F. Betz has given to restoring the native tall grass prairie at Fermilab."

For vision as wide as a prairie horizon, enthusiasm as boundless as a prairie fire, and inspirational teaching and leadership, we honor Robert F. Betz as an "Original Wild One!"

—Pat Armstrong

*Fermilab, located in Batavia, Ill., is a U.S. Department of Energy national laboratory for research exploring the fundamental nature of matter and energy. It contains the Tevatron, the world's most powerful particle accelerator. More information is available at www.fnal.gov.

OF ANTS, ALIENS AND ADENAS

It was a nice spring day, like many others I had endured throughout the nearly 2,400 years I've been sitting here. **Like several others in the area, I am a tall, cone-shaped mound built by the Adena Indians in Newark, Ohio, around 400 B.C.** In my time, I have witnessed the land develop—houses appearing, new kinds of flowers blooming, and new people arriving. At this time, I am part of the Dawes Arboretum, and a trail brings people to admire the wildflowers that grow at my base and the trees that fill the forest.

COLUMBUS CHAPTER

The spring day I am recounting was a special day. The Wild Ones group was to take a wildflower walk, and I was excited to have a group of visitors.

I saw the group at the bottom of the hill that leads to my forest. They were stopping every few minutes to talk about a certain wildflower. Some of the flowers they stopped to inspect were Dandelion, Pennsylvania Bittercress, and Purple Deadnettle. I remember the Dandelion's first days in my world—it was an alien to the area and soon took over everything. It eludes grazing animals, lawnmowers, and other hindrances to make sure it lives and reproduces. It is able to go to seed even if it is cut before blooming. Many pioneers used the greens for salads and the flowerheads for Dandelion wine.

The Wild Ones crunched their way up my trail, stopping to admire a Jack-in-the-pulpit. This is a plant I love to watch. Each year it can change its sex depending on how much energy it stored up the previous year. The group found a patch of Wintercress next to the Jack-in-the-pulpit. I remember when this alien first came to my forest. I overheard the Wild Ones say that it was related to kale, cauliflower, broccoli, brussels sprouts, and cabbage. No wonder the pioneers loved to eat it!

Wild Geranium and Bloodroot were the next two plants discovered. I remember my Indians painting their faces with the red juice it oozed from its roots. The Wild Ones then admired False Mermaid, a plant with blooms so tiny that they are barely noticeable.

At my base, the group found Common Blue Violet, a plant that has both a sexual and an asexual way of reproducing. Then, with eyes full of wonder, members of the group gave their full attention to me. I glowed with pride, at least until I discovered that I was not the object of their affection, but that the Spring Beauty was.

My cloudy mood did not last long—the Wild Ones had just discovered the Large-Flowered Trillium patch to my right. I have watched the plant develop through the years. For so long I thought the plant would never bloom. Eventually I discovered that it takes at least six years for a plant to flower!

I think they noticed the Cleavers by accident, as does most everyone else who traipses in my woods. This sneaky little plant is very good at sticking to most clothing and fur, making sure that its seeds are carried a fair distance. I lost myself in a flashback of a little pioneer girl stuffing her mattress with these springy plants, and, when my attention returned to the group, I found them oohing and ahing over some Dutchman's Breeches. These little flowers are popular among ants, bumblebees, and honeybees. While the bumblebees are the only thing strong enough to pollinate the flower, the honeybees are nectar thieves; they can get to the nectar without pollinating the flower. Ants will drag seeds to their nest by an appendage on the seed (*elaiosome*), then eat the appendage while discarding the seed. The seed is then ready to grow. I found it interesting how three different insects could affect a plant so much.

Disappearing around a corner, the Wild Ones were already finding more flowers. I heard them point out Mayapples, Anise Root, Blue Cohosh, and Blue Phlox. Although I recognized them all, I remember that Anise Root smells like licorice and that my Indians had used it with their food.

The members were getting farther away from me, and their voices were getting fainter. I could still hear them shout when they made a discovery, such as Ground Ivy. The settlers used this little alien mint for making beer and ale, as well as curing colds. I also remember settlers calling it "Gill-over-the-ground" or "Hedgemaid."

After they examined a patch of Speedwell, I could not hear the members anymore. My heart sank. I always enjoyed hearing people talk about plants in my forest, and it was always a letdown when they left. I spotted them walking back down the hill, but fortunately they had one last plant to see and touch.

This plant, Mouse-eared Chickweed, has some of the fuzziest leaves of any plant. However, that did not stop the pioneers from eating it, fuzz cooked off, of course. Now the group was done, but I could hear their enthusiastic voices fading into the distance. It always makes me happy when people visit my forest and admire my flowers. Interested people are always welcome to visit. Who knows, maybe someone besides me will be able to imagine what this forest was like back when I was young. 🌸

—Acacia Hendricks

Family: Ranunculaceae (Crowfoot)

Other Names: Wind Flower, Meadow Anemone, Passe Flower, Easter Flower, American Pulsatilla, Hartshorn-Plant, Headache-Plant, Wild Crocus, Mayflower, Gosling, Badger, April-Fools, Prairie-Smoke, Prairie Anemone, Rock Lily, Goslin Weed.

Habitat: Grasslands, prairies, dry soil, exposed slopes.

Description: The Pasqueflower rises *before* the appearance of its deeply cut, 3-inch-long, hairy basal leaves. It has a silky-hairy stalk with a solitary, blue to purple or white flower above a circle of three unstalked leaves with linear segments. The flowers are about 2½ in. wide with five to seven petal-like, 1-inch-long sepals (petals are absent); numerous stamens and pistils with long styles. The fruit is seed-like. In its head, it has long feathery styles. **Flowering:** April to June. **Height:** 6 to 16 inches.

Comments: Besides being a native western grassland species, this genus is also found in Europe and Northern Asia. The feathery, silky fruiting head is the distinctive feature.


Regarding the Pasqueflower, in the March 1995 issue of *Wisconsin Flora*, published by the Botanical Club of Wisconsin, Robert W. Freckman stated, "Various types of bees are among the main pollinators. They tend to land first on the stigmas which are elevated above the stamens, thereby transferring any pollen from other flowers. The bees then move about

through the stamens, picking up pollen. Flowers remain open, producing pollen for about three weeks. Toward the end of this period the stigmas tend to spread among the anthers, permitting self-pollination of pistils not previously cross-pollinated."

PROPAGATING PASQUEFLOWER

According to Harold Rock's *Prairie Propagation Handbook*, Pasque-

flower is best planted from fresh seed in any well-drained soil in sun or part shade. If sown in spring, plants will be ready for transplanting the following spring. Pasqueflowers can be divided in late summer or early spring.



**(Anemone patens) or
(Pulsatilla nuttalliana)**


Medicinal Use: Leaves of the Pasqueflower were used for rheumatism in the form of a poultice as a counter-irritant (an agent that induces local irritation in order to counteract general irritation). It has also been used in the extract form to treat nettle rash, measles, neuralgic toothache, earaches, and indigestion.

Name Origin: The genus name, *Anemone* (a-nee-MOE-nee), is the ancient Greek and Latin name, a corruption of Na'man, Semitic name for Adonis, from whose blood the crimson-flowered Anemone of the Orient is said to have sprung. The species name, *patens* (PAY-tens), means "spreading." The common name, Pasqueflower, is named for the Latin words meaning, "Easter" and "Passover," because it flowers at Easter. The family name is pronounced ra-nun-kew-LAY-see-ee.

The plant's peculiar effect upon the nose and eyes, when crushed between the fingers, gave it another (but local) name—"Hartshorn Plant." The silky-hairy, newly appearing blossoms and leaves caused the children in certain localities to term it Goslin Weed.

Author's Note: When this beautiful flower blooms on our meadow in early spring, it brings hope that winter is over. After months of ice, snow, cold winds, drab brown colors, and no visible sign of life in plants or insects, the sight of the Pasqueflower is so welcome. The plant has a long blooming period, and the feathery plumes which follow last all summer.

"Extinction
is not
something to
contemplate;
it is
something
to rebel
against."
—Jonathan
Schell



Rescuing native plants from sites that are under development is an excellent way to obtain true natives. Unfortunately, because of urban sprawl, many native plants and small ecosystems are destroyed because they cannot be transplanted to other sites. This is why Wild Ones conducts plant rescues.

Before you dig anywhere, it is important that you obtain permission from the landowner. If you participate in a rescue with Wild Ones, the organizer of the rescue will have done this for you. If you are rescuing on your own, you should not imply you are rescuing plants on behalf of Wild Ones or as a member. The article, "How to Conduct a Plant Rescue" in the Wild Ones *New Member Handbook* contains additional guidelines to follow.

Rescuing native plants can be challenging, but the rewards are great—and often surprising. The challenge is to dig the plants and relocate them so they will survive. Think about how most native plants survive in your climate. **They survive because of their extensive root systems that comprise 60 percent of the plant.** And, some species live in association with other species. That is, they live together in an intimate association with members of one or both species benefiting from the association.

With the extensive root systems and the

associations in mind, the best way to ensure survival of rescued plants is to dig as large a soil clump as you can possibly handle. The bigger, the better. The surprise comes when you discover additional plants

coming up in the transplanted clump. For example, I had been trying to rescue Downy Gentian (*Gentiana puberula*) from a gravel hill prairie for two years without success. To my surprise, I discovered one in a clump of Prairie Dropseed (*Sporobolus heterolepis*) that I had rescued from the same

Ray Edwards is
shown saving plants
from a gravel hill
prairie dig site.

site. Ray Edwards, of my chapter, was extremely happy to discover a white Cylindrical Blazingstar (*Liatris cylindracea* forma *Bartelii*) that he rescued from the same site. The last documented sighting of this rare plant was in Indiana in 1953. The flower is normally purple.

So, how do you make sure your rescued plants will survive? There are a few things to keep in mind. Prior to transplanting, you should have the transplant site properly prepared. **It is essential that the plants be replanted as quickly as possible.** Depending on weather conditions, some plants must be replanted within a few hours of digging. Otherwise, it is best to replant within 24 hours.

If at all possible, the soil type and sun exposure should be the same as the site where the plants originated. It is not always possible to do this, but make sure the plants will tolerate their new site. For example, transplanting a wetland plant to a dry, sandy environment is not a good choice.

One of the best times of the year to transplant is in the early spring before the plants use up their stored energy to develop the plant or set flowers. The other optimal time of the year is in the fall when the weather is cool and the plants have stored energy for the next year. You should avoid transplanting during the summer because the rate of survival is extremely low.

To dig larger plants you will need a good, sturdy shovel to dig through the tough root systems. Too many well-meaning people have showed up at rescues with only a hand trowel or flimsy shovel. A round-pointed spade or a tile spade with an 18-inch blade (sometimes sold as a landscaper shovel) is best. If you are digging in

an area where there are woody roots of bushes and trees, you might consider the Super Shovel, which has large teeth that cut through roots. Sometimes you can use a sturdy hand trowel

for small and shallow-rooted plants, but this is usually the exception.

Remember, you need to dig a large clump, which means you should dig as deep as you can. Dig all the way around the plant before you pry it up. Keep the dirt intact around the root. Put the clumps into containers or onto tarps to protect the roots from the sun and air.

Five-gallon plastic buckets are preferred over small and

weak nursery pots. Trim the plant back by one-third to reduce stress. It is better to lose flowers and foliage than risk killing the plant. The fewer times you handle the clumps the better. It is also a good idea to pour water over the plants to reduce the shock and to keep them from drying out on the way home. Fill in the hole so that others will not stumble in it.

A common mistake people make is digging too many plants in one day. It is too easy to dig "just a couple more." Then when they get home, reality sets in when they have more than they can replant in the same day. The lesson here is to dig only as many as you can realistically replant that day.

A good way to replant your treasures is to dig a hole that is larger and deeper than the clump. Place the clump in the hole and backfill the bottom, lifting the clump to bring it up to the same level as the surrounding soil. Fill the hole most of the way and pack the soil down. Then fill the hole with water. After the water settles, finish filling the hole with loose soil. When you are done planting all the plants, water them deeply.

It is best to keep the new site watered until the plants are established. This means you may have to water frequently the first two or three weeks. Then you can taper off. If you plant in the spring, you will want to water the plants occasionally during the first summer since the plants do not have sufficient root systems to survive dry spells. If you plant in the fall, you should make sure the plants go into the winter with plenty of water. **As with any new transplants, watering during the first year is a wise thing to do.**



Rescued Hoary Puccoon

It is very satisfying to see your rescued native plants thriving in their new environment. Rescuing native plants from certain destruction helps ensure continuation of the species, creates biodiversity in your natural landscape, and it is an environmentally sound practice. Who knows, you may be surprised by what you bring home, and your efforts may save an endangered species.

© 2000 Timothy A. Lewis

Rock River Valley Chapter

Photos were supplied by Tim Lewis, who has transplanted over 200 rescued plants into his own prairie plot.

IT'S BEGINNING TO LOOK A BIT LIKE SPRING—AT LAST

Tucked behind a sheltering log, shy Bloodroot are in bloom.

Flecks of curled white surf riding atop a sea of winter-brown autumn leaves, they proclaim more positively than any calendar that, finally, spring is here.

The Bloodroot plants are not the only seasonal sentinels astir in a small patch of suburban ground that mirrors what is happening everywhere nature is allowed to be free.

Tentative Geranium and delicate Columbine expose their soft leaves.

Trout Lilies dance on thin legs, flashing their speckled sides in the flow and eddy of the breeze. Wrinkled flags of Wild Ginger push aside the crumbling, moist mulch to seek the warmth of afternoon sun.

Trillium raise their heads, hiding for now the three-petal white blossoms that one day soon will color the undergrowth.

Chunky Mayapple shoulder into view, waiting to unfurl the broad, green umbrellas that, later in the year, will shield their flowers.

Higher up, Sumac buds thicken and gather strength for their annual unveiling. Above them, a shaggy old Hickory is busy with its dual tasks of unfurling buds and hosting furred and feathered tenants in its hollows and branches.


As usual in Wisconsin, winter has been a long time leaving. But sullen March is gone. Fickle April gives way to warmer May and the splendors of June.

As the Bloodroot was the first to know and show, spring is here. ♡

—Bob Woessner, Green Bay Chapter

(First published in the Green Bay Press Gazette.)

"It is spring-time, as one imagines it in fairy tales, the exuberant, ephemeral, irresistible springtime of the Midi, fat, fresh, gushing out in deep foliage, in tall grass waving and shimmering like watered silk in the wind."
—Colette
from
Belles
Saisons



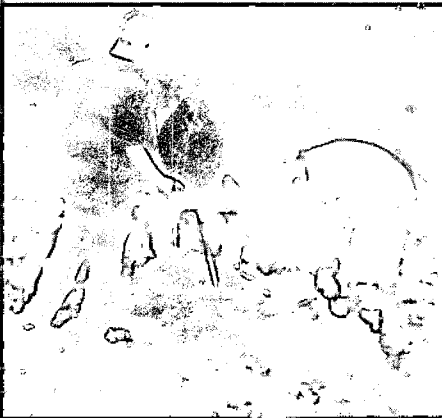
CREATING SOMETHING OUT OF NOTHING

St. Leonard School in Muskego, Wis., received a 1999 \$400 Lorrie Otto Seeds For Education grant and lots of help from Seeds For Education partners Little Valley Nursery and Prairie Nursery.

BEFORE: *Thousands of square feet of endless lawn grass and weeds, sitting on hard clay soil that is under water much of the spring and bone-dry by midsummer. Nearby are two old Silver Maples, one of which has brush piled high around its trunk. Nothing much happens here. No one even mows because the lawn tractor has gotten stuck on more than one occasion. It is a place for few visitors, human or otherwise.*

AFTER: *Smooth Penstemon and Marsh Milkweed are the first to bloom among the young prairie plants. A small pond thrives with rushes, tadpoles and a variety of other critters. The Black Chokeberries in the shrub border are already bearing young berries. Each Silver Maple is encircled by woodland forbs and ferns. Ducks, songbirds and kids visit the pond frequently, the kids via a boardwalk they built themselves. Other people sit on the Aldo Leopold benches in the shade of the old*

trees and just enjoy the view (well, there's that one bench that the kids keep moving to the end of the boardwalk when I'm not looking so that they can sit right in the middle of it all). It is now something, a place with many visitors, human and otherwise.



When the parish Building and Grounds Committee told me that this was the place where we could do the prairie restoration, I had mixed feelings. One voice inside of me said, "Oh no, it's such an awful place that no one will ever go there." Another voice said, "Oh good, at least I can't wreck it!"

A year later, I am amazed at what we have accomplished in such a short time. From the leap of faith last August that allowed me to kill off 50,000 square feet of the school's lawn, to the installation of the

sign stating that this was now an official prairie and woodland, the students and families of St. Leonard have journeyed far in their knowledge, understanding, and appreciation of Wisconsin's native plants and natural landscaping.

St. Leonard's gratefully thanks many supporters, including St. Leonard staff; St. Leonard students; especially 8th and 7th graders; St. Leonard student council; families who helped with grading, pond installation, and tending the restoration over the summer; JoAnn Gillespie; Barbara at Little Valley Nursery and Jennifer at Prairie Nursery; McDonald's \$500 McGrant; Laura Cerletty and Ann Hruska from New Berlin Public Schools; and community businesses who provided donations and discounts.

None of this could have ever happened without the support, involvement, and hard work of these people. Although I feel like I had a part-time job in addition to teaching this past year, every single person whom I asked for help responded positively! The lesson for other teachers interested in doing this? Yes, a school restoration project needs one person to coordinate things who's motivated enough to do a ton of work; however, it's all worth it once you see what's been accomplished and how many other people have become a part of it.

There is a lot of help out there if you ask for it. Teachers and other people who have done native plantings are willing to share their experiences, and the people at native plant nurseries are more than happy to help in any way that they can. And the families and staff at my school were so enthusiastic about the restoration that many of them helped in any way they could. Most importantly, the kids themselves had many great ideas once they got the overall gist of what was happening, e.g. the upcoming eighth graders want to build a small deck at the end of the boardwalk with permanently attached benches.

The beauty of school restorations is that they have the potential to affect many lives. I firmly believe that the 60 7th and 8th graders now have the knowledge, skills, and interest vital to improving the ecology of their own backyards (regards to Sara Stein). And the younger students (we're a K-8 school) have expressed to their teachers their eagerness to work in the prairie when they're older.

As a teacher, there are few things I do that give me such immediate feedback about the impact that classroom activities have on the lives of students. It gives me hope that real change can take place in the ways in which we care for the land around us. ☺

—Amy Kinoshian, 7th/8th grade teacher

Father Jacques Marquette first published the following account in French in 1681. This translation is from *The Jesuit Relations and Allied Documents 1610-1791*, edited and translated by Rueben G. Thwaites and quoted in *The Moving Frontier*, Louis B. Wright and Elaine W. Fowler, eds., 1972. Marquette visits, in passing, the tribes of the Menominee. He enters Green Bay, Wis., and later arrives among the Fire Nation.

Material submitted by Michigan member Mark Charles.

* * *

We joyfully plied our paddles on a portion of Lake Huron, on that of Lake Michigan, and Green Bay.

The first nation that we came to was that of the Menominee The wild oat [wild rice], whose name they bear because it is found in their country, is a sort of grass, which grows naturally in the small rivers with muddy bottoms, and in swampy places. It greatly resembles the wild oats that grow amid our wheat. The ears grow upon hollow stems, jointed at intervals; they emerge from the water about the month of June, and continue growing until they rise about two feet above it. The grain is not larger than that of our oats, but it is twice as long, and the meal therefrom is much more abundant. The savages gather and prepare it for food as follows: In the month of September, which is the suitable time for the harvest, they go in canoes through these fields of wild oats; they shake its ears into the canoe, on both sides, as they pass through. The grain falls out easily, if it be ripe, and they obtain their supply in a short time. But, in order to clean it from the straw and to remove it from a husk in which it is enclosed, they dry it in the smoke, upon a wooden grating, under which they maintain a slow fire for some days. When the oats are thoroughly dry, they put them in a skin made into a bag, thrust it into a hole dug in the ground for this purpose, and tread it with their feet—so long and so vigorously that the grain separates from the straw, and is very easily winnowed. After this, they pound it to reduce it to flour, or even, without pounding it, they boil it in water, and season it with fat. Cooked in this fashion, the wild oats have almost as delicate a taste as rice has when no better seasoning is added.

We left this bay to enter the river that discharges into it; it is very beautiful at its mouth, and flows gently; it is full of bustards, ducks, teal, and other birds, attracted thither by the wild oats, of which they are very fond. But, after

300 YEARS AGO

ascending the river a short distance, it becomes very

difficult of passage, on account of both the currents and the sharp rocks, which cut the canoes and the feet of those who are obliged to drag them, especially when the waters are low...

On the following day, the tenth of June, two Miamis who were given us as guides embarked with us, in the sight of a great crowd, who could not sufficiently express their astonishment at the sight of seven Frenchmen, alone and in two canoes, daring to undertake so extraordinary and so hazardous an expedition.... We knew ... that the direction we were to follow in order to reach it was west-southwesterly. But the road is broken by so many swamps and small lakes that it is easy to lose one's way, especially as the river leading thither is so full of wild oats that it is difficult to find the channel. For this reason we greatly needed our two guides, who safely conducted us to a portage of 2,700 paces [Portage, Wisconsin], and helped us to transport our canoes to enter that river [the Wisconsin]; after which they returned home, leaving us alone in this unknown country, in the hands of Providence....

The river on which we embarked is called Wisconsin. It is very wide; it has a sandy bottom, which forms various shoals that render its navigation very difficult. It is full of islands covered with vines. On the banks one sees fertile land, diversified with woods, prairies, and hills. There are Oak, Walnut, and Basswood trees; and another kind, whose branches are armed with long thorns. We saw there neither feathered game nor fish, but many deer, and a large number of cattle. Our route lay to the southwest, and, after navigating about 30 leagues, we saw a spot presenting all the appearances of an iron mine.... After proceeding 40 leagues on this same route, we arrived at the mouth of our river; and, at 42 and a half degrees of latitude, we safely entered Mississippi on the 17th of June, with a joy that I cannot express. 20

"In order to really understand nature, I think you have to get your feet wet."
—Jillian, age 7, on a cedar swamp hike with aunt Nancy Aten, director of Seeds For Education

PUT OUT THE WELCOME MAT

1. Invite your local newspaper to send a reporter to a program with a good topic.
2. Personally welcome the reporter to the program and make them feel wanted.
3. Pay for any expenses, such as their meal (if there is a meal with the program, workshop, etc.)
4. Be persistent about sending notices of upcoming meetings to your paper. Note when submission is due, and don't send it if you are late.
5. Send out announcements to other organizations about the Wild Ones, such as the Audubon Society, Prairie Enthusiasts, etc.
6. Take pictures and write a short summary of an event. Send it to your paper. List contact person and be sure to include what, when, where. You also might include other events coming up and invite a reporter to them.
7. Pictures should have only a couple people in them. Make sure pictures are in focus. Include some nice grasses and/or forbs. Don't submit photos that look like unkempt space.
8. Have extra handouts for people who want to know more about Wild Ones.
9. Ask local nurseries, nature centers, arboreta, botanical gardens, and garden centers if they will display handouts about your chapter.
10. Speak at garden clubs about Wild Ones and be pleasant, even if they don't agree with you. Be sure you have enough handouts to share.
11. Any time someone is interested in native plantings, invite them to a meeting as a guest (pay for them if there is a fee charged).
12. Have a member in your chapter come up with unique ideas and send them to me.

Diane Powelka, Madison Chapter
5361 Betlach Rd., Sun Prairie, WI 53590
powelka@itlis.com

Susan B. Murray, ASLA
Landscape Architect

Landscape Design
with Native plants

Management & Phasing plans
small and large properties

Experienced practitioner
Walks, Drives, Walls
Decks, Patios, Rustic structures
Water issues

Portfolio, references available
upon request

Madison, Wisconsin
(608) 255 - 9006



25 Years Native
Restoration
Experience...
In Prairies,
Wetlands,
and Woodlands

Catalog of Available
Plant Materials \$5.00

9738 OVERLAND ROAD
MT. HOREB, WI 53572-2832
608/437-5245
FAX 608/437-8982
crmeco@chorus.net

Prairie
Moon
Nursery

More than 450
species native
to the midwest

Prairie • Woodland
Savanna • Wetland



Free Catalog & Cultural Guide

Rt. 3 Box 163, Winona, MN 55987
Phone 507-452-1362 Fax 507-454-5238
E-mail pmnrsy@luminet.net
www.prairiemoonnursery.com

CHAPTER WANNA-BE'S LOOKING FOR MEMBERS:

Do you want to start a Wild Ones chapter? Let us post a notice for others to join you. The following folks are looking for others to form a nucleus around which a chapter can grow. If you're interested in starting a chapter, request a "Chapter Start-up Kit" from Executive Director Donna VanBuecken. To add your name to our "Seedlings" list, send your contact information to Editor Joy Buslaff. See page 14 for Donna and Joy's respective addresses.

ILLINOIS

Malia Arnett, 41 S. LaGrange Rd, LaGrange, IL 60525; (708) 354-3200

INDIANA

Mary H. Kraft, 5360 E. 161st St.; Noblesville, IN 46060; (317) 773-5361; mkraft@ind.cioe.com

KANSAS

Michael Almon, Lawrence, Kan., (785) 832-1300.

MINNESOTA

Bill Steele, 21950 County Rd. 445, Bovey, MN 55709; (218) 247-0245; scl@uslink.net

MICHIGAN

Marilyn Case, Calhoun County, (616) 781-8470; mcase15300@aol.com.

MISSOURI

Lesa Beamer, Dept. of Biochemistry, University of Missouri, Columbia, MO 65211; (573) 499-3749; beam-erl@missouri.edu

OHIO

Kris Johnson, P.O. Box 355, Williston, OH 43468; (419) 836-7637; KRIS_JOHNSON@ecunet.org

WISCONSIN

Sarah Boles, HC73 Box 631, Cable, WI 54821; (715) 794-2548; flora@hotmail.com.

Chapters needing members to give them momentum:

MICHIGAN

Kalamazoo Chapter—
Thomas Small (616) 381-4946.


Southwest Michigan Chapter—
Sue Stowell, (616) 468-7031.

NEW YORK

New York/Long Island Chapter—
Robert Saffer, (718) 768-5488.

OKLAHOMA

Central Oklahoma Chapter—
Michelle Raggé, (405) 466-3930.



**LITTLE VALLEY
FARM**

Native Plant Nursery

Midwestern wildflowers
and grasses of woodland,
prairie, savanna & wetland

Small trees, shrubs, vines
and ferns

Featuring species that are
high in wildlife value

For a catalog please write or call:

Little Valley Farm
5693 Snead Creek Road
Spring Green, WI 53588
608-935-3324

**Quality Native Seed from
Southeastern Wisconsin**

*Custom seed mixes available
for your prairie landscape.*

-CONSULTING SERVICES-

*Experienced with residential,
school and commercial plantings.*



**Free
Brochure!**

KETTLE MORaine
NATURAL LANDSCAPING

Connie Ramthun
W996 Birchwood Drive
Campbellsport, WI 53010
(920) 533-8939

EVERYTHING FOR BEAUTIFUL PONDS
AND STUNNING AQUASCAPES



POND AND BOG LINERS
20-YEAR WARRANTY
NATIVE WATERLILIES,
MARGINALS AND BOG PLANTS

WINDY OAKS AQUATICS

W377 S10677 Betts Road
Eagle, WI 53119
Phone * Fax
(262) 594-3033
Retail Catalog \$1.00

Wild Ones—Natural Landscapers, Ltd. is a non-profit organization with a mission to educate and share information with members and community at the 'plants-roots' level and to promote biodiversity and environmentally sound practices. We are a diverse membership interested in natural landscaping using native species in developing plant communities.

NATIONAL OFFICE:

EXECUTIVE DIRECTOR

DONNA VANBUECKEN
P.O. BOX 1274
APPLETON, WI 54912-1274

(877) FYI-WILD (394-9453)

(920) 730-3986

Fax: (920) 730-8654

Email: WOnesource@aol.com

PRESIDENT

BRET RAPPAPORT • (312) 845-5116

VICE PRESIDENT

MANDY PLOCH • (262) 242-2723

SECRETARY

JOE POWELKA • (608) 837-6308

TREASURER

KLAUS WISIOŁ • (847) 548-1649

SEEDS FOR EDUCATION DIRECTOR

NANCY ATEN • (262) 242-3830

WEB SITE COORDINATOR

MARK CHARLES • (734) 997-8909

GRANT WRITER

CAROL TENNESSEN

LIBRARIAN

MARIE SPORS-MURPHY • (262) 677-4950

BOARD MEMBERS AT LARGE

PATRICIA ARMSTRONG, ILLINOIS

PATRICIA BRUST, WISCONSIN

MARK FEIDER, WISCONSIN

LORRIE OTTO, WISCONSIN

WAYNE PETERSEN, IOWA

DONALD VORPAHL, WISCONSIN

LYNN WHITE, WISCONSIN

ROCHELLE WHITEMAN, WISCONSIN

KIT WOESSNER, WISCONSIN

HONORARY DIRECTORS

DARREL MORRISON

FASLA, GEORGIA

SARA STEIN

AUTHOR, NEW YORK

CRAIG TUFTS

NATIONAL WILDLIFE FEDERATION,
WASHINGTON, D.C.

ANDY & SALLY WASOWSKI

AUTHORS, NEW MEXICO

WILD ONES JOURNAL is published bimonthly by Wild Ones-Natural Landscapers, Ltd. Views expressed are the opinions of the individual authors. Manuscripts and illustrations are welcome; contact editor. **ADVERTISERS:** Contact national office for rates and schedule.

EDITOR

JOY BUSLAFF

Publishers Studio

S89 W22630 Milwaukee Ave.

Big Bend, WI 53103-9539

Voice/Fax: (262) 662-4600

Email: pubstu@earthlink.net

Meet us on-line at www.for-wild.org

The meeting place

Chapters, please send your chapter newsletters or events notices to:

CALENDAR COORDINATOR

MARY PAQUETTE

N2026 CEDAR RD., ADELL, WI 53001

(920) 994-2505 • paquetjm@execpc.com

You are encouraged to participate in all Wild Ones activities—even when you travel. To learn the details of upcoming events, consult your local chapter newsletter or call the respective contacts listed for each chapter. Customary meeting information is given here, but you should always confirm dates and locations with chapter contacts.

ILLINOIS

GREATER DUPAGE CHAPTER

MESSAGE CENTER..... (630) 415-IDIG

Chapter usually meets the third Thursday of the month at 7 p.m. at the College of DuPage, unless otherwise noted.


March 16—"Working with Woodlands," a presentation by Cliff Miller. Cliff is a native plant natural landscaper from Lake County who has created woodland gardens all over the Chicago area. Building K, Room 161.

April 8 (Saturday)—Annual potluck dinner. Guest speaker: Dick Young, author of *Natural Areas and Plants of Kane County*. Location: Lutheran Church in Clarendon Hills, 6:30-9 p.m.

Midwest Prairies

We can get the job done!

- Site Preparation
- Prairie Seeding
- Controlled Burns
- Weed & Brush Removal
- Native Seeds & Transplants



Gary Eldred

Midwest Prairies is locally owned and operated. Licensed by the WI Dept. of Agriculture & Consumer Protection & Insured.

N1020 Vinnie Ha Ha Road, Fort Atkinson, WI 53538-8712
920-563-3165 FAX: 920-563-3181 www.midwestprairies.com

LAKE-TO-PRAIRIE CHAPTER

KARIN WISOL. (847) 548-1650

Meetings are usually held on the second Monday of the month at 7:15 p.m. in the Byron Colby Community Barn at Prairie Crossing, Grayslake (Rt. 45, about 1/2 mile south of Ill. 120).

"Enhancing Your Outdoor Habitat," a five-part series: (Public is welcome to attend parts 1-4)

March 13—Part 3: "Enhancing 'Curb Appeal' with Native Plants," presented by Vallari Talapatra, landscape architect at The Natural Garden in St. Charles, Ill.

April 10—Part 4: "Gardening for the Birds and Butterflies," presented by Wild Ones pioneer Pat Armstrong, head of Prairie Sun Consultants in Naperville, Ill.

NORTH PARK CHAPTER

BOB PORTER (312) 744-5472

Meetings are usually held the second Thursday of the month at 7 p.m. at the North Park Nature Center, 5801 N. Pulaski, Chicago, unless otherwise indicated. Call Bob Porter for more information.

March 9—"National Wildlife Federation's Backyard Habitat Program," presented by Linda Dynek, landscape designer and owner of Loba Landscapes.

April 13—Wild Ones member Art Gara presents a multi-media program on Wolf Road Prairie.

ROCK RIVER VALLEY CHAPTER

SHEILA STENGER (815) 624-6076

Meetings are usually held at 7 p.m. at Jarrett Prairie Center, Byron Forest Preserve, 7993 N. River Road, Byron. Call (815) 234-8535 for events calendar. Public is welcome.

March 16—Jack Shouba will present a program on identification of common native plant families of northern Illinois.

April 20—Vallari Talapatra from The Natural Garden, St. Charles, Ill. will discuss landscape design using native plants.

IOWA

WILD ROSE CHAPTER

CHRISTINE TALIGA (319) 339-9121

Meetings are held the second Monday of every month, First Presbyterian Church, Iowa City.

KENTUCKY

FRANKFORT CHAPTER

KATIE CLARK (502) 226-4766

herbs@kih.net

Meetings are usually held on the second Monday of the month at 7 p.m. at Fish & Wildlife Game Farm Nursery Greenhouse, off of US60 (Louisville Rd.), Franklin.

LOUISVILLE CHAPTER

PORTIA BROWN (502) 454-4007

light@entrek.net

Meetings are usually held the fourth Tuesday of the month at 7 p.m. at the Louisville Nature Center, 3745 Illinois Avenue, unless otherwise noted.

March 28—(6 p.m.) Cherokee Park Plant ID Walk with John Swintosky and Mike Smiley. Meet at the Eastern Parkway Entrance by the Daniel Boone Monument. Dutch treat dinner at Za' Pizza Place after.

April 22—Earth Day Field Trip with Professor Thomas G. Barnes. Meet in the Louisville Zoo parking lot at 8:45 a.m. (across from Main Creason Park Entry Drive). Participants will caravan to Logan County Glade, Athey Barrens, and Flat Rock Glade, returning at 6 p.m. Please reserve a place by contacting Portia Brown.

MICHIGAN

ANN ARBOR CHAPTER

TRISH BECKJORD (734) 669-2713

DAVE MINDELL (734) 665-7168
plantwise@aol.com

BOB GRESE (734) 763-0645
bgres@umich.edu

Meetings are usually held the second Wednesday of the month. For meeting information see www.for-wild.org/annarbor/meetings.html or contact above.

FLINT CHAPTER

VIRGINIA CHATFIELD (810) 655-6580

Meeting are usually held the third Thursday of the month, at 7 p.m., Grand Blanc Heritage Museum, 203 Grand Blanc Rd., Grand Blanc.

KALAMAZOO CHAPTER

THOMAS SMALL (616) 381-4946

Meetings are held on the third Wednesday of the month, 7:30 p.m. Location varies.

March 15—A slide show and lecture/discussion presented by Emma Bickham Pitcher: "Of Spring Wildflowers and Other Spring Beauties." Meet at Christian Church (Disciples of Christ), 2208 Winchell, Kalamazoo.

April—Spring field trip, date and place pending.

OAKLAND COUNTY CHAPTER

MARYANN WHITMAN (248) 652-4004

maryannwhitman@hotmail.com

Meetings usually held the first Wednesday of the month at Old Oakland Township Hall, Rochester, at 7 p.m.

March 1—Nancy Stroll, Springfield Township clerk, will discuss the township's proposed ordinances encouraging the use of native plants and natural landscaping.

April 5—Meeting topic: the Troy Lakeplain Prairie; speaker to be confirmed.

Services For The Landowner

Native Restoration

site analysis, species selection,
design, installation, maintenance


Consulting

plant and animal surveys,
wildlife habitat improvement,
site-specific management plans

Management

prescribed burns, exotic
species control, brush removal

Call or Write For A Free Brochure



2505 Richardson Street
Fitchburg, WI 53711
(608) 277-9960

Science and Stewardship

Prairie Seed Source
P.O. BOX 83, NORTH LAKE
WISCONSIN 53064-0083

*Over 170 species from
southeastern
Wisconsin
prairies*

PLEASE
SEND
\$1 FOR
SEED
CATALOG

Bob Ahrenhoerster,
Prairie Restoration
Specialist

VISIT OUR WEB SITE AT <http://www.Ameritech.net/users/rasillon/Seed.html>

ENDERS Greenhouse

Anne Meyer, Owner

104 Enders Drive

Cherry Valley, IL 61016

(815) 332-5255

Rockford Area



Send for native plant list
**250 species of
Native Plants**

SOUTHWEST MICHIGAN CHAPTER

SUE STOWELL (616) 468-7031
Meetings are held the third Wednesday of the month at 7:30 p.m. Location varies.

MINNESOTA**OTTER TAIL CHAPTER**

KAREN TERRY (218) 736-5520
terry714@prtcl.com

Meetings are held the fourth Monday of the month, 7 p.m., at the Prairie Wetlands Learning Center, Fergus Falls.

March 27—Chapter elections.

ST. CLOUD CHAPTER

GREG SHIRLEY (320) 259-0825
Meetings are usually held the third Tuesday of the month at the Heritage Nature Center, 6:30 p.m.

MISSOURI**ST. LOUIS CHAPTER**

SCOTT WOODBURY (636) 451-0850
Meetings are usually held the first Wednesday of the month.

NEW YORK**NEW YORK CITY METRO/
LONG ISLAND CHAPTER**

ROBERT SAFFER (718) 768-5488
Meetings will be held in the Members Room, Brooklyn Botanic Gardens, 1000 Washington Avenue, Brooklyn.
March 22—Chapter meeting; 6:30 p.m.

OHIO**COLUMBUS CHAPTER**

MARTHA PRESTON (614) 263-9468
Meetings are usually held the second Saturday of the month (unless otherwise noted) at 10 a.m. at Innis

House, Inniswood Metro Garden, 940 Hempstead Rd., Westerville.

March 11—"Butterflies and Native Plants," presented by Jim Davidson.

April 15—Field trip to the Highlands Nature Sanctuary, Bainbridge, Ohio. Meet at 9 a.m. For details call (614) 792-7839.

OKLAHOMA**CENTRAL OKLAHOMA CHAPTER**

MICHELLE RAGGÉ (405) 466-3930
Meeting are usually held on the second Wednesday of the month at 7 p.m., Room 228 Hanner Hall, Oklahoma State University.

Monthly work days are held at the environmental center located at Hwy 33 and Coyle Rd.; day varies month to month. For more information call above number.

WISCONSIN**FOX VALLEY AREA CHAPTER**

CAROL NIENDORF (920) 233-4853
niendorf@northnet.net

DONNA VANBUECKEN (920) 730-8436
dvanbuecke@aol.com

Meetings are usually held at the UW-Extension office, 625 E. Cnty Rd. Y, Oshkosh, at 7 p.m. unless otherwise noted.

March 23—"The Secret Lives of Butterflies," presented by Anita Carpenter, a recognized local butterfly expert. Note: Meeting will be held at Evergreen Retirement Center, 1130 N. Westfield St., Oshkosh.

April 27—Katherine Rill will try to make us better botanists with her workshop entitled "Plants have Families Too." The speaker is a plant taxonomist who has worked extensively with the flora of Winnebago County. Note: Meeting will be held at Evergreen Retirement Center, Oshkosh.

GREEN BAY CHAPTER

AMY WILINSKI (920) 826-7252
wilinski1@prodigy.net

Meetings are usually held on the third Wednesday of the month, at the Green Bay Botanical Garden, 2600 Larsen Rd., 7 p.m.

March 15—"Wetland Restoration," a presentation by botanist/scientist/ecologist Pat Robinson, using case studies that include lake shore, buffer zone, and wetland creation.

April 19—"A Walk through the Natural World of Wild Flowers," a presentation by Janice Stiefel, a naturalist, researcher, author, lecturer, and nature photographer. She will be talking about plant identification and medicinal uses for native plants.

MADISON CHAPTER

DIANE POWELKA (608) 837-6308

Meetings are usually held the last Thursday of the month, at 7 p.m. A new meeting site is being determined. The public is welcome.

March 18—Chapter members will be attending the conference in Madison.

Apr 27—Road trip to Abraham's Woods (near Albany) to enjoy the spring ephemerals.

MENOMONEE RIVER AREA CHAPTER

JAN KOEL (262) 251-7175

JUDY CRANE (262) 251-2185

Indoor meetings are held at 6:30 p.m. at The Ranch Communities Services, N84 W19100 Menomonee Ave., Menomonee Falls. Contact Judy Crane for meeting information.

March 21—Richard Barloga discusses and shares slides of woodland plant communities in Wisconsin.

April 18—Raptor rehabilitator Barbara Harvey, with raptor guest, will teach us how to provide safe environments for birds of prey.

INTERESTED IN ADVERTISING ON THESE PAGES?

You'll notice that our advertisers usually sign on for continuous publication. Why do they do that? Because our readers are a "target" audience, our circulation keeps expanding, and our rates are very affordable.

We've recently added pages to Wild Ones Journal to accommodate our growing family of advertisers. We welcome your ad, too, but space is limited, so contact Executive Director Donna VanBuecken today to request an advertising rate sheet, which will answer your questions about circulation, specifications and deadlines.

WILD ONES®

P.O. BOX 1274
APPLETON, WI 54912-1274

Call toll-free:

(877) 394-9453

(920) 730-3986

Fax: (920) 730-8654

Email: WOnesource@aol.com



Lady's-Slipper Seedlings

We offer lab-propagated seedlings of a variety of *Cypripedium* species. Under good care in suitable climate, these seedlings should flower in 3-5 years. For a species list, please see our Web page or send SASE.



Spangle Creek Labs
21950 County Road 445
Bovey, MN 55709

Web: www.uslink.net/~scl/

MILWAUKEE NORTH CHAPTER

MESSAGE CENTER (414) 299-9888

Meetings are usually held the second Saturday of the month at the Schlitz Audubon Center, 1111 E. Brown Deer Rd., Bayside, at 9:30 a.m.

March 11—"Designing Natural Yards," presented by Lisa Geer of Schreiber/Anderson. Lisa is the past president of the Wisconsin Association of Landscape Architects. Open to the public, no charge.

April 8—"Awakening in the Woods," a slide presentation by Nancy Aten, focuses on plants emerging as sprouts in the spring and their eventual flowering. Nancy is studying for her PhD in natural landscaping.

MILWAUKEE-WEHR CHAPTER

MESSAGE CENTER (414) 299-9888

Meetings are usually held the second Saturday of the month at the Wehr Nature Center, 1:30 p.m.


March 11—"Designing Natural Yards," presented by Lisa Geer of Schreiber/Anderson. Lisa is the past president of the Wisconsin Association of Landscape Architects. (Please note location change: Hales Corners Library, 116th & Janesville Rd.)

April 8—"Awakening in the Woods," a slide presentation by Nancy Aten, focuses on plants emerging as sprouts in the spring and their eventual flowering.

OLD WILD ONES HANDBOOKS FOR SALE

Our first handbooks contained good info for Midwesterners. Price is \$5 each. Contact your chapter or Executive Director Donna Van Buecken.

*Foxwood
gardens*



CALENDULA
CHAMOMILE
GOATS 'N OATS
BERGAMOT
BLAZING STAR
PRAIRIE GRASS
BLUE POPPYSEED
HIGH COUNTRY
HIP HIP ROSEA
SPA LA LA

NEW: BOTANY BALM

Practicing the Simple and Elegant Art of Fine Soapmaking with Fragrant Botanicals and Pure Goat Milk.

Silky and aromatic, lovingly crafted and individually wrapped. We have all your favorite Garden Scrubs, pure Moisturizing Complexion Cakes and Body Bars.

www.foxwoodgardens.com

Call (847) 223-7072

EMAIL soap@foxwoodgardens.com

NATURAL AROMASPHERE



32494 FOREST DRIVE • GRAYSLAKE, ILLINOIS 60030


SPECIAL EVENTS

MARCH 5-6 • LANSING, MICHIGAN The Michigan Wildflower Association will hold a wildflower conference at the Michigan State University in Lansing. Tickets are \$15/day or \$25/both days for MWA members; \$20 and \$35 for non-members. Lunch is \$15. Dr. Darryl Morrison is keynote speaker on Sunday. For more info, contact Marilyn Case at MCase15300@aol.com or (616) 781-8470, Marji Fuller at marjif@iservu.net or Amy Sue Yelp at asascy@ameritech.net.

MARCH 9-11 • STEVENS POINT, WISCONSIN The Wisconsin Lakes Partnership is sponsoring a conference at the Stevens Point Holiday Inn/Convention Center. The March 9 program is entitled "Sedges on the Edges;" pre-registration is required and attendance is limited. The cost is \$35. On March 10 and 11 workshops will be presented on a variety of aquatic subjects including aggressive plant species affecting the lakes. For more info, contact Becky Aarestad, UWEX-Lakes, 1900 Franklin St., CNR-UWSP, Stevens Point, WI 54481.

MARCH 18 • MADISON, WISCONSIN The UW Arboretum's 10th Annual Native Landscaping Conference, co-sponsored by the Madison Chapter of Wild Ones (and this year also sponsored by The Nature Conservancy and The Prairie Enthusiasts) will be held at the Dane County Exposition Center (*not the UW Memorial Union*) from 8:30 a.m. to 7 p.m. Lorraine Johnson, internationally esteemed author, member of the North American Native Plant Society, and past-president of the Canadian Wildflower Society, will be the keynote speaker. Lorraine will talk about "Gardening for Change—how gardening can change the world." With more than 15 additional speakers covering a wide range of topics from restoration, design and management techniques to learning about native flora and fauna, this year's conference is the largest spring event focusing on native landscaping and preservation in the Midwest. The Prairie Enthusiasts' annual banquet will close out the day's activities. Contact Cheryl Bauer at the UW Arboretum for additional information, phone (608) 262-9925 or e-mail her at cherylbauer@facstaff.wisc.edu.

"A real gem!"



The
PRAIRIE READER

P.O. Box 8227 St. Paul, MN 55108
651-646-2098 info@theprairiereader.com
www.theprairiereader.com

North America's twelve-page quarterly journal on prairie gardening, restoration and preservation.

"Eminently readable, intelligently written, artfully produced."



Subscriptions (4 issues): \$18, individuals;
\$25, businesses, agencies, libraries.
Single copies: \$5.

Reeseville Ridge Nursery

North American
Native
Trees. Shrubs, Vines
& Groundcovers
Small plants,
bareroot and potted

P.O. Box 171
Reeseville, WI 53579
Ph. & Fax 920-927-3291
Email rmn@globaldialog.com

SMALL SEED ENVELOPES?

I just received my *New Member Handbook* and read a bit about the Seeds For Education project.

I'm collecting seeds for plants native to this far south end of Texas where I live, most of which are not available from any source I'm aware of. I've created a student activity of four poems [sample at right] about four of these plants. Each poem tells about how and where to plant the seeds and what animals will gain from the plant.

At a recent birding festival, I provided the seeds and handouts to children who visited the children's activity tent. I've spoken to several teachers about taking the activity to their classrooms as well.

My problem is that small seed envelopes are quite expensive (3 cents each in quantities of 500). I'm trying to find a less expensive source for purchasing them. Any advice?

Christina Mild
Harlingen, Texas

Send your suggestions to
Editor Joy Buslaff
S89 W22630 Milwaukee Ave.
Big Bend, WI 53103

BLUE MIST-FLOWER

I bloom so nicely.
Butterflies love me.
I don't have thorns and I'm not a tree.
So I can't protect a bird from a beast.
But I give butterflies quite a feast.
I grow in the shade and also in sun.
And butterfly visits are so much fun!

To plant my seeds you will place them
on top of some very nice dirt.
Please keep them moist however you can.
To grow they need some sun.

I will be covered with little blue flowers
in your backyard by next fall.
I'll even bloom this winter,
with any luck at all.

Eupatorium odoratum, Compositae



REMOVE INVASIVE, NON-NATIVE
TREES BY THE ROOT WITH THE

ROOT TALON™



Sturdy 36" fiberglass handle
Solid metal head

To order, send check or money order for
\$52.25 (\$47 plus \$5.25 shipping) to:

LAMPE DESIGN, LLC
262 South Griggs Street
St. Paul, MN 55105
(651) 699-4963

Minn.
residents
add 6.5%
sales tax

Visit our website: www.buckthorn.com

INVADING WEEDS

A GROWING THREAT TO WISCONSIN'S BIOLOGICAL DIVERSITY



BY ELIZABETH J. CZARAPATA

A 78 page booklet containing 88 detailed **color photos** of the most ecologically damaging plants in Wisconsin natural areas. Includes plant sketches, details of identification, characteristics, and impacts of invasive weeds, suggestions for community education, control techniques.

Send \$19.99 plus \$3.00 for shipping/handling. Wisconsin residents should add \$1.15 for state tax and list the County of residence.

(Checks payable to E. Czarapata)
Elizabeth Czarapata
P.O. Box 565
Muskego, WI 53150
E-mail: Lee4betty@aol.com



Great selection, including
Wood Lilies, Michigan Lilies,
Blue-Eyed Grass and more

Local genotype

Competitive prices

Potted plants ready to go

Come and see us at the
Dane County Farmers' Market
in Madison

Farm visits by
appointment only,
please.

S5920 Lehman Road
Baraboo WI 53913
608-356-0179

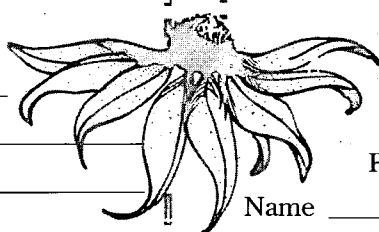
Wild Ones Membership

Name _____
Address _____
City _____
State/ZIP _____
E-mail address _____
Phone _____
Please check: ☐ new ☐ renewal ☐ new address
Paying for: ☐ 1 year ☐ 2 years ☐ ____ years

BASICALLY WILD ANNUAL MEMBERSHIP-\$20
WILDER DONATION!-\$30 WILDEST DONATION!-\$50+

Amount enclosed _____
Chapter preference (chapters listed on pages 11-12) _____

ENTIRE MEMBERSHIP FEE IS TAX DEDUCTIBLE



Wild Ones Gift Membership

My name _____
Occasion for gift _____

Please send a gift membership to:

Name _____
Address _____
City _____
State/ZIP _____
E-mail address _____
Phone _____
Please check: ☐ new ☐ renewal ☐ new address
Paying for: ☐ 1 year ☐ 2 years ☐ ____ years

BASICALLY WILD ANNUAL MEMBERSHIP-\$20
WILDER DONATION!-\$30 WILDEST DONATION!-\$50+

Amount enclosed _____
Chapter preference (chapters listed on pages 11-12) _____

ENTIRE MEMBERSHIP FEE IS TAX DEDUCTIBLE

PLEASE SEND CHECK TO:

Wild Ones®
P.O. Box 1274, Appleton, WI 54912-1274

Restore Your Natural Environment

PLANT A HABITAT

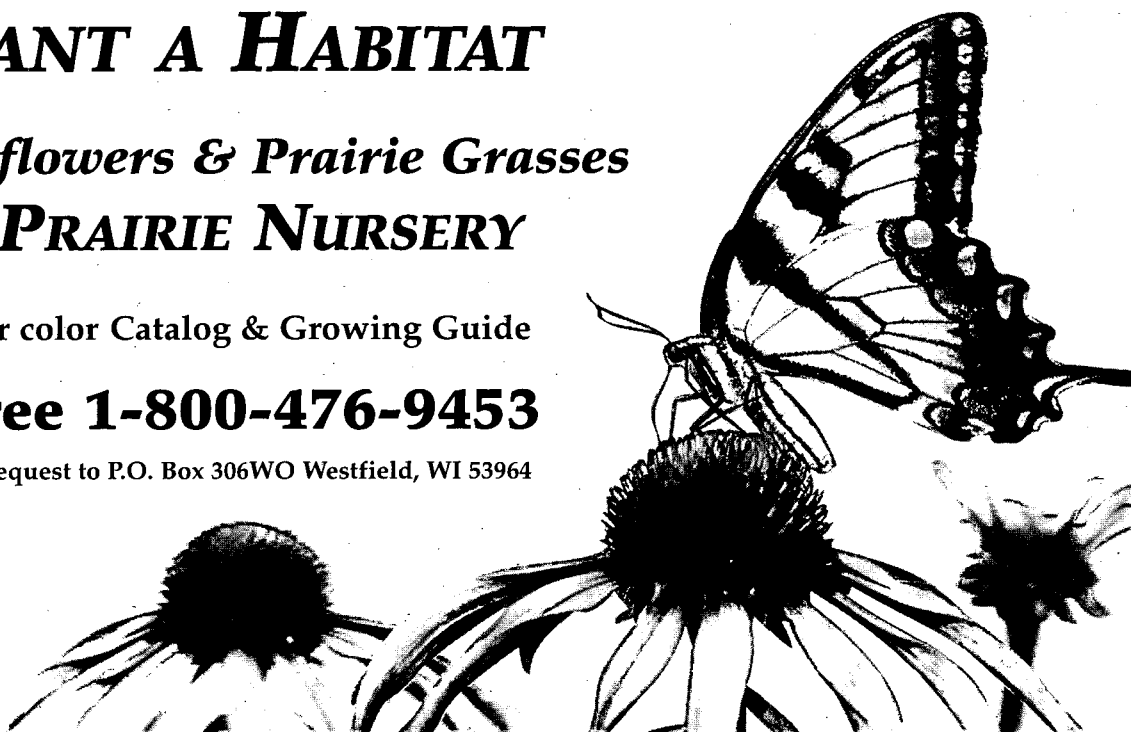
with Wildflowers & Prairie Grasses

from PRAIRIE NURSERY

Call for our color Catalog & Growing Guide

Toll Free 1-800-476-9453

Or send your request to P.O. Box 306WO Westfield, WI 53964




Take a walk in our wildflowers! Free Nursery Tours 1 hour north of Madison on Interstate 39. Call for Tour Dates.

Wild Ones Journal

WILD ONES—NATURAL LANDSCAPERS, LTD.
P.O. BOX 1274, APPLETON, WI 54912-1274
www.for-wild.org

NON-PROFIT
ORGANIZATION
U.S. POSTAGE
PAID
APPLETON, WI
PERMIT NO. 201

ADDRESS SERVICE REQUESTED



DATED
MATERIAL




Don't get stung! If the label above is dated 4/1/00 or 5/1/00, your membership's about to expire.

YOUR TIMELY RENEWAL SAVES ON PAPER AND THE EXPENSE OF OUR SENDING OUT RENEWAL NOTICES.
USE FORM ON PREVIOUS PAGE TO RENEW. NOTIFY US IF YOU MOVE AS BULK MAIL IS NOT FORWARDED.

If only you could see this photo in color! Those are orange flames leaping in the background of this photo from Bob Arevalo of Rockford, Illinois. The picture was taken during his spring 1999 burn. Bob says, "Our property, which is a prairie restoration planted about 23 years ago, has about three acres in prairie. For the last two years we have been on the annual Rock River Valley Chapter natural landscape tour. As you may notice from the second sign in this picture, we also participate with the Boone County Prairie Heritage Appreciation Program." Thank you for your dramatic photograph, Bob.

Wild Ones aluminum yard signs proclaiming "this land is in harmony with nature" may be available from your local chapter, or you can order one by sending \$21 to: Wild Ones Yard Sign, P.O. Box 1274, Appleton, WI 54913-1274.

Show Us A Sign!



"It's exciting to see things coming up again, plants that you've had 20 or 30 years. It's like seeing an old friend."—Tasha Tudor