

Official publication of
Wild Ones—Natural Landscapers, Ltd.
November/December 1996 • Volume 9, No. 6



A VOICE FOR THE NATURAL LANDSCAPING MOVEMENT

Wild OnesSM Journal



A NEW KIND OF GARDENER

It's quite an education to read a field guide. One places oneself mentally in, in my case, broadleaf forest about halfway between Maine and Maryland and sees what one can see. *Ilex opaca*, our fine American Holly? Never saw it. *Rhododendron viscosum*, our fragrant Swamp Azalea? Not in these woods. Such pioneer species as American Sycamore (*Platanus occidentalis*), Winterberry (*Ilex verticillata*), and Common Witch Hazel (*Hamamelis virginiana*) should have been early arrivals on the moist pond shore, but there were none. A boggy area was perfect for Summersweet (*Clethra alnifolia*), a rise just right for Rosebay

Rhododendron (*R. maximum*), deep clefts angling up the rock face of an imposing outcrop should have been thick with Mountain Laurel (*Kalmia latifolia*), but not a seedling of any of these was present. Where there might have been at least four species of dogwood—*Cornus florida*, *C. alternifolia*, *C. racemosa*, and *C. sericea*—as edge and understory in such a habitat, both niches were so filled by aggressive barberry and buckthorn that there was hardly an inch for shyer seedlings to get started.

The disappointment fueled my curiosity. I began to accumulate other reference books in order to learn what native species ought to be around. Sometimes I used the books to identify a sprig or blossom found on walks around the countryside; more often I wandered aimlessly through the pages of a world strangely new.

Surprise caught me up continually. Plants I knew well and assumed were

native turned out to be exotics, and not only weedy species like the Japanese Barberry and Alder Buckthorn we had cleared from the choked fringes of our land, but also lovely things like Burning Bush (*Euonymus alata*), Cornelian Cherry (*Cornus mas*), and all wild apple trees
(continued on next page)

NOAH'S GARDEN

RESTORING THE
ECOSYSTEM
OF OUR
OWN BACK YARDS

SARA STEIN

Excerpted from *Noah's Garden* by Sara Stein.

A NEW KIND OF GARDENER

(continued from front page)

whose fruits are red, not green. What dismayed me was not just the number of species that had failed to appear on our particular plot, but the number of species that in 50 years of acquaintance with this area I had neither seen nor heard of.

The nicknames of the unfamiliar plants I stumbled across only in books—Staggerbush (*Lyonia mariana*), Fetterbush (*Leucothoe racemosa*), Hog-apple (*Crataegus crus-galli*), Toothache Tree (*Zanthoxylum americanum*)—suggested an eye-winking, elbow-jabbing intimacy with species that must once have been as common as traveling salesman jokes. Where were they? In guides and encyclopedias, but seldom here, in what once had been their native habitat.

Gradually I realized that the remnant meadows, thicketed roadsides, and extensive woods of this regrowing area are a mask of naturalness that, once one is trained to recognize the species, drops away to reveal an appalling blankness.

Biodiversity remains only in scattered preserves; elsewhere, what has grown back over the fields of our forefathers is merely a fraction of the species that can, and once did, grow here.

The reason struck me forcefully: our rage to clear, first for farms and now for yards, has made once common natives too rare in the wild to repopulate the land.

Our intelligence, however prodigious we like to think it, is trivial compared to the accumulated wisdom of the hundred million species that make up Earth's biosphere. Since each microbe, animal, and plant possesses some minute portion of the know-how that makes the whole Earth work, the loss of any species erases some portion of organic intelligence, and leaves the land more stupid. Moreover, an ecosystem's intelligence—its ability to run itself and to sustain its inhabitants—is more than a summation of the information each of its species represents. The intelligence of any system, whether a computer, a brain, or a

meadow, arises from the complexity of connections among its separate elements. Removing an element unplugs many connections and therefore has a stupefying effect much greater than the mere subtraction of a part. By removing many parts and thus unplugging these connections, we have left our land too retarded to take care of itself, much less to be of any help to us.

This is not someone else's problem. We—you and I and everyone who has a yard of any size—own a big chunk of this country. Suburban development has wrought habitat destruction on a grand scale. As these tracts expand, they increasingly squeeze the remaining natural ecosystems, fragment them, sever corridors by which plants and animals might refill the voids we have created. To reverse this process—to reconnect as many plant and animal species as we can to rebuild intelligent suburban ecosystems—requires a new kind of garden, new techniques of gardening, and, I emphasize, **a new kind of gardener.** ☸

A NEW KIND OF CONSUMER

Ours is a consumer society. You could even say that as you and I tour natural areas, we are window-shopping for a landscape idea we can take home to our yards.

Through many a January I have shopped the conventional garden catalogs—a marketplace of about 80 pages. Now I head for my recliner with a 393-page Peterson guide or 608-page Audubon book.

These are my new catalogs.

When I've been charmed by a plant and understand its site requirements,

I return to the bookcase to continue the 'shopping' process. The propagation books explain how I can establish this plant in my landscape. And whether I end up getting a shoot from a Wild Ones member, buying seed from a native plant nursery or discovering a site where I can get permission to collect, I always find myself standing before the bookcase ... ultimately, reaching for my garden journal to record my experiences.

The first six pages of this issue are devoted to the subject of books. Reading about plants leads to reading about insects and birds and mammals and fish, water and wind, color and sound, farming and cooking, history and exploration, medicine, politics and ethics. And when you've learned all you can about our Earth, remember: it's still a great place from which to view the heavens, so read about

the moon and the stars. (See moon garden article at the end of this newsletter.)

I adore books.

I even entertain fantasies of being locked in the library

for a period of days. **But, because I subscribe to the notion that good books contain the souls of those whom we hold wise, I cannot just borrow a good book. I must own the souls of Sara Stein, Aldo Leopold, Carl Sagan, Jim Wilson, Mark Plotkin, Stevie Daniels, Harry Phillips, and Carrol Henderson.** Do you own their souls, too? Then you're my kind of consumer. ☸ —Joy Buslaff



Lucy Schumann's page number art is of the Carrion-flower (*Smilax herbacea*) gone to seed.

THE JOURNEY OF MY JOURNAL

I grew up in the town of Mount Pleasant, Wis., in the middle '50s through the late '60s. Back then, Spring Street had unmowed ditches and telephone poles. Wood posts and barbed wire-fenced hay meadows and pastures. Stone piles and hedgerows divided fields. And rabbits and pheasant were hunted along grassy railroad rights-of-way by schoolboys and their fathers.

One hot June afternoon in the middle 1950s, I complained to my dad that I had nothing to do—that after a morning of shaking weeds from the clods of earth my dad had turned for the garden. Dad told me to get some paper and a pencil and go outside and write about what I saw. When I came in, my parents looked over my sentences and sketches and said I might as well write every day. Mom bought me a stenographer's notebook, and my journal-writing career began.

Due to my parent's persistence, journal-keeping became part of my weekly routine. In fifth grade, I used information in my journal to write a nature report. In sixth grade, I walked a few miles and interviewed a few long-time residents about the history of the land. These journal entries formed the foundation of my sixth grade *History of Mt. Pleasant* project. In high school, I used my notes to quiz science teachers and write English compositions. In college, one of my rewritten journal entries took second place in a UW-Madison writing contest.

Two years ago, my parents found many of my childhood journals. In them, faded and water-stained, were hundreds of my memories of Barnes Prairie yesterdays.

Today, Barnes Prairie has all but disappeared. Less than 20 percent of the rights-of-way, hedgerows, hay meadows and abandoned pastures that filled my childhood remain. My journal entries are among the few existing records of the land that was Racine County, Wis. They are currently being used by a conservation agency to benchmark change in southeastern Wisconsin. They may be used as a history of the land. They may spark conservation agencies to preserve what is left of this prairie land—the land I will continue to write about in my journal.

JOURNAL HABITS TO FOLLOW

USE A SMALL, EASILY CARRIED spiralbound book. If you're planning on writing only, lined paper is good. If you plan to write and draw pictures, get plain paper. Write in pencil or permanent ink; a lot of modern inks fade and run.


If you're a beginner, a good place to start your journal entries is on a field trip. Entries should include location, date, time, temperature, and a general description of the weather. Write down anything interesting that you or others have observed. If you're writing about a plant, note if it's single- or multiple-stalked, in a group, blooming or not. Include neighboring plants, soil conditions, animal or human disturbances. If it's being eaten or pollinated, record who or what's doing this. If you don't know the plant's name, and you've forgotten your key, make a sketch for

later identification. If you're writing about an animal, note its location and activity. If you don't know the species, describe and sketch it. You might be able to find it in a field guide later.

If you're a seasoned journal writer, you

may want to keep a journal in your car. Use it to record any sightings of native communities or native plantings. Take a survey of the plants and animals you see in these areas. If they are located on private property, make sure you get permission before doing this. Along with your survey, describe specific aspects about the community, or interactions of plants and animals. Describe any construction of roads, buildings, etc. around the natural area. If you get a chance to observe a native community

(continued on next page)



"One way to open your eyes is to ask yourself, 'What if I had never seen this before? What if I knew I would never see it again?'"
—Rachel Carson

August 1960.

The field behind the house.

You can tell it's August because grasshoppers are everywhere.

They come out of the ground and eat plants. When you catch one, they spit brown tobacco on your hand, so they can get away.

Mom always yells to wash my hands when I get in the house. She doesn't even see if they are dirty. She just says to do it.

**Babette Kis' journal entry
(4th grade)**



"I dressed
and went
for a
walk—
determined
not to
return until
I took
in what
Nature had
to offer."
—Raymond
Carver

(continued from previous page)
throughout the year, you might want to keep a record or list of different plants and animals you see by season. In summer or fall, go out in the evenings between 8:00 and 10:00 (take your flashlight) to find night-flying moths, orb weavers, katydids, night beetles and bats. On winter evenings, you may see meadow voles, skunk, raccoons and owls about. Before you make any night trip, get permission from the landowner and contact local law enforcement agencies.

You may want to rewrite your best journal entries. Do this within the week, while images are still fresh in your mind. Enter these in a separate notebook, or use a word processor. Compare and share your entries with fellow naturalists and conservation agencies. Journal notes are one of the best ways to document changes in our diminishing natural areas.

IF YOU WANT YOUR CHILD TO KEEP A JOURNAL ...

let them watch you make journal entries. Ask your preschooler what you should write about. After you finish your entry, read it to your child. If your child is older, combine journal writing with summer camp, field trips, nature studies.

Middle and high school students often do well with small notebooks like those adults use, but for younger children, ages 6 to 11, an 8½ x 11 spiralbound notebook often works better. Most younger children I've worked with don't like to draw on lined paper. If yours doesn't, consider buying a spiralbound book which has lines and drawing space on each page.

You can make a personalized journal for your child. On the cover, include your child's name, year and a description such as

Early June 1962.
Near the Country Club.
Shooting star's homes are grassy, sunny fields and under gnarly bur oak trees. They grow in rich black soil. Their pale green leaves come up at the end of April. They hug the ground to keep warm. I don't know why they come up so early. They are always eaten by rabbits, gray gophers and meadow voles. Now, tiny green caterpillars eat them. The caterpillars like to eat their petals and seed pods, too. Every year there are less and less shooting stars because farmers kill them by plowing closer to the edges of fences. And the roadsides are mowed. But this field has a lot of shooting stars. When I grow up, I am going to buy this land. Then the shooting stars will have a home forever.

**Babette Kis' journal entry
(6th grade)**

"Summer Journal," "Nature Journal," "Summer Adventure," "Plant and Animal Stories," etc. Let your child help choose the title of their journal and the color of the cover. Calculate the number of pages your child's journal will have by multiplying the number of times per week your child will write by the number of weeks or months the journal will be used. The 1996 summer journals we made had between 20 and 30 pages each. My summer class of second and third graders wrote in these journals once a week. At home, my 6- to 12-year-old children make entries twice a week. Design or buy pages that have space for your child's name, date, location, observa-



tion/notes and picture. After you finish your cover and sample page, have them duplicated and spiralbound at a quick-print shop.

Journal-keeping is most interesting during late spring through fall, so you may want to start during this period.

In your yard or a nature area close to home, have your child point out birds, bees, butterflies, caterpillars, flowers or

other plants and animals. When you and your child are looking at plants, you may ask: *Do they live in sun or shade? Are they tall or short? When do they bloom? How do the leaves and flowers feel?* For animals: *What are they doing? Is there more than one? Are they quick or slow? Are they out all of the time, or only at a certain time of day? Are they hunters or prey?*

After one or two of these field trips, the children I work with usually decide what they want to write about without prompting. Each time she's out, my 6-year-old usually writes one or two sentences and draws pictures. Give children in



Some larvae of Large Longhorn Beetles make a buzzing noise in dead pine trees as they feed.

second grade and older note-taking rules. My third and sixth graders are required to write at least one paragraph containing at least four sentences for each journal entry. I review everybody's writing after they've finished an entry or once a week, depending upon the child's age. I don't correct their sentences and spelling errors. I do have them explain vague sentences or logic. And I tell them they have sharp eyes when they state little-known facts. Every two weeks, I require my older children to choose one of their entries and write a page about it. To do this, they may have to make additional observations or use reference material. They write a draft, correct their spelling errors and sentences and arrange sentences into paragraphs. I encourage them to include pictures, graphs, lists, sketches, or other information in their report.

At the end of the summer, I congratulate all of the children on a job well-done. We read our favorite notes out loud to each other. In fall, I store my children's summer journals in a box in the attic. Over time, these journals will weather and wrinkle, like my childhood journals did. And, when my children leave, their journals will be waiting, should they wish to take them. ♡

—© 1996 Babette Kis

July 30, 1965.

The field behind the house.

The lighting bugs come out when the Compass plants start to bloom. There are three kinds. One is about half an inch long that make a single yellow flash. One is about three-quarters of an inch long and also has a yellow light. These are Photinus Beetles. Another kind is about three-quarters of an inch long and flashes green. This is a Photurus Beetle. Photinus and Photurus beetles spend their early lives underground. They need to live in moist soil with plants above them, not cultivated ground. That is why they are prevalent by the pond in back of the house.

When I was a kid, I caught fireflies every night. Sometimes in my hands, sometimes in jars. You can do that when you're a kid. The problem is the guys (teenagers in the neighborhood). If I see them, I'll tell them I'm looking for the dog. I'm going over the hill to catch lightning bugs. If they start to come with, I'll tell them to watch out for the spiders.

Babette Kis' journal entry
(high school)

A Phenological Calendar


	March	April	May	June	July	August	Sept.	Oct.
Bloodroot	28							11
Dutchman's-Breechs	31							15
Wild Ginger		8						26
Wild Geranium		8						12
Columbine		15						5
Jack-in-the-Pulpit		15						15
Shooting Star		17						30
Pale Purple Coneflower			30					5
Black-Eyed Susan			30					30
Evening Primrose				18				Nov. 3
Bergamot				28				9
Gray-Headed Coneflower					1			23
New England Aster						27		27

You say you're not ready to plunge in and write a full-blown journal?


Then at least get your feet wet by hanging up a clipboard diary. The example above shows the bloom dates of a few plants. You can chronicle many more species—including birds and insects. By noting the first day of an event, your senses will be heightened to that species' presence and disappearance. This will be helpful when making note of when to collect seed. Saved through the years, you'll be able to anticipate events, and you'll have a more accurate reference than memory alone to the effects of weather patterns.

Hey, anybody can lay claim to spotting the first robin of the season. How many people notice the last robin come fall?

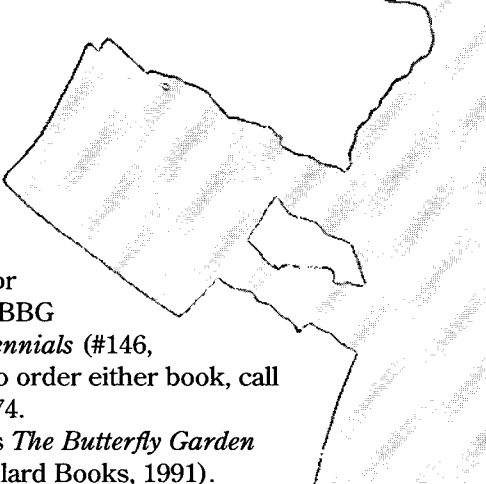
"Everything changes, and nothing is more vulnerable than the beautiful."
—Edward Abbey



Honeybees visit 250,000 flowers to make a pound of honey.



The butterfly's library



My favorite holiday gift is often a nature book. As winter blusters outside my window, I can lose myself in images of sunny meadows buzzing with insects. With the recent release of several wildlife gardening books, you, too, can pull up an armchair to the fire and dream about swallow-tails and coneflowers.

National Wildlife Federation brought out *Gardening for Wildlife*, by Craig Tufts and Peter Loewer (Rodale Press, \$29.95). These two experts on urban wildlife and native plants, respectively, cover birds, butterflies, and types of gardens (meadow, water, woodland). Fifteen NWF backyard habitats are profiled. Excellent resource, with good plant and butterfly lists, but only a few butterfly photos.

Natural Gardening by Jim Knopf, et al. (The Nature Company, \$24.95) has the feel of a nature journal, with sketches and observations that intrigue the reader but don't present comprehensive information. Regional plant guides follow.

Nature's Gardens, a Better Homes and Gardens book (Meredith Books, \$24.95) is aimed at the beginning wildlife gardener, with lush photos, garden profiles and sections on plants, birds and butterflies (with garden scheme and general plant information).

For in-depth coverage of plants and wildlife, you can't do better than *The Wildlife Garden* by Charlotte Seidenberg (University Press of Mississippi, \$15.95). This modest paperback, with attractive line drawings, is aimed at Southeast gardeners but is packed with details that give it wider appeal.

My own wildlife library began with *Your Backyard Wildlife Garden* by Marcus Schneck (Rodale Press, 1992). This colorful book covers a surprising amount of information, with several pages on common butterfly species, plant lists and regional gardens. Insects, birds, amphibians, reptiles and mammals are well-illustrated.

As you might guess, there are plenty of butterfly gardening books on the shelves, too. When asked to recommend a beginner's book, I suggest the large-format paperback I usually reach for: *The Butterfly Book* by Donald and Lillian Stokes and Ernest Williams (Little, Brown and Company, 1991). This user-friendly book contains plant lists (nectar and larval) in an introduction to

butterfly gardening, then gets serious about life cycle and identification of common North American butterflies.

Brooklyn Botanic Garden added *Butterfly Gardens: Luring Nature's Loveliest Pollinators to Your Yard* to its series of how-to garden books (handbook #143, summer 1995, \$6.95). The paperback includes an overview of garden design, life cycle, and butterflies and plants by region. Good inexpensive resource, but you might want to

supplement it with a butterfly guidebook for your region. Another BBG offering is *Native Perennials* (#146, spring 1996, \$7.95). To order either book, call (718) 622-4433, ext. 274.

A nice gift choice is *The Butterfly Garden* by Jerry Sedenko (Villard Books, 1991). Beautifully written and photographed, the book contains plant profiles by season, 26 common butterflies, and two detailed garden schemes. This book appeals to the senses; it continually reminds me why humans are fascinated with these ethereal creatures.

Other butterfly gardening books to look for include: *The Butterfly Garden*. Mathew Tekulsky (Harvard Common Press, 1985). One of the first, this paperback contains solid information, but no photos.

Butterfly Gardening: Creating Summer Magic in Your Garden. Xerces Society/Smithsonian Institution (Sierra Club Books, 1990). Essays by experts like Miriam Rothschild, plant and butterfly lists, but no photo identification.

Butterfly Gardening for the South by Geyata Ajilvsgi (Taylor Publishing, 1990). Serious but readable coverage of plants and butterflies, from Texas to Virginia.

Butterflies: How to Identify Them and Attract Them to Your Garden by Marcus Schneck (Rodale Press, 1990). Similar style to Schneck's wildlife book; attractively illustrated.

The Country Diary Book of Creating a Butterfly Garden by E.J.M. Warren (Henry Holt, 1988). If you like the Country Diary series, you'll love this; just remember that its focus is British flora and fauna.

How to Attract Hummingbirds & Butterflies (Ortho Books, 1991). Don't obsess about the source; text is quite informative.

For a fascinating read on butterfly behavior, try *Handbook for Butterfly Watchers* by Robert Michael Pyle (Houghton Mifflin, 1992). Respected naturalist Pyle writes with enthusiasm about viewing, attracting, rearing and protecting butterflies.

Many excellent field guides are available for identifying butterflies in your region; check with a bookstore or nature center like Audubon Society. More comprehensive books are *The Audubon Society Field Guide to North American Butterflies* (Robert Michael Pyle); *Peterson Field Guides: Eastern Butterflies* (Paul Opler) and *Western Butterflies* (J.W. Tilden & A.C. Smith).


For stocking-stuffers, try *Peterson First Guide to Caterpillars* (Amy Wright) and *Peterson First Guide to Butterflies and Moths* (Paul Opler). The Golden Guide: *Butterflies and Moths* (R. T. Mitchell and H. S. Zim) is good for adults as well as kids. —Claire Hagen Dole

Claire Hagen Dole is publisher/editor of *Butterfly Gardeners' Quarterly*, P.O. Box 30931, Seattle, WA 98103. You may subscribe to BGQ for \$8 a year.



My first Wild Ones column appeared in the March/April 1990 issue of *The Outside Story* (now known as *Wild Ones Journal*). To usher in the spring of 1990, Skunk Cabbage was appropriately featured, since it is the first wild flower to appear in the new year. Now, 38 columns later, I have been asked to share some of my sources for the folklore, medicinal use, and alternate names given to our native and alien plants.

Around 1980, with two or three books on folklore (my favorite being *Wildflower Folklore* by Laura C. Martin) I started my wild plant research. Over the years, I added many books to my personal library and much time was spent pouring through books at local libraries. I even spent time at the Memorial Library in Madison, Wis., including the mysterious ninth floor where the old, rare books are kept under lock-and-key. The librarian confiscated my purse and gave me the pencil and paper with which to take notes. I felt like a prisoner while I researched through those priceless old books, but it was worth it. UW's Birge Hall also held some eye-opening secrets. Many tidbits of information revealed in my columns came from the time I spent in Madison. This quote, from one of those old botany books, vividly stands out in my memory:



“We see that the most curious botanists have not concerned themselves about the virtues of plants at all; that many of the others who have written well on plants, have thought it no part of their subject.”

Over 200 books were used for my plant and insect research. At right is a list of some of my favorites. ✻

—Janice Stiefel
(shown along the banks of the Mullet River,
photo by Mary Lee Croatt)

Technical: The three-volume set of *An Illustrated Flora of Northern United States and Canada* by Britton and Brown and *Gray's Manual of Botany*, rewritten and expanded by Merritt Lyndon Fernald are my source for family names, alternate names, meaning of scientific names, plant description, and range.

Field Guides: My first wildflower book was *A Field Guide to Wildflowers of Northeastern and Northcentral North America* by Roger Tory Peterson and Margaret McKenny. You can tell by looking at my book that it has been well-used. *Wildflowers and Weeds* by Booth Courtenay and James H. Zimmerman was very useful. Its pictures are not good but usually they are clear enough to make an identification. Newcomb's *Wildflower Guide* by Lawrence Newcomb and *The Audubon Society Field Guide to North American Wildflowers* (Eastern Region) are very helpful. *Pods* by Jane Embertson is nice because sometimes you find a plant in its final glory and can't recognize it without a flower or leaves. This book will show you the seedpods. I have never found one book that has everything. My last resort is always Neil Luebke, assistant curator of botany at the Milwaukee Public Museum.

Field Guide to the Grasses, Sedges and Rushes of the United States by Edward Knobel is a starter for identifying grasses and sedges. *Walk Softly Upon the Earth* by Lisa Potter Thomas and James R. Jackson, Ph.D. will help with the mosses, liverworts and lichens. At least it's at a level that most of us can understand. I learned so much from that little book which is published by the Missouri Department of Conservation. Kevin Lyman, assistant curator of botany at the Milwaukee Public Museum has helped me go way beyond the book. *A Field Guide to the Ferns* by Boughton Cobb, *National Audubon Society Field Guide to North American Trees* (Eastern Region), *A Field Guide to Trees and Shrubs* by George A. Petrides, and *The Tree Key* by Herbert Edlin were very helpful in identifying trees and shrubs.

Folklore, Medicinal Use, Misc.: *Wildflower Folklore* by Laura C. Martin, *Just Weeds* by Pamela Jones, *Medicinal Wild Plants of the Prairie* by Kelly Kindscher, *Medicinal and Other Uses of North American Plants* by Charlotte Erichsen-Brown, *School of Natural Healing* by Dr. John R. Christopher, *Back to Eden* by Jethro Kloss, *Indian Herbalogy of North America* by Alma R. Hutchens. *A Modern Herbal* (2 vol.) by Mrs. M. Grieve, *American Medicinal Plants* by Charles F. Millsbaugh, *The Dictionary of Useful Plants* and *Using Plants for Healing* by Nelson Coon, *Stalking the Healthful Herbs* by Euell Gibbons, *The Scientific Validation of Herbal Medicine* by Daniel B. Mowrey, Ph.D., and *Heinerman's Encyclopedia of Fruits, Vegetables and Herbs* by John Heinerman.

Early Botanists: *Wildflowers Across America* by Lady Bird Johnson and Carlton B. Lees, *The Plant Hunters* by Tyler Whittle, *The Botanists of Philadelphia and their Work* by John W. Harshberger, Ph.D. and Peter Kalm's *Travels in North America*.

Meaning of Scientific Names: *Taylor's Encyclopedia of Gardening* by Norman C. Taylor (now out-of-print) and *Biological Names and Terms* by Edmund C. Jaeger, D.Sc.

Insects: *Butterflies Through Binoculars* by Jeffrey Glassberg, *The Butterflies of North America* by James A. Scott, and Peterson's *Field Guide to Eastern Moths* by Charles V. Covell, Jr. Some of the pictures in the moth book are in black-and-white, which makes them hard to compare to a live subject. Les Ferge, of Madison, helped me I.D. many of my collection of 200+ moth slides. Peterson *First Guides to Caterpillars* by Amy Bartlett Wright is the only book I've found that includes colored drawings and information on both butterfly and moth caterpillars. For those interested in the Order Odonata, *Guide to Common Dragonflies of Wisconsin* by Karl & Dorothy Legler and Dave Westover is now available. Some of my dragonfly photos are included in this book.

Favorite reads

"Nature and books belong to the eyes that see them."
—Ralph Waldo Emerson

"Wildflowers and Weeds and Plants of the Illinois Dunesland helped me in getting to know many plants I see along the wayside as I take long hikes or bike rides." —John Strehmel

Favorite Guides

Audubon Field Guides
Peterson Field Guides
Stokes Field Guides
Newcomb's Wildflower Guide
Wildflowers (House)
Weeds (Martin)
Wildflowers And Weeds
(Courtenay, Zimmermann)

Wildflowers of The Tallgrass Prairie (Runkel, Roosa)
Roadside Plants And Flowers (Edsall)
Plants of the Chicago Region (Swink, Wilhelm)
Plants of the Illinois Dunesland (Lunn)
Spring Flora of Wisconsin (Fassett)
Vegetation of Wisconsin (Curtis)
Grasses, An Identification Guide (Brown)
Grass: Field Guide to The Grasses, Sedges and Rushes of The U.S. (Knobel)
Pods: Wildflowers And Weeds in Their Final Beauty (Embertson)

**"Seed catalogs are a wealth of information."
—Chris Reichert**

"Noah's Garden is my favorite of all. It was so much fun to read and very inspirational." —Paula Dreeszen

Favorite Landscaping Books

The Bird Garden (Kress)
Growing And Propagating Wild Flowers
(Phillips)
Growing Wildflowers (Sperka)
Landscaping with Native Trees (Wilson)

Landscaping with Wildflowers (Wilson)
Landscaping for Wildlife (Henderson)
National Wildlife Federation's Guide to Gardening for Wildlife (Tufts, Loewer)
The Native Plant Primer (Ottesen)
The Natural Habitat Garden (Druse)

The Prairie Garden (Smith, Smith)
Prairie Propagation Handbook (Rock)
Requiem for A Lawnmower (Wasowski)
Taylor's Guide to Natural Gardening
Wildflowers in Your Garden (Ferreniea)
The Wild Lawn Handbook (Daniels)

"Journeys to Green Places is excellent. It explains the geology and history of the flora of Door County, Wis. Other regions would do well to imitate this book." —Mary Kedzie

More Inspirational Reading

**"Leopold must be reread regularly."
—Dorothy Boyer**

Bird Behavior I, II, III (Stokes)
The Butterfly Garden (Sedenko)
The Butterfly Garden (Tekulsky)
Creating A Hummingbird Garden (Schneck)
Earth in The Balance (Gore)
EcoPsychology (Roszak, Gomes, Kanner)
The Forgotten Pollinators (Buchmann, Nabhan)
The Gardener's Year (Capek)
Grow A Butterfly Garden (Potter-Springer)
Hedgemaids & Fairy Candles (Sanders)
Journeys in Green Places (Eifert)

Ladybugs, Tiger Lilies, Wallflowers (Hendrichson)
Let It Rot! The Gardener's Guide to Composting
(Campbell)
Nature in Winter (Stokes)
Noah's Garden (Stein)
A Sand County Almanac (Leopold)
The Secret Life of A Garden (Dalton, Smith)
Songs in Your Garden (Terres)
Tales of A Shaman's Apprentice (Plotkin)
Wild about Birds (Henderson)
A Wisconsin Garden Guide (Minnich)

"The Gardener's Year, originally published in Czechoslovakia in 1929, is a charming, humorous book of the timeless challenges the gardener faces through the seasons." —Mandy Ploch

Wildflower magazine emphasizes the conservation and horticulture of North America's native plants. Yearly cost for four issues is \$35. Mail your check to:

Wildflower-Subscriptions
Canadian Wildflower Society
4981 Hwy 7 East
Unit 12A, Suite 228
Markham, Ontario
L3R 1N1

About Ponds

Marilyn Buscher,
Windy Oaks Aquatics,
recommends:

Water in The Garden
(Allison)
Complete Pond Owner
(Nash)
Container Water Gardening
(Nash)

For & About Children

The Geography of Childhood (Nabhan, Trimble)
Growing Wild: Inviting Wildlife into Your Yard (Perenyi)

Dover Publications' fine coloring books make thoughtful gifts. Among the many are: *American Wild Flowers*, *Favorite Wildflowers*, *Common Weeds*, *Trees of the Northeast*, *Wetlands Plants And Animals*, *Birds of America*, *Butterflies*, *Insects*, *Small Animals of North America*. Inquire at your local bookstore or write Dover, 31 E. 2nd St., Mineola, NY 11501.


"We do not inherit the Earth from our ancestors, but rather borrow it from our descendants" is the aphorism that perhaps most aptly summarizes the life, lesson and legacy of Lorrie Otto. She is a tireless advocate of the concept that conservation begins at home, especially in the yard. *Newsweek* called her the "priestess" of the natural landscaping movement.

Lorrie views the vast expanse of urban and suburban development not so much as blight but as an environmental opportunity. She views the traditional suburban monoculture lawn as "immoral." Lorrie adds, **"If suburbia were landscaped with meadows, prairies, thickets, or forests, or combinations of these, then the water would sparkle, fish would be good to eat again, birds would sing and human spirits would soar."**

In the last decade the natural landscaping movement has taken root and spread from coast to coast. At the heart is Lorrie Otto.

Born in 1919 near Madison, Wis., where her family owned a dairy farm, Lorrie's love of nature traces back to the summer days when she would traipse behind her father guiding the horse-drawn plow, soil squishing up between her toes. She would study the grubs and worms. The farm stretched across three hills which her father had terraced by hand. Lorrie learned soil conservation and the necessity of land stewardship from her father. Years later, after earning a pilot's license, Lorrie flew over the family farm to see the lush and green hills she knew as a child, while adjacent hillsides lay bare with alluvial fans of brown mud stretched out from their bases.

After graduating from University of Wisconsin, Lorrie eventually moved to the Milwaukee suburb of Bayside to a home a block from Lake Michigan. The subdivision in which the Ottos lived was blessed with a 20-acre ravine called Fairy Chasm. In the late 1950s, plans were made to sell Fairy Chasm, cut down the trees and build houses. Lorrie was outraged! She went to



the local bookstore and bought every book on native plants and nature she could find. With some college courses in biology and her exhaustive reading, Lorrie turned naturalist, crusader, and teacher. Her decade-long battle to save the ravine ended in 1969 when The Nature Conservancy took title to preserve Fairy Chasm.

In the 1950s and '60s, Bayside, like many communities across the country, would spray DDT to control mosquitoes. Lorrie complained about the weekly spraying. She joined organizations, becoming a founding board member of

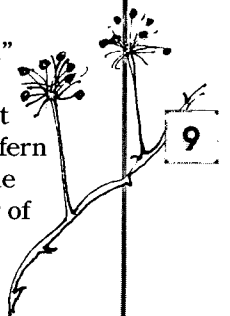
the Wisconsin Chapter of The Nature Conservancy and the Citizens Natural Resources Association. Lorrie, CNRA members and others led an assault on Wisconsin's use of DDT by initiating and sponsoring hearings. In 1970, they won! Wisconsin became one of the first states to outlaw the biocide. Lorrie's efforts carried east to Washington. Wisconsin Senator Gaylord Nelson was a sponsor of the federal law to ban DDT. He frequently quoted Lorrie in hearings on the proposed ban. In 1972, DDT was banned nationally.

Lorrie's conservation efforts never strayed far from her terrestrial roots. As she fought to save Fairy Chasm and ban DDT, she also turned her own one-acre yard back to nature. When the Ottos moved to Bayside, the front yard was all lawn with a bed of tulips and 64 Norway spruce trees. Wanting her children to learn the wonders of nature, Lorrie planted asters, goldenrod, and some ferns. She also cut down the spruce, much to the consternation of her neighbors. On the first Earth Day, 1970, Lorrie decided to reclaim her yard so that it would look as though her house had been "dropped onto the property."

Bayside officials, however, saw only weeds. Without notice, a village worker went out one morning and mowed down Lorrie's fern garden. She was outraged! Lorrie took up the fight to convince village officials of the error of their ways. Lorrie views natural landscaping

(continued on next page)

"Trend is not destiny."
—René Debos



(continued from previous page)

as a public good, not a health hazard. She prevailed on them, and the village paid her for the damage it caused.

Today, Lorrie's yard is featured in numerous garden books. It is listed as one of the 32 most beautiful gardens in *America's Woman's Gardens*. Ortho's 1990 hardcover *Successful Flower Gardening* chose six gardens to profile, one of them was Lorrie's.


Over the years Lorrie and others have helped homeowners win legal battles fighting unconstitutionally irrational weed ordinances. In 1979, after hearing Lorrie speak at a seminar, Ginny Lindow had a 'wild' idea to start an organization to promote the radical notion of using native plants to landscape city and suburban yards. Lorrie helped form Wild Ones then, has guided the organization through the years, and currently serves as program chair and is a national director.

Lorrie finds special pleasure in working with children. She works with schools to plant native plants instead of the all-too-common sterile lawns that encircle most of our learning centers. In a 1981 interview Lorrie mused, "What happens in a society when the young are not stimulated by the diversity of life? Since childhood we've been taught that one form of life depends upon another. In adulthood we, in turn, preach it to the young. Yet, in the areas where we could put our learning and teaching into practice—schoolyards, churches, hospitals, roadsides and, most obvious of all, our own yards—we neaten and bleaken, consistently and relentlessly destroying habitat for almost all life. It's as if we took off our heads, hung them up, and left them at the nature center."

In spring 1996, Wild Ones honored Lorrie at a gala dinner. A highlight was the tribute from Karen Winicki, principal of Indian Hill School, near Milwaukee. In 1993 Lorrie, along with Wild Ones, planted an outdoor natural landscape on the school grounds for youngsters to learn first-hand about natives and the interconnected web that binds all of Nature's elements. Indian Hill students, from the first day of kindergarten, see, smell, touch, learn and, hopefully in the end, respect and appreciate nature. Lorrie, like the fairy godmother in Cinderella, has spent a lifetime sprinkling her magic wand brimming with inspirational pollen; her seedlings are many, and from them more naturalists will sprout. ☸

—Bret Rappaport

THIS ISSUE IS DEDICATED to the memory of George Owen Otto (1949-1996), Lorrie's son. In one of his last letters to Lorrie, George wrote: "Now, as I grow older, I have done the basics and still am bewildered by life's mysteries and charmed by its temptations. I've had some time, and as I live on, I don't use up time, I gain the time that I have lived. My time is not This Moment or linear, it is cumulative. It's mine and I can think back on it. And when I die, I will have had a life, hopefully a thoughtful and honorable one."



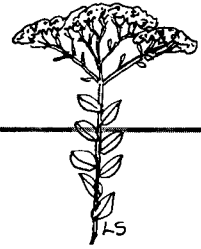
Annette Alexander, Lorrie Otto, Rochelle Whiteman, Bret Rappaport at a dinner honoring Lorrie's accomplishments.

THE LORRIE OTTO SEEDS FOR EDUCATION PROGRAM

Justice William O. Douglas, a staunch defender of the environment, once wrote: "Every school needs a nature trail; and every person—adult or young—needs a bit of wilderness, if wonder, reverence and awe are to be cultivated." It is with this notion in mind that the Board of Directors, at the suggestion of Director Rochelle Whiteman, created the Lorrie Otto Seeds for Education Fund. Lorrie's life work with students, young and old, has been to cultivate wonder, reverence and awe for Nature and all Her creatures. The Seeds for Education Endowment is off to a strong start, thanks to the generous contributions of many individuals and organizations. As we continue to build the endowment, awards will be given annually to deserving institutions of learning that plant outdoor classrooms of native plants. ☸

The following individuals have donated to the Seeds for Education Program. Wild Ones offers our sincerest appreciation to:

MARY THELEN, HUGH ILTIS, SUSAN & JERRY BELLEHUMENT, NANCY BALDWIN HILL, DEBORAH HARWELL, MARIE WALLAU, MR. & MRS. RICH PATTERSON, RITA KARAN, CHRIS REICHERT, DONNA HADGSON, MR. & MRS. HORACE TENNEY, JAY ROBERTSON, MOLLIE JEAN JUSTO, CARLA & JOE BROWNING, ANNETTE ALEXANDER, ALLAN & CARLEEN & JOAN ROBERTSON, MARK & ELLEN FEIDER, LESLIE GROVE, MARK THORKELESON, MR. & MRS. KARL RUFF, ELIZABETH WARNER, LYNN & DON VORPAHL, TULA ERSKINE, MARION & JACK COFFEY, MR. & MRS. WILLIAM CHAPMAN, RANDALL COOLEY, LUCIA WILSON, SHARON MORRISSEY, BETTY & ROBERT GREAVES, CONNIE SQUIER, BETTY RAY LARSON, DONNA GAGER, MARIETTE NOWAK, DEAN KLINGBEIL, LYNN SCHOENECKER, JINA & BRET RAPPAPORT, TRICIA OTTO, DAVID WISNER, MANDY & KEN PLOCH, ELSA ANKEL, DOROTHY & PAUL BOYER, PAT ARMSTRONG, JANICE & JOHN STEFEL, LINDA DORR, KATHERINE & RUSSELL RILL, GEORGE & SYLVIA BECKER, HELEN BENEDICT, JOAN WOLFE, JIM & PEG WATROUS, SAM & ROSALIE & REBECCA LEIB, HENRY REUSS, ANNE DAVIDSON-McNITT, MARGARET MARCHI, BABS BORTIN, MARSHA KRUEGER, D.M. & VIRGINIA CHRISTISEN, JOYCE STEPHENS, ROCHELLE & PAUL & LORELEI WHITEMAN, BARBARA & BRAD GLASS, DOT WADE, BARBARA BECKER, SLACK ULRICH, MILLICENT FICKEN, JUDITH LINDSAY, MICHAEL KOST, PAUL & PHILIA HAYES, BILL & GERT ROOTS, MR. & MRS. ROBERT BURKERT, ISABEL LILLIE, JANICE SODOS, JILL WIEDMANN, DORY VALLIER, MONNIE MESSINGER, JIM HODGINS, ZILE ZICHMANIS, SHARYN WISNEWSKI, MELINDA MYERS, JANE CARPENTER, JAN SERR, JOHN SHANNON, JANET NORTROM, MR. & MRS. LORON THURWACHTER, STEPHEN & IRENA MACEK, WINIFRED WOODMANSEE, SHIRLEY CONLON, ANNE & DEAN FITZGERALD, MOLLY FIFIELD MURRAY, CHARLOTTE & ED ZIEVE, MARLENE MALISOW, BARBARA GLASSEL, MARY BRYANT, JULIE LINEHAN, ELEANOR ROESSLER, JUDY TROMBLEY, KEN SOLIS, MARY E. STAMP, VIRGINIA BOLGER, POLY CRAMER, FREDERICK OTT, HAROLD & RUTH STEIN, HARVEY & JANET HOY, NANCY & ARTHUR LASKIN, NEIL LUEBKE, DAVID KINNAMON, JANET SCALPONE, FRED GERMAN, MARGARETE HARVEY, JANE BOLLER, SALLY & ANDY WASOWSKI, MRS. HAROLD SINGER, DR. STEVEN ULRICH, BEATRICE KABLER, DAVID KOPITZKE, MARY LEE & LLOYD CROATT, ZAIGA & STEPHEN MAASSEN; and the following organizations: THE LAND OFFICE OF DOWNERS GROVE (ILL.), RICHARDS SCHOOL OF WHITEFISH BAY (WIS.), ROCK RIVER VALLEY CHAPTER OF WILD ONES (ILL.), LIBERTY PRAIRIE CONSERVANCY OF LIBERTYVILLE (ILL.), SCHLITZ AUDUBON CENTER OF MILWAUKEE, THE EDMOND AND ALICE OFLER FOUNDATION, AND THE CITIZEN NATURAL RESOURCES ASSOCIATION.



A COUNTRY HOME

Coming off County Trunk PP, it's easy to miss Hilbert Road. But if you find it, turn south. The poor condition of the pavement forces travelers to go slow—which offers a better chance to enjoy the vistas.

Down a dip and over a small hill, on the west side is the home of Don and Lynn Vorpahl. When Don, a landscape designer, Lynn, a registered nurse, and their three children moved to the 10-acre 'gentlemen's farm' in east-central Wisconsin almost two decades ago, what they found was an old farmstead surrounded by a sea of field grass. There were 20 massive Boxelder trees sprinkled throughout, mostly near the barn and house and one lonely lilac. No understory. No diversity. Oh yes, and two acres of bluegrass lawn.

When we pulled up the gravel drive on a brisk September afternoon, my wife, four children and I found something quite different, something quite special. The bevy of Boxelders that surrounded the house had mostly been replaced. Shagbark Hickory, Burr Oak, Swamp White Oak, Hawthorn, Hop Hornbeam, and Kentucky Coffee Trees are there now. Off the entry walk is a 20-foot Black Maple, its bark splotched and speckled. An understory of Hazelnut, Leatherwood, Arrowwood, Pagoda Dogwood, Grey Dogwood, Golden Currant and other native shrubs create a natural layered look to the front yard. Beneath them are Wild Geranium, Violets, Strawberries, Ginger and ferns. The south part of the front yard is a prairie restoration now in its fourth year. The moist-to-wet soil plays host to Lobelia, Marsh Milkweed, Turtlehead, Blue Vervain, Coneflower, and Blazing Star. The asters were on the cusp of blooming. Bird and butterfly populations, once almost nonexistent, have exploded as their habitats have expanded.

The Vorpahl farm sits astride a gently sloping hill. Each spring, from wetlands west of the farm, at the bottom of the hill, an army of toads bound through the Vorpahl farm, across the path, by the Shagbark Hickories, Oaks and Coffee Trees and across the well-worn town road, up the hill to several ephemeral ponds about a half-mile away. There they join legions of Chorus Frogs and Spring Peepers to spend the spring and summer croaking, peeping, mating and whatever else toads and frogs do. In the fall, the procession is reversed as the amphibians hop downhill past the farm to their wintering wetlands. The

Vorpahls not only tolerate the annual migration, they look forward to relishing it. Having a natural landscape with native plants means more than pretty blooms and rare flowers. It means learning to accept that we are part of a community which includes toads and Spring Peepers.


A flagstone walk winds from the driveway through a handmade, brown, picket fence crafted years ago by Vorpahl's son, David. Coneflower, Nodding Pink Onion, Prairie Dropseed, and Gro-Low Fragrant Sumac (a naturally occurring dwarf) dot the sides of the path. Beech and Serviceberry abound.

The house was built in 1849 with a warmth and charm that still wraps its arms around you. In the kitchen, beneath a beamed ceiling hung with drying herbs, Lynn treated the children to fresh strawberries, uncooked snap peas and string beans from the quarter-acre vegetable garden. Two-year-old Cassidy kept reaching her hand up on the counter for more "stawburries." The fresh food feast continued in the garden as the four traipsed down the rows sampling grapes and more snap peas straight off the vine. Another strawberry or two, more string beans. As the four munched, off in the distance there were Sandhill Cranes taking flight.

The barn, built in 1903, comes complete with a cement silo. In the large oak-timbered hayloft, Don explained how the Foolish Pretenders, an amateur theatre company, used to perform to a crowd seated on hay bales. During one performance of *Our Town*, a mother cat wandered into the barn, followed by her kittens. To the front row of the barn she strode, and dropped a recently expired mouse from her jaws. She and her kittens then enjoyed a bit of dinner theater.

To the north of the barn Don showed us a large-scale prairie restoration. Five years ago he plowed under 2½ acres of old field grass and then broadcast-seeded the soil with a tallgrass prairie mix. As he pointed to the swales and noted how different plants were succeeding within given micro-climates, a rainbow-colored hot air balloon passed by. The sun setting in the west, the moon beginning to rise in the east, a slice of tallgrass prairie at the foot and a balloon gently sailing overhead—what more need be said? ☸

—Bret Rappaport



Restore Your Natural Environment

PLANT A HABITAT

with *Wildflowers & Prairie Grasses*
from **PRAIRIE NURSERY**

Call for our color Catalog & Growing Guide

608-296-3679

Or send \$3 to P.O. Box 306WO Westfield, WI 53964



Take a walk in our wildflowers! Free Nursery Tours 1 hour north of Madison on HWY 51. Call for Tour Dates.

WILD ONES YARD SIGNS

Wild Ones' weatherproof aluminum yard sign proclaims "This Land Is in Harmony with Nature." The sign is enameled with a white border, beige background, black printing and a scratch-board-effect coneflower over a purple field. It measures 7"x10" and has mounting holes for securing to a support. No hardware is included.

Each sign costs \$18 (plus \$3 shipping and handling). Checks for \$21 should be made payable to Wild Ones. Mark the envelope "Sign" and mail to Wild Ones, P.O. Box 23576, Milwaukee, WI 53223-0576. Signs will be sent by first-class mail. Signs will be sent promptly if in stock. You will be notified only if there will be a significant delay.

Bulk orders will be accepted from chapters only. For bulk orders, remit \$20 per sign to the same address. Bulk orders will be sent to one address.



Native Plants and Seeds

- ☆ Fine selection of potted prairie, savanna, and woodland plants available in season.
- ☆ Seed-grown *Spiranthes* and other native orchids; please inquire.
- ☆ Clean and affordable forb seed.
- ☆ All plants and seeds grown by us to assure quality and local genotype.

Now is the time to arrange for next Spring's custom propagated seedlings! Farm visits by appointment only please.

55920 Lehman Road
Baraboo WI 53913
608-356-0179

KETTLE MORaine

NATURAL LANDSCAPING



- Quality native seed for Southeastern Wisconsin
- Consulting & management services
- Custom seed mixes for prairie landscapes
- Experience with residential, school and commercial plantings

CONNIE RAMTHUN
W996 Birchwood Drive
Campbellsport, WI 53010
(414) 533-8939



Please call for more information regarding the wide variety of products and services available.

BIOLOGIC Environmental Consulting

Restoration Plans for
recreating prairie, woodland,
or wetland in the back yard
or the back forty

Ecological Land Surveys:
Find out about your property's
flora, fauna, soil, natural
history, and ecological health

Site-Specific Management
Plans to protect, preserve
and enhance the natural
character of your land

Services for rural, urban and
commercial areas

122 Nygard Street
Madison, WI 53713-2020
(608) 256-4401

ENDERS Greenhouse

Anne Meyer, Owner
104 Enders Drive
Cherry Valley, IL 61016
(815) 332-5255
Rockford Area



Send for Native Plant List
**200 species of
Native Plants**



Nursery Grown Wildflowers


—Native midwestern plants of
woodlands, prairies and wetlands

—Perennials, shrubs and vines

For appointment or tour
call 608-935-3324

For a catalog please send 50 cents
and your name and address to:

Little Valley Farm
Dept. WO
5693 Snead Creek Rd.
Spring Green, WI
53588



9738 OVERLAND ROAD
MT. HOREB, WI 53572-2832
608/437-5245 • FAX 608/437-8982

EVERYTHING FOR BEAUTIFUL PONDS
AND STUNNING AQUASCAPES



Waterlilies (50 varieties) - hardy & tropical
Marginals (150 varieties) - hardy & tropical
Pond Fish - koi * golden orfes * shubunkins
Accessories - koi nutrition * aquatic fertilizers
Water Gardening Design
Consulting * Installation * Landscaping

WINDY OAKS AQUATICS

W377 S10677 Betts Road
Eagle, WI 53119
Phone * Fax
(414) 594-3033
Retail Catalog \$1.00

The front forty

Food for thought:

If rules weren't meant to be broken, there would be no Wild Ones.—J.C.

Last spring Curt and I decided to make the Front Forty a little larger. This time Curt wanted to try something a little different. When he dug out the area to be planted, he dished out about five to six inches of soil, creating a slightly sunken area. This area catches some of the lawn run-off water when it rains, creating some good-sized puddles for the types of plants that will not only tolerate wet feet but seem to thrive on them.

It was up to me to come up with the plants for this area. I had some New Jersey Tea I had planted in the yard two years ago that was barely hanging in there, in fact, the original five were down to two. I decided they couldn't do any worse, so I plopped them in the depression and even went down another two inches with them.

They tripled their size this year and developed full-size leaves for the first time.

Next, I had some Cardinal Flowers that had been doing very well in the shade of my front porch until I moved some of them last year to the Front Forty. I learned a good lesson on that one; when I moved the plants, I broke up the large grouping, thereby making it impossible for their pollinators to find them. When I moved them to the dished-out area, I put in 20 little plantlets and from that 15 made it through the summer and they received good pollination. We are also trying the statuesque Cupplant in the area, which I usually don't recommend for front yards, but I am hoping it will work with ours since we have a large, slightly sloping front yard and a two-story home. —Judy Crane

The meeting place

NOTE: The January-February issue of this newsletter will be replaced with the Wild Ones Handbook.

Check your chapter newsletter for meeting dates or call the chapter contacts listed on the back cover of this newsletter.



ILLINOIS

NORTHERN ILLINOIS CHAPTER

Chapter meets the third Thursday of the month at the College of DuPage, unless otherwise noted. Call Pat Armstrong for info, (708) 983-8404.

Nov. 14—Peter MacDonough, Kestral Design Group, discusses landscaping for wildlife.

ROCK RIVER CHAPTER

Meet at various locations. Call Jarrett Prairie Center, Byron Forest Preserve at (815) 234-8535 for info.

Nov. 21—7-9 p.m., Jarrett Nature Center. Seed exchange. Screening, planting techniques.

KANSAS

Chapter meets monthly. Working on weed ordinance, developing tours. Call Michael S. Almon for info, (913) 832-1300.

OHIO

COLUMBUS CHAPTER

Meetings held in Rm. 116, Howlett Hall on Agriculture Campus/Ohio State University, unless otherwise noted.

Nov. 9—9:30-11:30 a.m. Field day in our Wildflower Garden at Chadwick Arboretum. Meet in our area of Van Fossen Wildflower Garden (just east of Ag Engineering Building. Bring gloves, tools.

Dec. 5—6-9 p.m. Agriculture Administration building, OSU campus, 2120 Fyffe Rd. Holiday party in conjunction with other horticultural clubs. Pot luck dinner.

WISCONSIN

FOX VALLEY AREA CHAPTER

Meetings held at Fox Valley Regional Fire Training Center, Neenah, 7 p.m., unless otherwise noted.

Nov. 21—Nat'l President Bret Rappoport presents "How to Naturally Landscape without Aggravating Neighbors and Village Officials."

GREEN BAY CHAPTER

Meetings held at Green Bay Botanical Garden, 7 p.m., unless otherwise noted.

Nov. 13—Seed exchange, business meeting, election of officers, general discussion.

MADISON CHAPTER

Meetings held at McKay Center in UW Arboretum, 6:30 p.m., unless otherwise noted.

Nov. 21—Greg David, organic farmer/caretaker of Prairie Dock Farm, slide show, prairie specimens. Bring potluck dish to share, your own plate/cup/utensils. Seed exchange. Annual election.

MILWAUKEE—NORTH CHAPTER

Meetings held at Schlitz Audubon Center, second Saturday of the month, 9:30 a.m., unless otherwise noted.

Nov. 9—"Water Gardens" presented by Rochelle Whiteman and Annette Alexander. Election of '97 officers.

Dec. 14—Speaker: Bob Ahrenhoerster. Bring food for potluck. Seed exchange.

MILWAUKEE—WEHR CHAPTER

Meetings held at Wehr Nature Center, second

Saturday of the month, 1:30 p.m., unless otherwise noted.

Nov. 9—"Water Gardens" presented by Rochelle Whiteman and Annette Alexander. Election of '97 officers.

Dec. 14—Speaker: Bob Ahrenhoerster. Bring food for potluck. Seed exchange.

Natural Landscaping Conferences

FOX VALLEY AREA WILD ONES
"IN HARMONY WITH NATURE"

SATURDAY, JANUARY 18, 1997
OSHKOSH CONVENTION CENTER

For information call Carol at (414) 233-4853.

Note: Held in March this year!

SATURDAY, MARCH 8, 1997
WISCONSIN ROOM
UW-MILWAUKEE

Preregister or register in person at the conference. Send \$25 per person along with your name, address, daytime phone number and make checks payable to:

MILWAUKEE AUDUBON SOCIETY
P.O. Box 141

CEDARBURG, WI 53012-0141

You must include an SASE if you want tickets sent to you before the conference. Call (414) 375-1565 for further info.

WILD ONE TURNED LUNATIC

Choosing between traditional and natural landscaping style is only as different as night and day—which, you know, is a continuously gradating process, not an either-or.

Landscaping with native plants does not limit your choice of designs. You can incorporate European garden traditions with true American plants, if that's what pleases your eye and suits your home landscape. Case in point: the moon garden.

The moon garden is merely one in which there are white flowers. White blossoms glow by the light of the moon when all the other colors have faded into the shadows. Is there a place in your yard for lovers to stroll by Luna light? Are firepits allowed in your neighborhood around which you sit with friends and toast marshmallows? Then you deserve a nearby moon garden—and the night-time pollinators will appreciate it, too.

No matter where in the nation you live, you can turn to a local field guide and shop through the white section (most field guides segregate listings by flower color), this is, in effect, your planting guide. Listed at right are several desirable species. Depending on your disposition about cultivars of native species, you might also seek out the 'unnaturally' white Coneflower (*Echinacea purpurea alba*), Spiderwort (*Tradescantia ohiensis alba*), Columbine (*Aquilegia 'Kristall'*), and Liatris.

Dust off those traditional landscaping books. See if you can create a native-for-Eurasian substitution list. If you want a formal, rock, cottage, knot, herb or edible garden, why not do it with natives? ♡

—Joy Buslaff

White False Indigo
Baptisia leucantha

Pearly Everlasting
Anaphalis margaritacea

Flowering Spurge
Euphorbia corollata

New Jersey Tea
Ceanothus americanus

White Turtlehead
Chelone glabra

Smooth Penstemon
Penstemon digitalis

Heath Aster
Aster ericoides

Boneset
Eupatorium perfoliatum

Wild Quinine
Parthenium integrifolium

White Snakeroot
Eupatorium rugosum

Rattlesnake Master
Eryngium yuccifolium

Culver's-Root
Veronicastrum virginicum



ILLUSTRATION: AMEE KUEHL

"All those little fiddles in the grass, all those cricket pipes, those delicate flutes, are they not lovely beyond words when heard in the midsummer on a moonlit night?"

—Henry Beston

Wild Ones Membership


Name _____
Address _____
City _____
State/ZIP _____
Phone _____
Please check: ☐ new ☐ renewal ☐ new address

BASICALLY WILD!-\$20 WILDER!-\$30 WILDEST!!!-\$50+

Amount enclosed _____

If attending meetings, please write in meeting location preference (select from chapters listed on back cover) _____

ENTIRE MEMBERSHIP FEE IS TAX DEDUCTIBLE



Wild Ones Gift Membership

My name _____
Occasion for gift _____

Please send a gift membership to:

Name _____
Address _____
City _____
State/ZIP _____
Phone _____
Please check: ☐ new ☐ renewal ☐ new address

BASICALLY WILD!-\$20 WILDER!-\$30 WILDEST!!!-\$50+

Amount enclosed _____


If attending meetings, please write in meeting location preference (select from chapters listed on back cover) _____

ENTIRE MEMBERSHIP FEE IS TAX DEDUCTIBLE

PLEASE SEND CHECK TO:

Wild OnesSM

P.O. Box 23576, Milwaukee, WI 53223-0576



WILD ONES—NATURAL LANDSCAPERS, LTD.
P.O. BOX 23576, MILWAUKEE, WI 53223-0576

NON-PROFIT
ORGANIZATION
U.S. POSTAGE
PAID
MILWAUKEE, WI
PERMIT NO. 4016

5/97

IL 61016

DATED MATERIAL



TIME TO RENEW???

Check your mailing label above for membership expiration date.

Send a \$20 check (or a larger donation is much appreciated) to Wild Ones, P.O. Box 23576, Milwaukee, WI 53223-0576 (covers all in household). Notify us if you move, so we may update your address (bulk mail is not forwarded).

Wild Ones—Natural Landscapers, Ltd. is a non-profit organization with a mission to educate and share information with members and community at the 'plants-root' level and to promote biodiversity and environmentally sound practices. We are a diverse membership interested in natural landscaping using native species in developing plant communities.

Wild Ones—Natural Landscapers, Ltd. was incorporated in 1990 in the State of Wisconsin, under the Wisconsin Non-Stock Corporation Act for educational and scientific purposes. Wild Ones is a non-profit, tax-exempt corporation under Section 501(c)(3) of the Internal Revenue Code and is publicly supported as defined in Sections 170(b)(1)(iv) and 509(a). Donations are tax deductible as allowed by law.

PRESIDENT

BRET RAPPAPORT
(312) 845-5116

VICE PRESIDENT

MANDY PLOCH
(414) 242-2723

SECRETARY

PAT BRUST
(414) 529-4101

TREASURER

DOROTHY BOYER
(414) 375-3913

MEMBERSHIP DIRECTORS

NANCY BEHNKE
(414) 541-7465
ANN PLOCH

PROGRAM DIRECTOR

LORRIE OTTO
(414) 352-0734

WILD ONES JOURNAL IS PUBLISHED BI-MONTHLY BY
WILD ONES—NATURAL LANDSCAPERS, LTD., MILWAUKEE, WIS.

EDITORIAL AND ADVERTISING INTEREST IS WELCOME. CONTACT:

JOY BUSLAFF, EDITOR

S89 W22630 MILWAUKEE AVE., BIG BEND, WI 53103
(414) 662-4600 (VOICE/FAX)

CHAPTER CONTACTS

ILLINOIS

NORTHERN ILLINOIS
PAT ARMSTRONG
(630) 983-8404
VICKI NOWICKI
(708) 852-5263

ROCK RIVER VALLEY
MARY ANNE
MATHWICH
(815) 332-4367

NE ILL./SE WIS.
PRAIRIE CROSSING
KARIN WISOL
(847) 548-1650

KANSAS

LAWRENCE
MICHAEL ALMON
(913) 832-1300

MICHIGAN ANN ARBOR

ROBERT E. GRESE
(313) 663-4047

OHIO COLUMBUS

JOYCE STEPHENS
(614) 771-9273

OREGON/ WASHINGTON

GREAT NORTHWEST
LEIGH RAPPAPORT
RENE CORBIN
(503) 771-6320

WISCONSIN

FOX VALLEY AREA
DONNA
VANBUECKEN
(414) 730-8436

GREEN BAY
KIT WOESSNER
(414) 336-7064

MADISON

LAURA BROWN
(608) 274-9367

MILWAUKEE-NORTH
MANDY PLOCH
(414) 242-2723

MILWAUKEE-WEHR
MARY ANN KNIEP
(414) 421-3824