

The Outside Story

newsletter for natural landscapers

Vol. 8, No. 4

July - August 1995

One Dollar

Once admired for beauty, then destroyed, prairies again in favor

"The country about Chicago for the distance of twelve miles is mostly a low prairie covered with grass and beautiful flowers. Southwest from the town this is not one tree to be seen," Colbec C. Benton wrote in the 1830's. Chicago was built on a prairie. Vacant lots were prairie in the old days, and children told their mothers they were going out to play in the prairie.

Generations passed. More and more of the city was built up; tidy lawns replaced the ragged beauty of the prairie. The use of heavy equipment in building, the impact of thousands of feet, the introduction of alien (evolved in Europe or Asia) rank, aggressive weeds, and the wide-spread use of herbicides changed the character of the plants growing in waste places like vacant lots or yards of run-down and abandoned buildings.

The beauty and variety of prairie dwindled. As an ecosystem prairie was almost completely destroyed. Of the billion acres estimated to have been covered by North American prairie, less than one/one-hundredth of one per cent remained a mere 100 years after settlement. Uncared for areas became weed patches instead of the fine-tuned matrix of highly evolved native plants.

It was the same story all over Illinois, the Prairie State. French explorers described much of the state as a beautiful grassland sprinkled with showy flowers, attractive shrubs, and abundant game. Early settlers were equally overwhelmed by the splendor of the prairie.

"The first view of a Michigan prairie is Delightful. . . but the first

view of the Illinois prairie is Sublime. I may almost say awfully Grand." wrote Morris Sleight to his wife on July 9, 1834.

Although the land was extremely fertile, the dense roots of the prairie plants made it difficult to plow. "Breaking the prairie" was a struggle that led to the invention of better farm machinery and the "making of men out of boys." The subduing of the prairie changed the land, the plants, and the people who lived there. Anything that was not corn or soybeans or lawn grass or garden flowers became the enemy to be controlled or destroyed. Prairie was perishing in the Prairie State.

In the early 1930's, the Illinois state legislature introduced a bill to preserve a sample of tallgrass prairie. A legislator who supported the bill asked where he might find an unplowed prairie to see and show to his family. No one knew, and a few days later it was discovered that the last suitable tract had just been plowed. That was the end of the prairie park for the Prairie State.

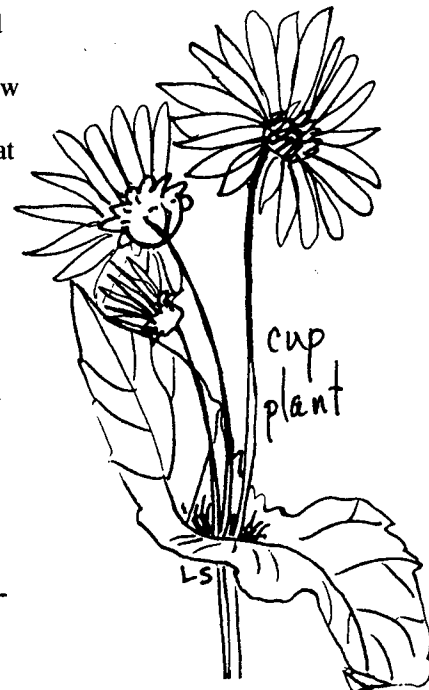
Like so many things in this world, we don't often realize the value of things until they are gone. Today, tens of thousands of people are interested in prairie. A number of prairie and natural landscaping workshops and conferences draw large crowds. Lady Bird Johnson started the National Wildflower Research Center in Texas to promote the use of native wildflowers in roadside beautification.

President Clinton signed a memorandum after his 1994 Earth Day address which directs federal

agencies to improve landscaping practices on federal grounds and in federally-funded projects by using regionally native plants for landscaping, following construction practices that minimize adverse effects on natural habitats, and practicing water-efficient methods. It seeks to prevent pollution by reducing fertilizer and pesticide use. It also encourages the creation of outdoor demonstrations using native plants.

Several recent books have helped to enlighten people: *Requiem for a Lawnmower* by Sally and Andy Wasowski; *Noah's Garden* by Sara Stein; and *Redesigning the American Lawn* by F. Herbert Bormann, Diana Balmori, and Gordon T. Geballe.

(Prairies, continued on page 3)



Books of interest for summer reference and reading

Last winter when we surveyed members to find their most useful and used plant identification guides, although nearly a hundred books were mentioned, the four most popular were: *A Field Guide to Wildflowers* by Peterson and McKenny; *Wildflowers and Weeds* by Courtney and Zimmerman; *The Audubon Society Field Guide to North American Wildflowers* by Niering and Olmstead and *Newcomb's Wildflower Guide*.

We're told a good book on Chicago forest preserves is entitled *Miracle under the Oaks*. Another book of note is *The Wild Yard Handbook: Alternatives to the Traditional Front Lawn* by Stevie Daniels (Macmillian, 1995) which includes material on selecting, installing, maintaining prairies and woodlands. The book lists Wild Ones as a excellent resource.

Another new publication that is of special interest is the *Time-Life Complete Gardener Series: Low Maintenance Gardens* published this year. The Julie Marks' wildflower-covered berms in Bayside, Wisconsin, are shown in a two-page color photo spread.

PRAIRIE NURSERY

*Native Wildflowers
& Prairie Grasses
for natural landscapes & gardens*

*Beautiful, low-maintenance habitats
to attract butterflies & songbirds.*

24 years of providing top quality

- Custom Seed Mixes
- Garden Plant Collections
- Professional Design & Consultation

608-296-3679

Send \$3 for a 2 year subscription to our color catalog.
P.O. Box 306, Dept. WO, Westfield, WI 53964

the Front Forty . . .

This May, I accompanied Jan Koel and Kerry Thomas on a preliminary survey of the site for our annual spring plant rescue. The location was a woodland that is going to be developed into yet another subdivision.

We started our little trek into the woods near Kerry's home on a warm, spring day. With exclamations of joy, we noted mayapple wild leek, wild geranium and all the other wonderful plants we would be saving. After walking a while, we came upon some spring beauty with its lovely, little pink flowers. As we looked up from admiring this plant, I saw one of the most beautiful sights I have ever seen in my life. The gently sloping land was covered in flowering bloodroot. There had to be thousands upon thousands of these beautiful little flowers going down the slope ending at the bottom with a mass of spring beauty. We had no camera with us to record this spectacular sight, but Kerry and I both said we'd be back later to photograph it.

Well, two days later with camera in hand I headed over to the site. What a shock to find instead of a calm, peaceful, woods with gorgeous flowers, I was greeted by a huge machine cutting down trees and flicking them aside with as much care as if they were dandelions. I drove over to the other entrance hoping I could still get to photograph the bloodroot. It was a much longer walk that way, however, I figured it would be worth the extra effort. When I finally got there, I found trees in that area had already been sheared and dropped over those delicate, little plants. Food for thought: *When trees are felled in the forest and we are there, why don't we hear it?*

Recently, Amy Belle School (K-5) in Germantown, Wisconsin, dedicated their new prairie. The children had a contest to name the area and the winning entry was E.D.E.N. The letters stand for Educate, Discover, Earth, and Nature. Candice Engelke, teacher and Wild Ones member, was the guiding force behind the project. She received help from the school's principal, fellow teachers, parents, and community members. — Judy Crane

GLORIA S



GARDENS

LANDSCAPE DESIGN
AND CONSULTATION

GLORIA STUPAK

11018 N. HEDGEWOOD LN.
MEQUON, WI 53092
(414) 242 - 4157

(Prairies, from page 1)

Going back to nature by using native plants in home landscaping, having a natural lawn instead of a short, mowed, chemically-treated lawn, creating butterfly, prairie, or woodland gardens are becoming popular things to do.

Prairie restorations began in the Midwest at the University of Wisconsin's Arboretum in Madison in the 1930's, but didn't start to become copied until the sixties or early seventies.

Yet, individuals who care about the earth have become entangled with weed ordinance violations. City councils and code-compliance officers, as well as neighbors who don't like the looks of something different, and homeowners who want to grow native plants are trapped by weed ordinances which legislate against "wildflowers" as well as "weeds." Almost nobody wins.

One by one people all the over the Midwest have won the victory in court to grow the plants of their choice in their own yards. Municipalities are rewriting weed ordinances to get rid of ambiguities and reflect the current need to allow natural landscapes instead of mowed lawns. Long Grove, Illinois, has completely abolished any weed ordinance and actually encourages citizens to plant natural landscapes instead of lawns.

We are making progress, but there's still a long way to go. We need to educate the public and our city officers and council members. Native plants are not weeds! They are actually better for the environment, better for public health, better for threatened wildlife, and better for saving water and energy. We need to urge municipalities everywhere to adopt weed laws which allow for, and even encourage, the establishment of natural landscapes in our yards and parks. Maybe then, our children and our children's children will know what it is like to play in the prairie.—
Patricia K. Armstrong

Lorrie's Notes . . .

Should we mix native plants with non-natives?


Recently I was a panel member at a Brooklyn Botanic Garden conference in New York, where I was given 13 minutes to make the case for the purist approach to native plants. The question was asked, "Should we combine natives with non-native plants in borders and gardens?" My suggestion was to be true to companion planting for aesthetic reasons based on ecological logic (or is that 'eco-logic')?

Many members remember seeing my slide of a rabbit with fake antlers. When this image appears on the screen, audiences shift in their seats and then, hesitant, embarrassed laughter ripples through the room. However, everyone sits quietly staring at the next slide which shows a clump of yellow lady slippers and white trilliums at the base of a tree surrounded by lawn and bordered by a city sidewalk. One wonders why giggles aren't provoked when this incongruous combination is viewed. Could it be distress about the thought of holes left in the woods where these were dug? Is it concern that no pollinator will find these flowers so they can make seed? Is it the realization that the lady slipper will die when separated from its woodland soil fungi? Or that car exhaust and street dust will interfere with transpiration of the broad, begging trillium leaves? As the two lonely plants on death row fade away, a new slide flashes on the screen showing a lush, Wisconsin woods. Speckled over the background of *Isopyrum* in the lowland and *Anemonella* on the drier slopes, is a collection of blooming plants which rivals any human-contrived living museum. This is a place where Girl Scouts have won badges after identifying twenty of thirty blooming, native wildflowers.

The next photograph is of the adjacent woods where a gardener has planted hundreds of daffodils throughout the area. Their brilliant yellows which are so appreciated in our cutting gardens become garish and overpowering in the ancient landscape. Who sees the bloodroot, the Dutchman's breeches, the furry hepaticas, the rues, the anemones, the trout lilies, or the wood betony? The woodland has been dressed like a clown to titillate the casual observer while distressing the naturalist who sees the disruption of the symbiotic relationship between plants which have been evolving together for so long. There is no way a yellow *Aureolaria* can be transplanted away from an oak tree, or the *Castilleja* or betony away from its host plants. On the other hand, many wildflowers grow very well in their formal garden prisons.

Our eyes can become conditioned to appreciate companion plantings in wild habitats. Although, we may not understand why these plants have drifted together, we can learn to respect that evolution. And so, we cringe when we return home from such excursions to see hosta beside hepatica under an oak tree. It becomes as irritating as nail scratching on a blackboard!

The more we know and experience natural systems, the more intolerant we become of the non-natives mingling with natives. —Lorrie Otto



Black-eyed Susan

GOLDTHREAD

(*Coptis trifolia groenlandica*)

Family: Ranunculaceae (Crowfoot or Buttercup)

Other Names: Yellowroot, Canker-Root, Vegetable Gold, Coptis, Mouth-Root, Dye Root, Yeller Root, Golden-Seal.

Habitat: Damp mossy woods and bogs.

Description: Solitary white flowers and lustrous, evergreen basal leaves rise from a thread-like, yellow underground stem. The flowers are ½ in. wide with 5 to 7 white, petal-like sepals and very small club-like petals. There are numerous stamens and several pistils. The leaves are 1 to 2 in. wide, all basal, palmately divided into 3 leaflets with scalloped, toothed margins. **Height:** 3 to 6 in. **Flowering:** May to July



Author's Note: I have never found Goldthread growing on our land in Sheboygan County, however, it does flourish on the property we own in Door County. (You may recall, I mentioned in one of my columns last year that my husband, John, and I bought a 40-acre parcel.) We plan to keep this land as naturally wild as possible. The pond that had been started when we purchased the property, has now been completed. We have planted native seeds around its edges

to prevent erosion and to discourage "aliens" who may be contemplating a move to less competitive, roomier quarters.

Comments: Although its flowers are small, patches of glistening, evergreen leaves catch your eyes. Fall was supposedly the ideal time for collecting roots and as late as 1908 they brought a relatively high price. In 1807, it is recorded that the Indians stained their porcupine quills and feathers with a yellow dye made from the roots. Canadians used the roots and leaves to die skins, wool and flax yellow.

Surrounding the wet meadow, that includes the pond, is the most intriguing, untamed conglomeration of utopia one could ever imagine. The White Cedar, Tamarack, Black Spruce, Hemlock, Balsam, Birch, Aspen, and Pine forest hosts a myriad of wildflowers like — Showy Lady's-Slipper, Yellow Lady's-Slipper, Wild Strawberry, Dwarf Raspberry, Twinflower, Starflower, Clintonia, Wood Nymph, Purple Gerardia, Brook Lobelia, Pale Spike Lobelia, Blue-Eyed Grass, Fringed Polygala, Grass-of-Parnassus, Hooded and Twisted Lady's Tresses, Fringed Gentian, Bunchberry, Palmate-Leaf Sweet Coltsfoot, Shinleaf and Round-Leaved Pyrola, Northern White Violet, and many yet to be discovered. Royal, Bulblet, Marsh, Cinnamon, and Maidenhair Ferns, and Dwarf Horsetail; along with intricate and delicate mosses, club mosses, liverworts, lichens, and unusual fungi add to the measureless variety of flora in this unique environment.

Medicinal Use: Indians and colonists chewed the underground stem to treat mouth sores. It was also made into a tea for use as an eyewash. A decoction made in conjunction with Goldenseal (*Hydrastis canadensis*) has been found to destroy the appetite for intoxicating liquors. In New England it was valued as a local application for thrush in children. It was recorded in 1785 that the roots were frequently used as ingredients in gargles for sore throats.

In the middle of this botanical paradise, is a 3-acre open field filled with Indian Paintbrush (*Castilleja coccinea*), several alien species, plus native wildflowers that we have introduced. On warm summer days, many species of butterflies (including the Bog Copper, Indian Skipper and Arctic Skipper), moths, damselflies, skimmers, and dragonflies drift along the meandering pathways that we have created through the woods, the open field and around the pond. This area is also the home of the Federally-endangered Hines Emerald Dragonfly.

A 1945 French Canadian translation says, "The boiled roots are used for serious colds and respiratory troubles. A linen is soaked in a tea of the plant and applied to the eyes. The Canadians, without doubt, borrowed the knowledge of this plant from the Indians."

Name Origin: *Coptis*, the Genus Name, is from the Greek word, *coptin*, meaning "to cut," alluding to the plant's divided leaves. The Species Name, *trifolia*, means "three-leaved or three leaflets." The second Species Name, *groenlandica*, means "of Greenland."

The Common Name alludes to the bright yellow, threadlike rhizomes (underground stems). Many tribes of Indians used the root as a remedy for sore or ulcerated mouths, hence, one of its other names—Canker-Root.


John and I feel so privileged to own and observe this special "little corner of the world," even though we realize it is actually *ours* for just a fleeting moment in time.



Methods to control aggressive garlic mustard explained

What is Garlic Mustard?

Garlic mustard (*Alliaria petiolata*) was introduced from Europe by early gardeners for its supposed medicinal properties. It is now a rapidly spreading woodland weed that is displacing native woodland wildflowers. Unlike most weeds that invade disturbed habitat, garlic mustard readily spreads into high quality forests. It is very aggressive and completely dominates the forest floor, replacing native wildflowers. This pest is a major threat to the survival of Wisconsin's woodland herbaceous plants and the wildlife that depend on them. It is spreading rapidly because it produces abundant amounts of seed only two years after sprouting. Seeds are spread on the fur of larger animals such as deer or horses, by flowing water, or by human activities.



Identification

The unique characteristic of garlic mustard is the strong onion or garlic odor that its leaves and stems give off when crushed. Flowering (second year) plants are about 1 to 2 feet tall when in bloom; fruiting plants reach 2 to 3.5 feet in height. Numerous white flowers are about 1/4 inch in width and have four separate petals which occur in clusters at the top of the stem. Fruits are slender capsules 1 to 2.5 inches long that produce a single row of oblong black seeds. Stem leaves can be 2 to 3 inches across and are triangular in shape.

Habitat

Garlic mustard tends to grow in dense stands or beds. Green winter plants make it possible to check for the presence of this pest all year long. It generally needs at least some shade and is not a severe pest in sunny, hot places. The invasion of garlic mustard usually occurs first along the wood's edge, then penetrates via streams, campgrounds and trails. This species grows in upland and floodplain forests, savannah, and along roadsides. Known distribution in Wisconsin is currently concentrated in southeastern counties but the plant has been found in some northern counties.

Life History

Garlic mustard is an herb with a two year life cycle. For the first year, plants do not flower. They start growing again in the spring, and bloom from May to early June. Fruits begin to ripen in mid-July and last through August. Each plant dies after it flowers. Seeds lie dormant for up to 20 months prior to sprouting and may remain viable for five years. Seeds germinate in early April. These plants remain green through the following winter.

Controlling Garlic Mustard

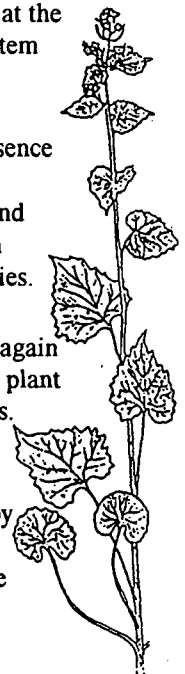
Cultural Method Minor infestations can be eliminated by hand pulling at or before the onset of flowering, or by cutting it at within a few inches of the soil surface just as flowering begins. It is important to wait until flowering begins, as cutting prior to this time may promote resprouting. A scythe or power brush cutter may be helpful if the infestation covers a large area. If the plant has flowered long enough to have viable seeds, the cut or culled plants should be removed from the area.

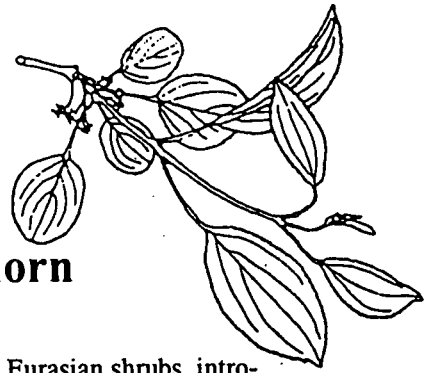
For larger infestation, fall or early spring burning is effective. The evergreen first year plants are killed by fire; however, dense stands of these green plants will not burn without additional fuel. Dense population may best be burned in autumn when new leaf fall provides adequate fuel. Spring burns should be done early to minimize possible injury to surviving spring wildflowers. Severe infestations will require several years of burning and should be followed by hand pulling or cutting of remnant populations.

Chemical control Applications of 2% Roundup® (glyphosate) to the foliage of individual plants and dense patches is effective in fall and spring. At these times, most native plants are dormant but garlic mustard is green and vulnerable.

If herbicide is used, care should be taken to prevent contact with nontarget species. Herbicide should be applied by working away from the areas already treated. By law, herbicides may only be applied according to label instructions and by a licensed herbicide applicator on public property.

Information adapted from Wisconsin Department of Natural Resources Exotic Species Manual. Illustration from Illustrated Flora of Illinois, Southern Illinois University Press.





Tips on identifying and eradicating exotic buckthorn

What are the Exotic Buckthorns?

Common (*Rhamnus cathartica*) and glossy buckthorn (*R. frangula*) are two closely related Eurasian shrubs, introduced to North America as ornamental plants. They are well established and rapidly spreading in Wisconsin. Once established in an area, both species have the potential to spread very aggressively in a large number of natural areas, because they thrive in a great variety of habitats. They can grow in habitats ranging from full sun to shaded understory. Both cast a dense shade as they mature, having a particularly destructive effect on grassy and low shrub communities. They may also prevent tree seedlings from getting established. Exotic buckthorns are still sold and planted as ornamentals as sale or propagation is not currently restricted.

Identification

Both common and glossy buckthorns are tall shrubs or small trees that reach 20-25 feet in height and 10 inches in diameter. Most often they grow as a large shrub with a few to several stems growing from the base. The shrubs have spreading, loosely-branched crowns, gracefully curving branches, and grey to brown bark. Cutting a branch of either species exposes a yellow sapwood and a pinkish to orange heartwood. Common buckthorn has dull green, oval shaped leaves which are smooth on both surfaces and have tiny teeth along the edges. Glossy buckthorn has thin, glossy, oval shaded leaves with smooth edges.

Habitat

Common buckthorn has become a problem in the understory of oak, oak-beech, and ash woodland communities. It also occurs in thickets, on rocky sites, and in hedgerows and pastures. It aggressively competes with native plants, mainly on well-drained soils. Glossy buckthorn aggressively invades primarily wet soil and has become a problem in wetlands ranging from acidic bogs to calcareous fens. The glossy buckthorn is capable of growing in both full sun and in heavy shade. The species also occurs in a wide variety of upland habitats.

Life History

Buckthorns reproduce entirely from seeds. Under full sun conditions they begin to produce seed after only a few years of being established. In shaded habitats, fruit production may be delayed 10 to 20 years. Common buckthorn flowers from May to June and its fruit ripens from August through September. Glossy buckthorn blooms from late May through September and the fruit is ripe from early July to the first frost. Birds readily eat the fruit and efficiently disperse seeds. Seedlings establish best in high light conditions, but they can also germinate and grow in shade.

Exotic buckthorns have very rapid growth rates and resprout vigorously after they have been cut. They sprout leaves very early in the growing season and retain their leaves late. The first few individuals established in a natural area are usually from seeds transported by birds. Once these first few individuals produce seed, the buckthorns can quickly form dense thickets. Thickets dramatically affect the shrub, sapling and ground layer level of the communities they invade.

Controlling the Exotic Buckthorns

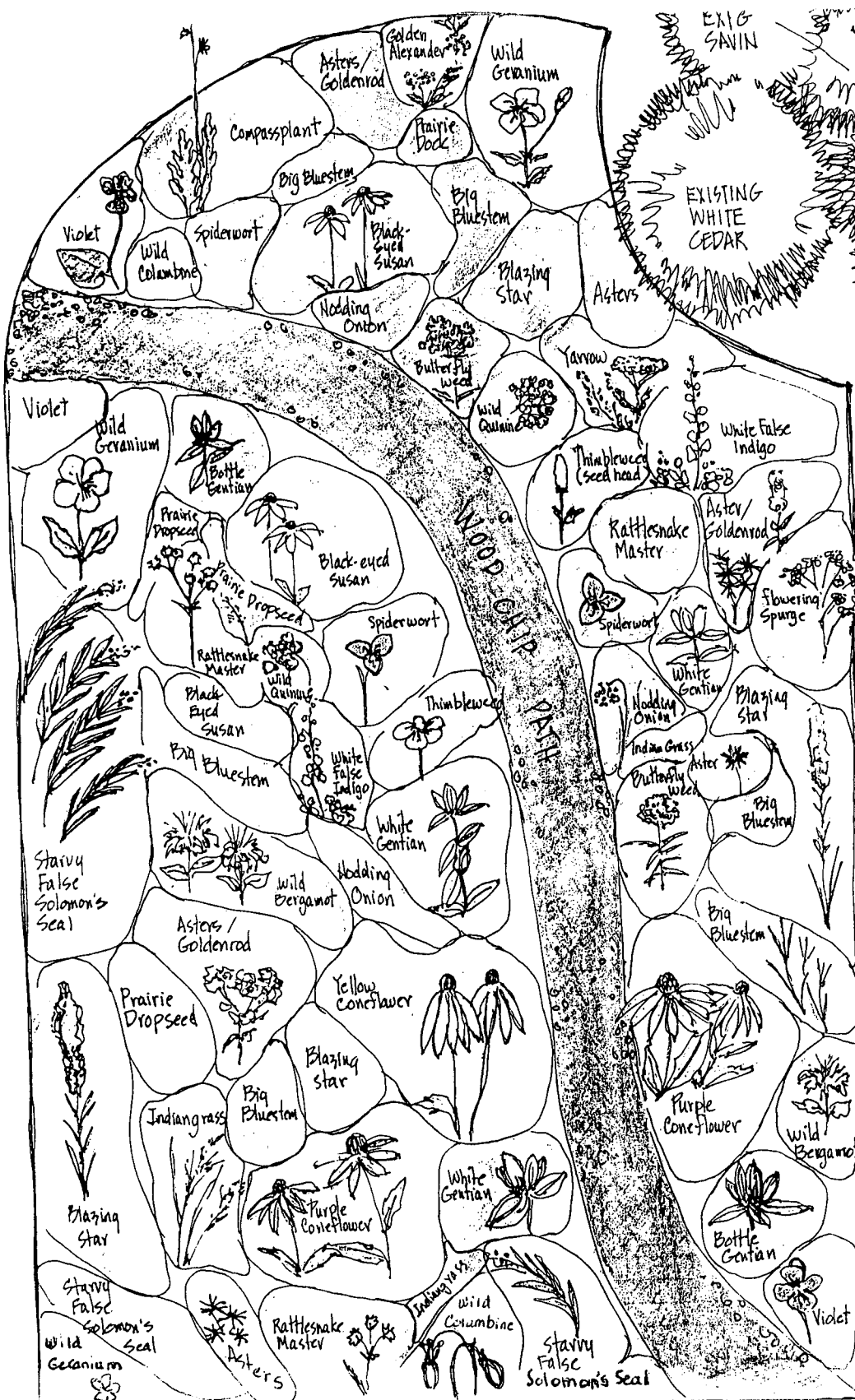
Cultural Methods The most effective control of buckthorns in natural areas is to recognize their appearance early and subsequently remove the isolated plants before they begin to produce seed on the site, avoiding a severe infestation. Small plants up to 1/2 inch in diameter can be pulled. Larger plants 1/2 inch to 1-1/2 inch in diameter can be dug or pulled using a lever device which clamps onto the stem.

Chemical Control At present, the best proven, selective control for larger plants or more severe buckthorn infestations can be obtained by applying 25-33% Roundup® (glyphosate) herbicide to freshly cut stumps. The highest percent mortality is probably obtained when Roundup® is applied to stumps cut late in the summer or autumn, but effective control (at least 75% elimination of resprouting) can probably be obtained by using this method at any time of year. Foliar application of Roundup® are effective, but less selective unless they are made carefully with a wick applicator.

If a herbicide is used, care should be taken to prevent contact with nontarget species. Herbicide should be applied by working away from areas already treated. By law, herbicide may only be applied according to label instructions and by a licensed herbicide applicator on public property.

Information adapted from Wisconsin Department of Natural Resources Exotic Species Manual. Illustrations from Norman C. Fassett's Spring Flora of Wisconsin.

Native wildflowers deck tv weather set



Babette Kis designed the plan at left for Milwaukee's TV - 6 outdoor Weather Deck. Native plants now provide a background for weather segments of the station's news programs. Elementary students from Golda Meir and River Trail Schools planted the area this spring with two to three-year old transplants.

The Greater Milwaukee Natural Landscaping Alliance, of which Wild Ones is a participant, sponsored the project which has received television coverage at several times. Prior to European settlement, approximately one-third of Wisconsin was covered with prairies. Only one-half of one per cent of these prairies now exist in the state.

Kis did the plan with various colors to show spring, summer, and fall blooming times. She is a project architect with the City of Milwaukee Department of Public Works' Bridges and Building Section. Recently, she testified before a United States Senate subcommittee on the importance of volunteering in schools. Each year she plans and carries out a prairie project at a different Milwaukee elementary school.

Opening of National Wildflower Research Center's new campus begins new age for natural landscaping movement

In April, my wife and I attended the opening of the National Wildflower Research Center's new campus in Austin, Texas. I was invited to speak on how to use natural landscaping without violating weed laws or alienating neighbors.

Austin has a proud environmental heritage which owes much to Lady Bird Johnson, who as First Lady championed the cause of highway beautification. Her work engulfed us as we traveled mile after flower-covered mile past Texas highway medians resplendent with bluebonnet and Indian paintbrush. We passed by wave after wave of wildflowers, woods, and grasses on our way to the Wildflower Center's 47-acre campus.

The Center's nine buildings are constructed of native stone. An inviting arch leads into a courtyard with a wellspring surrounded by buildings. The auditorium is a capacious hall with iron stair rails and floors of reclaimed pine boards salvaged from old buildings. The adjacent Visitor's Gallery has a lower level with eye-level windows which look north onto a wildflower meadow creating a "worm's eye" view. Across the courtyard is the gift store and the children's Little House.

At the Center's heart, physically, spiritually, and ecologically is a 50-foot rough-cut stone water tower. After climbing the winding interior stairs, one can see the beauty of the campus blend with miles of rolling countryside. Vines and grasses grow from nooks and crannies on outside walls. Sheet-steel roofs on all buildings maximize runoff and minimize contamination. Gutters lead to a series of aqueducts, which in turn lead to cisterns, the largest of which is the Tower. When the water-harvesting system is fully operational, all of the Center's water needs, exclusive of drinking water will be

met by the system, which is the largest such system in the country.

The interior campus gardens function as part of the overall design and in the Courtyard employ native plants in a formal setting. East of the Courtyard is the Seed Court where textures and shapes native to the Texas Hill country serve as transition between gardens. The Wildflower Center was built using the *landscape envelope* technique which places a premium on preservation of natural features and vegetation. Building look as if they had been set down gently into a natural, undisturbed setting. There is 1/2 mile wood-chipped path that leads from the campus. A warm feeling surrounds you as you stroll through the native Texas grasses and forbs.

Gardens are more than a testament to the beauty of native landscapes. The Center is the only scientific research facility in the country dedicated to the preservation and propagation of native plants. There are 23 research gardens including a three-part Home Comparison Garden which has sections with formal exotics; traditional native plants in a formal setting; and natural landscaping with native plants. The three gardens are monitored to determine actual maintenance costs of each landscape style.

Perceptions change. A decade or more ago the natural landscaping movement was openly ridiculed. In a 1980 interview, the executive director of the Lawn Institute, a trade association, said that the natural landscaping movement consisted of a small group of environmentalists talking to each other. Last month, the Institute's current director, James R. Brooks, while still advocating the benefits of a lawn, acknowledged to me that there is a "legitimate place for natural landscaping in our national landscape scene."

With the opening of the new campus, the perception of the natural landscaping movement will be solidified, encouraging individuals, institutions, and organizations to promote an appropriate and benign form of landscape design. The Center is a place to be enjoyed and studied for years to come. — Bret Rappaport

Upcoming Wisconsin events

Arrive early for Madison Audubon Society's PRAIRIES JUBILEE! on Saturday, August 5 from 7 a.m. to 2:30 p.m. Directions from Madison: North on U.S. 51 about 15 miles. West on Farm Service Road. One mile to parking. Food and native plants will be available for purchase.

PRAIRIE DAY will be held at Maywood (3615 Mueller Road, Sheboygan) on Sunday, August 13 from 1 to 4 p.m. Exit at 128 on I-43. Turn right heading SW and travel one mile to Mueller Road. Turn right (west). Park entrance on left (south).

WEST BEND Prairie Walk and Seminar will be held on Saturday, July 15 from 10 a.m. to 3 p.m. Call 800/236-5005 for more information.

ENDERS Greenhouse

Anne Meyer, Owner
104 Enders Drive
Cherry Valley, IL 61016
(815) 332-5255
Rockford Area



Send for Native Plant List
200 species of
Native Plants

**LUX VANDINI
ART GLASS**

Custom designed
stained glass

- *Freehanging panels
- *Door and window installations
- *Architectural features

Specializing in
plant & flower
designs

Jane/John Van Dyke
artist/architect
Rt. 3, Box 263
Amery WI 54001
(715) 268-9892

PRAIRIE RIDGE NURSERY



**SEEDS & PLANTS
for
WETLANDS, WOODLANDS
& PRAIRIES**

9738 Overland Road
Mr. Horeb, WI 53572
608/437-5245

Wild Ones- Natural Landscapers, Ltd.

- President:**
Mandy Ploch 414/242-2723
- Vice President:**
Dean Klingbeil 414/782-7045
- Secretary:**
Barbara Redman 414/565-3615
- Treasurer:**
Dorothy Boyer 414/375-3913
- Membership:** Judy Crane 414/251-2185
- Program:** Lorrie Otto 414/352-0734
- Editor:** Carol Chew 414/351-0644
fax 414/351-6323
- Chapter Events Calendar:**
Joan Fedkenheuer 608/356-6717
- Fox Valley, Wisconsin Chapter Contact:**
Donna Van Buecken 414/730-8436
- Green Bay, Wisconsin Chapter Contact:**
Keith Fawcett 414/339-9758
- Northern Illinois Chapter Contact:**
Pat Armstrong 708/983-8404
Vicki Nowicki 708/852-5263
- Columbus, Ohio Chapter Contact:**
Joyce Stephens 614/771-9273
- Rock River Valley, Illinois Contact:**
Josh Skolnick 815/234-8535
- Wehr Chapter, Milwaukee Contact:**
Pat Brust 414/529-4101

Wild Ones - Natural Landscapers, Ltd. is a non-profit organization with a mission to educate and share information with members and community at the "plants-roots" level and to promote bio-diversity and environmentally sound practices. We are a diverse membership interested in natural landscaping using native species in developing plant communities.

Wild Ones - Natural Landscapers, Ltd. was incorporated in 1989 in the State of Wisconsin, under the Wisconsin Non-Stock Corporation Act for educational and scientific purposes. Wild Ones is a non-profit, tax-exempt corporation under Section 501(c)(3) of the

Revenue Code and is publicly supported as defined in Sections 170(b)(1)(iv) and 509(a). Donations are tax deductible as allowed by law. *The Outside Story* is published bi-monthly by Wild Ones - Natural Landscapers, Ltd., Milwaukee, Wisconsin. Material for newsletters is welcomed and should be sent one month prior to publication to: Carol Chew, 8920 North Lake Drive, Bayside, WI 53217.

Advertising Manager: Joan Laux, 1739 - 11th Avenue, Grafton, WI 53024. (414/375-0438)

Note: Many of our advertisers sell only seeds and plants native to Wisconsin and the surrounding area. Some sell seeds and plants native to the Midwest, but which may not be specific to your state or area. Some may also sell non-native species. In an effort to promote the use of native plants, Wild Ones recommends carefully selecting seeds and plants from nurseries that sell non-native species.

Wildflower Drawings: Lucy Schumann. Newsletter Distribution: Carol Welch. Legal advisors: Bret Rappaport and Michael McGovern.

Please check your mailing label for expiration date. Send a \$15 check (covers all in household) to address shown below. Notify us if you move so we can update your address, as bulk mail is not forwarded.

©Wild Ones 1995



Send a \$15 check (made out to Wild Ones) for annual membership dues to: Wild Ones - Natural Landscapers, Ltd., P.O. Box 23576, Milwaukee, WI 53223-0576.

Name _____

Address _____

City _____ State _____ Zip _____

Phone (____) _____ Chapter _____

Calendar

Milwaukee & Milwaukee Wehr Chapters (Note the following meetings are for members only):

Saturday, July 8: Combined chapter field trip to Connie Ramthun and Bill Volkert's yard in Campbellsport. Car pools leave Brown Deer Park & Ride I-43 at 9:30 a.m. and the Good Hope & Hwy. 41/45 Park & Ride at 10 a.m. Back by 2 p.m. Bring your own lunch.

Saturday, August 5, 8:45 a.m. to 3:30 p.m.: Schlitz Audubon Yard Tour. Reservations required. Call 414/352-2880. Milwaukee & Milwaukee Wehr Chapter members are encouraged to take this tour to allow space on the August 12 tour for visiting members.

Saturday, August 12: Yard tour for out-of-town members. Meet at Doctor's Park in Fox Point at 9:30 a.m. Call Jan Koel (414/251-7175 - evenings only) to register for this event.

Saturday, September 9: Tour Ruth Stein's Grafton lakeside landscape.

Green Bay, Wisconsin Chapter:

Wednesday, July 12 at 7 p.m.: We'll meet Glen Spevacek at the Botanical Gardens for a tour and project update.

Saturday, August 12: Attend Milwaukee Yard Tour.

Saturday, September 23: SEED COLLECTION at Jim Jerzak's prairie.

Northern Illinois Chapter: Call Vicki Nowicki (708/852-5263) for information.

Friday & Sunday, July 14 - 16: Aquascapes is hosting their annual POND TOURS. Call 708/231-3113 to register and receive a list of yards to visit any time during the weekend.

Saturday, July 22: Register your yard for the fantastic MEMBER'S OPEN HOUSE. If you've got it we want to see it. Please sign up — we had so much fun last year!

Saturday, August 12: We'll have our own bus to go on the Milwaukee yard tour and view spectacular, mature, wild yards.

Saturday, August 19 at 10 a.m.: Oak Park has at least 63 front yard prairie gardens. Barbara Mullarkey will take us to the best. Visit Farmer's Market and buy inexpensive native plants. Bring a lunch.

Friday, September 8 at 7 p.m.: Let's see Nowicki's ecologically sound garden in the fall.

Rock River, Illinois Chapter meets at Jarrett Prairie Center, Byron Forest Preserve, unless noted.

Saturday, July 22 at 9 a.m.: HELP ME DAY. Pack lunch and tools to trip around to members' homes to help with landscaping problems. Call 815/234-8535 to get on list if you need help.

Saturday, August 12: Milwaukee Yard Tour.

Saturday, August 19: Josh leads a WILDFLOWER WALK.

Fox Valley, Wisconsin Chapter:

Thursday, July 27, 6-8 p.m.: Tour of Larson Trail Prairie Area lead by UWO Botanist Neil Harriman.

Saturday, August 12: Join Milwaukee's Yard Tour.

Saturday, August 26: Members' Prairie Tour.

Wednesday, September 23: Field trip to Neil Diboll's Prairie Nursery in Westfield, Wisconsin.

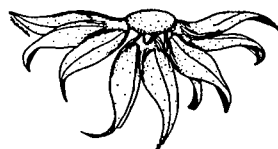
Columbus, Ohio Chapter:

Saturday, July 8 at 9:30 a.m.: Boat trip to a CRANBERRY BOG with Greg Seymour, Ohio DNR naturalist, as our guide. Small fee. Call Joyce (614/771-9273) by July 4.

Saturday, August 12 at 9:30 a.m.: VISITS TO MEMBERS' GARDENS. Meet at Sue Nelson's home at 130 Longfellow Avenue, Worthington. Come for a half day or full day of tours.

Saturday, September 9 at 9:30 a.m. in Room 116, Howlett Hall. Guy Denny will tell us about Ohio's natural history and the preservation of remnants of our natural heritage. Following the meeting we'll work in the VanFossen Wildflower Garden at Chadwick Arboretum. Bring tools and gloves, etc.

wild ones®



The Outside Story

newsletter for natural landscapers

Wild Ones - Natural Landscapers, Ltd.

P.O. Box 23576

Milwaukee, WI 53223-0576

Non-profit Organization

U.S. Postage

PAID

Milwaukee, Wisconsin

Permit No. 4016

Dated Material

Printed on recycled paper
