

# The Outside Story

newsletter for natural landscapers

Vol. 6 No. 6

November - December 1993

One Dollar

## Study nature for your garden design

"Nature is the ultimate model for us to follow," Colston Burrell suggested at this year's February Natural Landscaping Conference. "Everything in nature has its own carefully selected place. Native plants locate according to their needs for rich or sparse nutrients, warm or cool temperatures, quiet or turbulent air, dry or moist soil, and their need for light."

We need to educate our eyes by looking at nature. Before planting trees we should look at native forests to see their vertical structure--*upper story*, *middle story*, and *understory*. Notice how the upper story or *canopy* provides protection for the understory of smaller trees and shrubs. Observe how the forest litter provides nutrients and protection for plants such as trillium and wild ginger.

Provide a place to sit in your garden. While sitting you can observe colors, textures, focal points, and other aesthetic qualities of the garden. Nature's plantings (other than invasive species) should be allowed to blend into your natural landscaping. This means everything doesn't necessarily need to be ripped out before starting a natural, native area.

Designer Mandy Ploch offers some

additional, helpful design tips:

### Provide for paths

Paths should be planned first. Initially they guide the eye, then the feet. Paths should have a purpose--should lead somewhere, should bend around an element, and should visually encourage exploration. Use curves and turns to slow walkers down for viewing of special features. Establish paths on your basic plan, then outline them on the ground with a garden hose and stakes. Construct paths wide enough for two people to walk abreast. The surface may be simply mowed turf, crushed stone, or shredded bark, or constructed of wood, brick, or stone. Whatever you choose, it should be appropriate for year-round traffic.

### Build a background

Backgrounds obscure objectionable views and emphasize nice ones. They should be plain--just a *background*. They may be fences, walls, shrubs, trees or a combination. Keep in mind that the year-round effect and incorporate both evergreen and deciduous plant material. Avoid planting shrubs in straight rows; let them weave in and out along a line for softness and naturalness.

### Establish a focal point

A focal point attracts the eye; it should be interesting and fairly obvious. Lesser focal points can be located along the path to the main one. Some examples are sculpture, furniture, gazebos, fountains, ponds or a distinctive, eye-catching plant or grouping.

### Control color


Flowers can be divided into two groups--blue-red through blue and orange-red through yellow. Consider the color of leaves during summer and

## Canadian group honors Lorrie Otto

The Canadian Wildflower Society - La Société Des Fleurs Sauvages Canadiennes recently selected Milwaukee Wild Ones' member, Lorrie Otto, as recipient of their annual award.

Dedicated to the study, conservation, and cultivation of North America's wildflower heritage, the organization recognizes those who have made significant contributions to the conservation and appreciation of native wild plants. Lorrie was named for an "inspiring campaign to promote native prairie landscaping." She was previously awarded the Margaret Douglas Medal of The Garden Club of America.

### Recycle the leaves in your yard (Avoid noisy, polluting leaf blowers)



E. E. NEWS

## In this issue

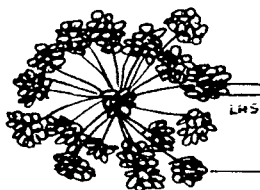
Landscape confusion . . . . . 3

Favorite of the monarchs. . . . 5

Books for design and gifts . . . 6

Getting started in your yard . . 7

A list to save. . . . . 9



Angelica Pod

## Door County a daffodil capitol? Why not emphasis wildflowers?

A column from the *Door County Advocate* was recently brought to our attention. Frances Searth says in "Potpourri of Gardening" that, "If Door County is to become the daffodil capitol of the state we need to renew our efforts of last fall and continue with more or new plantings." She goes on to describe a shipment of 250,000 bulbs ordered by the Chamber of Commerce and urges that people get out with their shovels to help. She suggests that tulips, grape hyacinths, snowdrops, crocuses, etc. also be planted.

In a related news story, in the same paper, two businessmen suggest that "there are more than 45 different varieties of Wisconsin prairie flowers that could be used in the (daffodil) plantings."

Janice Stiefel, Wild Ones' member, responds in a letter to the paper's editor: "I was appalled that anyone would even dream of calling Door County 'the daffodil capital of the state' (referring Searth's column). 'Being a frequent visitor and admirer of the county's natural endowments, I can't believe such a title would be a goal. With the wonderful, rare, native plants that inhabit the peninsula like dwarf lake iris, showy and yellow lady's slipper, fringed gentian, Indian paintbrush, grass-of-Parnassus, wood lily, and so many more; the garish daffodils are definitely out of place. Any county can grow a daffodil, but not native wildflowers that make Door County *special*. Could it be that living so close to nature's bounty, its virtues are taken for granted?"


### Lorrie Otto Award planned

The Native Plant Preservation Coalition of Wisconsin recently announced that an annual Lorrie Otto Environmental Education Service Award will be presented in 1994. Nominations are presently being taken. Send to: Lorrie Otto Award, P.O. Box 23576, Milwaukee, WI 53223-0576.

### Welcome new members

Fifty new members have been added to Wild Ones as a result of a recent *Country Living* article. Numerous requests for information have also been received. Membership brochures and new chapter packets are being planned.

## THE BACKWARD STORY



When asked to define gardening obsessions and passions, a natural landscaper might define them in the following ways:

**Obsession:** Trying to kill every dandelion to achieve a perfectly green lawn.

**Passion:** Crawling through the lawn in search of a violet needed nurturing.

**Obsession:** Throwing Kentucky blue grass seed under the huge, old oak tree.

**Passion:** Letting leaves collect under the oak tree to create a woodland garden.

**Obsession:** Looking through the Sunday ads for Weed and Feed sales.

**Passion:** Studying wildflower books trying to identify a mystery wild plant.

- Judy Crane

## Prairie Moon Nursery

Route 3 Box 163  
Winona, MN 55987  
(507) 452-1362



**Native Plants and Seeds**

**Wetland - Prairie - Woodland**

## Mitaege's 1994 Spring PERENNIAL GARDENS WISHBOOK

Send \$1.00 for your Spring '94 catalog mailed in January. You'll also receive our Fall '94 catalog in early summer.

**Mitaege's**  
GARDENS  
4838 Douglas Avenue WO1  
Racine, WI 53402-2498  
1-800-669-9956

Our 80 page catalog features over 950 carefully selected varieties of perennial flowers, roses, ornamental grasses, native prairie wildflowers and decorative vines.



**Bayside Garden Center**  
Complete Garden Needs

414-352-6159

400 E. Brown Deer Rd.  
Milwaukee, WI 53217

*We have your native plants.*

## Invasive species studies available

Several valuable overviews of the problem of invasive exotic species are now ready.

*Biological Pollution: The Control and Impact of Invasive Exotic Species* is a beautiful, hardcover book with topics that include Illinois' switch from exotics to natives. (Check for \$32.50 to: Indiana Academy of Science. Mail to: Natural Areas Association, 108 Fox Street, Mukwonago, WI 53149.)

*Harmful Non-Indigenous Species in the United States* tells of current impacts, control policies & options for improving programs. Cost is \$21. Ask for S/N 052-003-01347-9. From: Superintendent of Documents, U.S. Gov't Printing Office, Box 371954, Pittsburgh, PA 15250-7954.

A draft report discussing plants as well as animals which harm our aquatic ecosystems is available from: Sharon Gross, ANS Task Force Coordinator, U.S. Fish & Wildlife Service (820 ARLSQ), 1849 C Street, N.W., Washington, D.C. 20240.

### PRAIRIE RIDGE NURSERY



SEEDS & PLANTS  
for  
WETLANDS, WOODLANDS  
& PRAIRIES

9738 Overland Road  
Mr. Horeb, WI 53572  
608/437-5245

## Lorrie's Notes . . .

### Why? Because it confuses the landscape

Why are some of us so offended or distressed by the sight or even the ideas of planting hostas in a native woodland garden? Or day lilies or peonies in prairie plantings? It is akin to scratching finger nails on the black boards of our conscience! Most of us have travelled a long trail to arrive at these feelings and convictions. We begin by joyfully accepting anything which released us from mowed, chemically-treated yards. Then we began introducing native wildflowers while clinging to old favorite plants which we were either sentimentally attached to or just enjoyed the color or pattern they added to the property. We rationalized, "If it is tidy, stays where it is put, then what harm is that?"

Donna Thomas in *The Outside Story* (Dec. 1991) helped us arrive at our new awareness when she reminded us that to save our native flora we must preserve plant communities which "are the heartbeat of our region's biodiversity." Soon afterwards our newsletter began printing our mission statement: "to educate and share information with members and community at the "plants roots" level and to promote bio-diversity and environmentally sound practices. We are a diverse membership interested in natural landscaping using native species in developing plant communities." Going this route makes us a very different kind of garden club. Just covering the ground with something pretty or making beautiful designs is not enough.

Not only are our eyes being trained to look for companion plantings but now we discover that watching plants in their entire life cycle is part of a satisfying educational adventure. There are even spring ephemerals which continue contributing designs with their seed capsule through the rest of the seasons. For example, the umbels of shooting stars, nodding onions, and wild leek, which are all so lovely even in the snow.

Botanist David Kopitzke stretches our appreciation further by extending our concern underground. He wonders about the use of nitrogen by large, fluffy green leaves of something like hostas which continue through the entire growing season. Are they depleting the soil of nutrients which the dormant corms of native flowers will need the following spring?

As scientists study the symbiotic relationship between plant and plant one could guess what might happen when a wood betony was deprived of its neighbor's grass roots by hostas. And do we wish to break the connection between plants and their dependent soil insects, fungi or bacteria? There is an underground community needing our understanding, respect, and care. Wild Ones are encouraged to look ecologically instead of limiting their pleasures to inherited or traditional gardening aesthetics. For those who search to appreciate the natural flow of life, the tough, persistent, acid leaves of oaks with an occasional hepatica peaking through is enough of a ground cover to soothe their souls through all of the seasons. - Lorrie Otto

### Know where to find marbleseed?

UW-Madison graduate student, Andrew H. Williams, is studying marbleseed (*Onosmodium molle* in Boraginaceae) and wants to discover sites where this very rare plant grows. If you have any information--please contact him at: P.O. Box 1646, Madison, WI 53701.



## Julie Marks Lecture Series

### Texas authors to give conference talk

Sally and Andy Wasowski, authors of *Requiem for a Lawnmower* will be featured speakers at Natural Landscaping Conference to be held on UW-Milwaukee Union on Saturday, February 12, 1994.

They will tell you about the most significant trend in home landscaping since the invention of the garden hose . . . native plants! No mere fad, landscaping with natives is attracting thousands of converts all over the country. Why? Because it's common sense gardening. It's environmentally friendly, and a lot less work. Simply

put, it's working with Mother Nature, not against her! The basis of the Wasowskis' presentation is what they call, Sally's Axiom: "The more boring the landscaping, the greater the need for upkeep and maintenance."

Sally Wasowski is a professional landscape designer, author, and lecturer. A founding member and past president of the Native Plant Society of Texas, she is recognized as one of the country's leading authorities on landscaping with native plants. Her husband and collaborator, Andy, is a freelance writer and photographer.

(Design, from page 1)

then in fall, the fruit and even the bark. Consider house colors, existing trees, and fences as a starting point. By sticking to one color family you will have a harmonious effect.

#### Consider texture

Coarse plant texture is aggressive and strong--moving toward the viewer and holding attention. Fine texture is less obvious--it is least noticed and first to be lost in design. Medium plants should predominate to provide unity and transitions between coarse and fine textures. Even furniture and outdoor structures can be grouped in these ways.

"If nothing moves in your landscape but a lawn mower, it's time to think of designing a natural yard," suggests Rochelle Whiteman. "Imagine problem areas becoming magnets to birds and butterflies and wind moving through native forbs and grasses."

#### 1993 Observations from an Illinois member:

Okay, I finally did it. . . After a year of Wild Ones meetings and only skinny flower borders along my property lines, I took the plunge. Out with the green, boring, "I need to be cut every week" grass (killed using the newspaper method), I started to create. I guess all of us are continually "in progress," but I now have a productive vegetable garden, a woodland, a small prairie, a butterfly garden, a dry shade area, and several "miscellaneous places".

Over 30% of the grass has been turned into something much more interesting--to me, my husband, and the varied wildlife that visit and live here--but that is another story.

Some things I've learned:

Don't be afraid to try something. If you don't love it, move it, or put it back to grass. This is not brain surgery.

A great mixed wildflower seed method. . . Plant several seeds in a sprouting mixture in small peat pots. After germination, don't thin but plant what grows in the garden and mark the pot with a stick. Anything that grows that is not marked with a stick, pull up. The final plant variety is marvelous, and you don't water and pamper weeds.

One of the easiest and most rewarding gardens is a butterfly garden. It looks great! I have included a water source and flat rocks. So far I've attracted cabbage moths and on July 27, I spotted a black swallowtail caterpillar on my parsley!

Anyway, what a great way to get outdoors and enjoy nature. Good luck and write about what YOU are doing. - Judi Davenport, Downers Grove, Illinois

#### Local governments may lose control over pesticide use

Two identical bills, AB 607 and SB 359, are moving rapidly through the Wisconsin legislature. These bills would preempt local governments from passing ordinances to regulate pesticide use in their jurisdictions, even though they have always had the right to protect environmentally sensitive areas such as local water supplies.

Recent studies show federal and state regulations don't offer adequate protection, particularly to children. Call the Legislative Hotline (800/362-9472).

Contact the Department of Agriculture, Trade and Consumer Protection, by March 1, 1994, if you want to be part of the 1994 Pesticide Notification Program (608/266-5296)

#### KETTLE MORaine NATURAL LANDSCAPING



- Quality Wisconsin Seed for Prairie Gardening
- Consulting Services
- Custom seed mixes for your site
- Residential • Commercial
- Send \$1.00 for catalog

**CONNIE RAMTHUN**

W996 Birchwood Drive  
Campbellsport, WI 53010

**(414) 533-8939**

## The Inside Story

### STIFF GOLDENROD

(Solidago rigida)

Composite or Daisy Family

**Other Names:** Hard-Leaved Goldenrod

**Habitat:** Prairies and open woods.

**Description:** This is a coarse plant with a hairy stem bearing a dense rounded or flat-topped, terminal cluster of large, deep yellow, bell-shaped flower heads. The basal leaves are rough, elliptic, long-stalked, up to 10 in. in length; upper leaves are oval, clasping, rigid, and rough.

**Height:** 1-5 ft. **Flowering:** July-Oct.

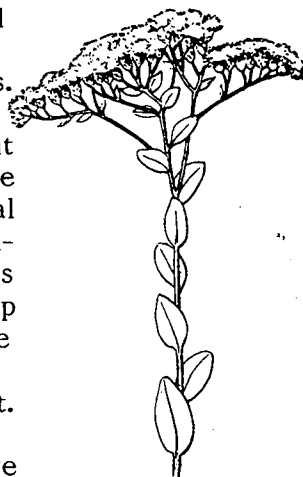
**Comments:** Because there are more than 85 species of Goldenrods in the U.S., and many of them interbreed frequently, it is difficult to identify some individuals specifically.

The Goldenrod is truly a North American flower. Only a few species are found growing wild in Mexico and most of the Goldenrods growing in Europe are cultivated in flower gardens. Goldenrod is the symbol for treasure and good fortune. It is the state flower of Kentucky and Nebraska.

John Muir, the great American naturalist, paid gallant and poetic tribute to Goldenrod: "The fragrance, color and form of the whole spiritual expression of Goldenrod are hopeful and strength-giving beyond any others I know. A single spike is sufficient to heal unbelief and melancholy."

**Medicinal Use:** Bee stings were once treated with a lotion made from the flowers of Stiff Goldenrod. Swollen throats were treated with a liquid made by boiling its leaves. The leaves and blossoms were valuable for all forms of hemorrhage, being astringent and styptic; the oil is diuretic. The powder from various species of Goldenrod was exported to London for its healing powers during the reign of Queen Elizabeth, selling for half a crown per pound.

Goldenrod has often been blamed for allergy problems. However, it has been proven that the culprit is Ragweed, not Goldenrod!



**Name Origin:** The **Genus Name**, *Solidago* (Sol-i-day'go), is from the Latin implying "to strengthen or draw together," in allusion to supposed medicinal value. The **Species Name**, *rigida* (ri'ji-da), means "stiff, rigid."

**Author's Note:** Goldenrod is a favorite nectaring plant of many butterflies, especially the Monarch. When my husband and I were hiking through the meadow (on Monarch Trail) at Newport State Park in Door County, we observed hundreds of Monarchs nectaring on the Goldenrods and hanging in the Wild Cherry trees that dot the area. It was gratifying to see their large numbers because the week before we only saw three Monarchs while walking in the UW-Madison Arboretum prairie.

Today, as butterfly populations and habitats are being whittled away, I, for one, prefer to capture them with my camera. Instead of displaying their lifeless forms in a trophy case, what greater benefit it would be if we would all make an effort to design gardens that include the vegetation their caterpillars need to survive and the blossoms the adults need for nectaring. To name a few would be Milkweeds for the Monarch caterpillars, Nettles for the Red Admirals, Violets for the Fritillaries, Thistles for the Painted Ladies, and various sedges and grasses for the Skippers. Good nectaring plants would include Asters, Joe-Pye Weed, Phlox, Black-Eyed Susan, Wild Bergamot, Liatris, Purple Coneflower, Thistles, and various species of Goldenrods.

Many books are available to help you get started in preserving the butterflies. Since there seems to be increased interest in this subject lately, more books are emerging to help with butterfly identification and food (plant) requirements through their life cycle. Make your little corner of the world a welcoming habitat for them; thereby making a contribution to the continued existence of their delicate and graceful splendor.

Have you sent in your membership dues?  
Check page 11 for information.

## Native Wildflowers for Prairies & Meadows

### SEEDS & PLANTS

Super-Hardy \* Wisconsin Grown

Perennial Wildflowers & Ornamental Grasses  
Plants For Butterflies & Songbirds  
Custom Seed Mixes  
Professional Design & Consultation

## Prairie Nursery

608-296-3679

Send \$3 for 2 a year subscription to our color catalog.  
P.O. Box 306, Dept. WO, Westfield, WI 53964

## Books about garden design. . .

*Wildflowers in your Garden - A Gardener's Guide* by Viki Ferreniea (Random House, \$35) presents 10 inspiring designs to get you started. Really helps you think about the total garden in a practical way. Probably the best book for the patient, planning individual.

*Landscaping with Wildflowers - An Environmental Approach to Gardening* by Jim Wilson (Houghlin Mifflin, \$18.95) is a low-key approach to landscaping. The author suggests gradual involvement rather than a grand design scheme. This approach works best for limited time and budgets. Features Lorrie Otto's yard with beautiful photos.

*Garden Planning*, Reader's Digest Handbooks (\$16) An general overview for planning stages when you are evolving an overall framework. Excellent art work and photos. Includes information on basement gardens, disguising boundaries, recognizing soil types from vegetation, frost patterns in site, sun path, and a great deal on selecting a style. Ignore chapters on plant selection. This English publication is a good value.

*The Complete Guide to Landscape Design, Renovation, and Maintenance* by Cass Turnbull (Betterway, \$14.95) offers excellent, practical advice, particularly on renovating overgrown yards. Teaches the nursery terminology's real meaning. How to tell vigorous from invasive, unusual from rare, etc. A must for those doing all the work themselves. A hands-on approach to installation and pruning. Presented with the "why" to do certain things as well as the "how". Upkeep advice is especially useful.

*Landscaping for Wildlife* (Minnesota Department of Natural Resources, \$9.95) Many backyards are devastated by deer, but some of us enjoy bringing other wildlife in to feast in view of our windows. Besides putting a birdfeeder out, we can plant specific native species to encourage birds. Emphasis is on large yards of 1/2 acre or more and farms.

## Holiday gift ideas . . .

*Brother Wolf* by Jim Brandenburg (NorthWord Press, \$40) is this year's best present for wildlife lovers.

*The Land Remembers* by Ben Logan (NorthWord Press, \$29.95) Integration of farm and nature with memorable ordinary people by a farmer who knows the values of hedgerows and sustainable agriculture. Introduces readers to Wisconsin rural life of the 30's & 40's. A superior gift book in the Collector's Edition. I guarantee everyone who reads it will absolutely love it! - Peg Cadigan of Schlitz Audubon Center takes orders for these and other nature books (414/352-2880) or see the large collection at the bookstore.



## Landscape Lady Ltd

personalized continuous service  
organic gardening practices  
landscape design and installation  
natural landscapes  
annual and perennial gardens

Quality in the Tradition of Fine English Gardens

Gloy Jacobson

264-2357

Basic concepts to help you start

# Designing a native yard. . .

## First stage:

Sketch your yard and house "footprint" on graph paper.  
Note wet, dry, sunny, and shady areas.

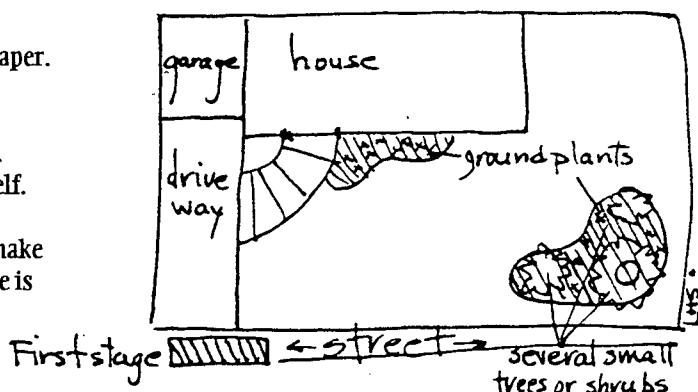
Mark special use areas.

Train your eye by studying nature and other yards.

Start small, especially if you are doing work yourself.

Use long ropes or garden hoses to shape outlines.

Don't rush--leave hoses a few days to give time to make adjustments in shape and size. Once shape is well established remove guides.



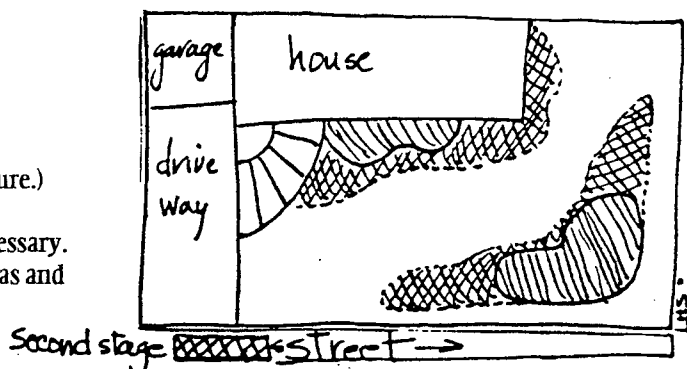
## Second stage:

Add additional garden spaces over time.

Keep lines softly curved for a natural look (uneven ovals and soft kidney shapes duplicate nature.)


Combine old and new spaces again using ropes or hoses as guides, pegging with sticks, if necessary.

Consider scale--use short, lower plants for small areas and edges, and taller plants toward the center.

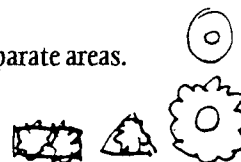


## Do's and Don'ts:

Do blend areas together for a soft, sweeping look.



Don't create lots of small, separate areas.



Don't grow tall, drooping natives on outer edges to "threaten" neighbors.


Don't plant in straight lines or perfect circles.



Do use texture, color, and size to contrast your plants. Plant in groups of three, five or more.



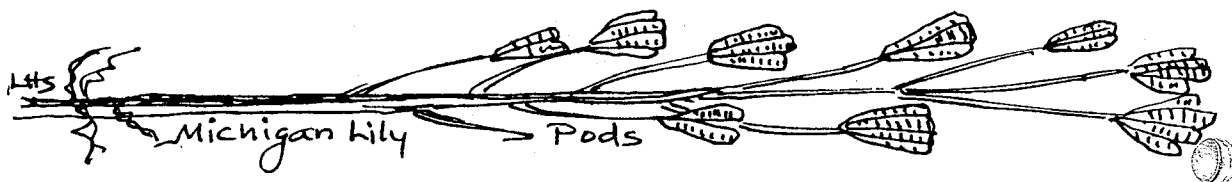
Don't form a narrow, squiggly path. It's not fun to walk!



Do keep paths wide with gently curved edges.



- Pictures and text by Lucy Schumann



## Wildcare . . .

**November/December:** DELAY cold weather protection for young wild blue phlox plants until after a hard freeze. Mice look for winter homes in mulches applied too early.

**BUCKTHORN CENSUS** is easily done at this time of year--it's one of the few plants still green now.

Identify and pull buckthorn seedlings. Use a garden fork to loosen the larger plants and then a pliers or needlenose to pull them up. Plan to substitute native shrubs and groundcovers which will provide better food & shelter for small animals. No time to remove mature buckthorns now? Mark them for later.

**RANDOM LOCATION** of plants may seem most natural, since that's how they appear to pop up out in the wild. But matching plants to their soil, sun, & water preferences means heartier growth, providing better habitat and food resources for insects & other creatures. A well-placed viburnum will produce more wild raisins for birds than one not growing under optimum conditions. Careful site selection for a cup plant and its companions produces more abundant seed dispersal and new communities.

**BUBBLE DIAGRAM** each plant community rather than locating each individual transplant on your yard plan. Use Curtis' *Vegetation of Wisconsin* or *The Prairie Garden* by the Smiths for information about plant communities.

**CONCERNED** about blending a natural area into a larger, non-natural yard? Back to square one: check the style of your house. What feelings do the structure and site convey? A charming cottage among overgrown yews may look like a little girl in over-sized clothing. It's not showing its "real" self. Photograph house and yard from

several angles. Enlarge the photos at a local copy place, and substitute pictures of native plant materials from catalogs, etc. This should help with visualizing changes, and will probably lead to a number of possible choices.

**LINES & SHAPES:** Ideas can come from many sources--sometimes from very unnatural yards. Look for houses similar to your own with landscapes you admire. What is it you really like about them? You may think it's neatness, but think again, maybe it's the way everything harmonizes. You may have many elements in your yard already, and just need to move them into better juxtaposition. Covet a welcoming circular drive? Carried out in your yard, with natives, it would be even more welcoming.

**COLOR HARMONY** may be just out of sight. Choose a native forb (flower) color or the hue of the long-lasting highbush cranberry shrub and paint only your front door the same shade. Tape colored poster board up first, to check colors.

**PICKET FENCE?** Sometimes a house just needs one. In natural materials it can weather & blend with nature. I've tried a wattle (woven branch) entry fence, using redbud dogwood cuttings as vertical weavers. The red color didn't last very long, but the 1" diameter size were very supple. Look around your yard for possibilities and we'll give the plans later.

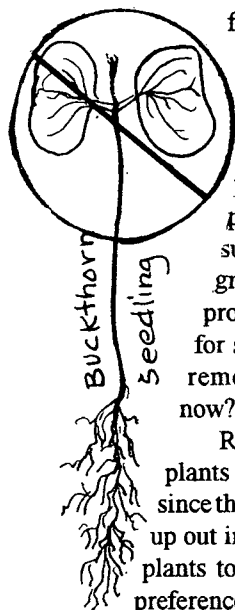
**LONGING** for a patch of lawn? More likely your plan needs a huge expanse of something, just to pull things together, and serve as a balance for those one-of-everything areas. Consider a big colony of bloodroot, violets, Solomon's seal, ferns, fragrant sumac, (good on a slope), wild strawberries or sedges. Needn't be as large as a suburban lawn, but it could be a great touch.

**TRENDY OR TRADITIONAL,** English gardens have appeal, but is it the variety of perennials or the expensive yard furniture? No, it's the walk-pea gravel, brick, or best of all in our

native lannon stone. Rustic overhead trellising done in rough branches is charming. Trust your instincts--some of the best garden elements are found around your yard.

**GIVE** the 1994 *WeatherFriend Calendar*. It's full of fascinating observations related to season, weather, and place (known as *phenology*.) from NE Wisconsin Audubon. Chart data and compare with prior years. Only \$5, postpaid. (Wild Ones benefit.) Send to: Calendar, Wild Ones, Box 23576, Milwaukee, WI 53223-0576.

**ALDO LEOPOLD BENCH** plans are ready with some attractive updates. Send SASE for the free plans to: Bench, Wild Ones, Box 23576, Milwaukee, WI 53223-0576. -Barb Glassel



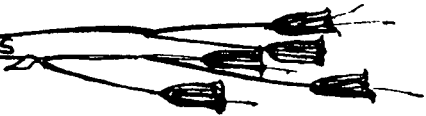
## Country Wetlands Nursery & Consulting Ltd.

- \* Wetland, woodland and prairie restoration, installation, management and enhancement
- \* Provision of native seed and plant materials
- \* Certified wetland delineation, assessment and evaluation

We work with ecologists, engineers, administrative agency representatives and environmental advocates to create cost-effective and functional landscapes.

Country Wetlands Nursery  
& Consulting Ltd.  
S75 W20755 Field Dr.  
Muskego WI 53150  
414-679-1268  
FAX 414-679-1279





## Clip this list to help identify non-natives

"Let us save the past, unpolluted with plants from other continents, to pass on to the future. To help us recover our lost diversity and sense of place, everyone should have Zimmerman's guidebook,

*Wildflowers and Weeds*," says Lorrie Otto. She suggests copying Dan Boehlke's list of non-natives below and attaching it inside the book.


Name	Native Origin
Dayflower ( <i>Commelina communis</i> )	Asia
Day Lily ( <i>Heemerocallis fulva, flava</i> )	Europe
Tiger Lily ( <i>Lilium tigrum</i> )	Asia
Hosta ( <i>Hosta sp.</i> )	Asia
Tulip ( <i>Tulipa</i> )	Europe
Star-of-Bethlehem ( <i>Ornithogalum sp.</i> )	Europe
Grape Hyacinth ( <i>Muscari sp.</i> )	Europe
Lily-of-the-Valley ( <i>Convallaria majalis</i> )	Eurasia
Daffodil ( <i>Narcissus sp.</i> )	Europe
Yellow Water Flag Iris ( <i>Iris pseudacorus</i> )	Europe
Monkshood ( <i>Aconitum napellus</i> )	Europe
Tall Buttercup ( <i>Ranunculus acris</i> )	Europe
Poppy ( <i>Papaver sp.</i> )	Europe
Hen-and-Chick ( <i>Sempervivum sp.</i> )	Europe
Depford Pink ( <i>Dianthus armeria</i> )	Europe
Bugleweed ( <i>Ajuga genevensis</i> )	Eurasia
St. John's Wort ( <i>Hypericum perforatum</i> )	Europe
Purple Loosestrife ( <i>Lythrum salicaria</i> )	Eurasia
Stonecrop ( <i>Sedum sp.</i> )	Eurasia
Silver Cinquefoil ( <i>Potentilla argentea</i> )	Asia
Sulphur Cinquefoil ( <i>Potentilla recta</i> )	Europe
Dame's or Sweet Rocket ( <i>Hesperis matronalis</i> )	Europe
Hibiscus ( <i>Hibiscus sp.</i> )	Eurasia
Malvas ( <i>Malva sp.</i> )	Eurasia
Abutilons ( <i>Abutilon sp.</i> )	Asia
Queen Anne's Lace ( <i>Daucus carota</i> )	Eurasia
Curly Dock ( <i>Rumex crispus</i> )	Europe
Leafy Spruce ( <i>Euphorbia esula</i> )	Eurasia
Teasel ( <i>Dipsacus laciniatus</i> )	Europe
Plantain ( <i>Plantago major, lanceolata</i> )	Eurasia
Nightshade ( <i>Solanum dalcamara</i> )	Eurasia
Gill-over-the-Ground ( <i>Glechoma hederacea</i> )	Eurasia
Catnip ( <i>Nepeta cataria</i> )	Eurasia
Spearmint ( <i>Mentha spicata</i> )	Europe
Butter and Eggs ( <i>Linaria vulgaris</i> )	Europe
Dandelion ( <i>Taraxacum officinale</i> )	Eurasia
Orange Hawkweed ( <i>Hieracium aurantiacum</i> )	Europe
Meadow Goatsbeard ( <i>Tragopogon dubius</i> )	Europe
Chicory ( <i>Cichorium intybus</i> )	Eurasia
Bachelor's Button ( <i>Centaurea sp.</i> )	Eurasia
Bull Thistle ( <i>Cirsium vulgare</i> )	Eurasia
Canada Thistle ( <i>Cirsium arvense</i> )	Eurasia
Ox-eye Daisy ( <i>Chrysanthemum leucanthemum</i> )	Eurasia
Tansy ( <i>Taracetum vulgare</i> )	Europe

## Groups visit lakeside yard

September's meeting featured Noor Morey's five-year-old landscaping project in Ozaukee County. Monarch butterflies were quaffing sunflower nectar and sulfers were enjoying goldenrod. Birds and crickets provided a symphonic background.

Caretaker John Clougherty led the tours around plots which have been added yearly. Because of a quack grass problem, Noor prepares each plot by covering it with a tarp for a season. She prefers to seed an area and then add transplants after it has developed for several seasons. A vegetable garden has been converted to a prairie nursery bed to provide stock she needs.

Meandering along paths in Noor's prairie garden is a peaceful experience. Native forbs and grasses, as well as birds, insects, and butterflies, tell us the earth is being healed by her careful efforts. - Dorothy Boyer



**Nursery Grown Wildflowers**


-Native midwestern plants of woodlands, prairies and wetlands


-Perennials, shrubs and vines

-Books on natural landscaping

For a catalog please send 50 cents and your name and address to:

**Little Valley Farm**  
**Dept. WO**  
**Route 3 Box 544**  
**Spring Green, WI**  
**53588**





## Letters . . .

Dear Editor: You probably won't print this (doesn't that sound like someone writing to Dear Abby or Ann Landers?!) but I simply could not let Lorrie Otto's remarks in "Naturally native...what's in a title?" go without response.

She was "shocked by the flagrant use of hosta...insultingly positioned among beautiful wildflowers..." Well, I am shocked by someone who cannot see the beauty and usefulness of cultivars which combine so well with shade-loving, native plants.

Native woodland plants have always been my first love and over the many years I have planted almost every wildflower and fern which will tolerate the shade of oaks and native shrubs. In 1980, I discovered hostas and have come to love them; in fact, in 1990 my husband and I helped found the Wisconsin Hosta Society. This didn't keep me from chairing the first Native Plant Sale for UW--Madison Arboretum.

I discovered that as our half acre of mertensia, Dutchmen's Breeches, and Spring Beauties begin to go dormant and Bloodroot, Wild Blue Phlox, Trillium, etc., though not actually disappearing, become shabby, the hostas, with their beautiful foliage, emerge. Their various leaf shades of green, blue, or gold, many variegated with streaks or edging of cream or white and of sizes as small as a thumb nail or large as a dinnerplate help keep our gardens green and lovely from early spring until late fall. They, as well as hepaticas, thrive among the oak leaves.

I applaud *The Outside Story* for encouraging the use of native plants, both woodland and prairie, but wish it would be more sympathetic and understanding toward those who love all growing things. Its readership might increase. - Jean Rideout, Madison, Wisconsin (*Editor's Note: See Lorrie Otto's response on page 3.*)

Dear Wild Ones Members: I wanted to take this moment to say "THANK YOU!" for the labor of love that you put forth for the DNR Wildlife Education Program's Wildlife Garden at State Fair Park. The Wildlife Garden was absolutely beautiful!

As State Wildlife Education Specialist, I had developed the idea of creating a Wildlife Garden demonstration plot at our DNR State Fair area three seasons ago. With assistance from the Wildlife Management Staff of Bong Recreation Area, primarily Michele Anderson, we were able to turn this idea into reality.

As beautiful as I thought the Garden was last year, Bill Volkert, Wildlife Educator for Horicon Marsh and prairie enthusiast himself, suggested we could improve it even more. He suggested the Wild Ones and I believe he was the first person to make contact with your group.

In the past, I interpreted this area using six different "flip signs" which asked questions and then provided answers when fairgoers lifted the labels. This year, Wild Ones provided the best form of interpretation available... person-to-person. With living, breathing people there, visitors are more likely to stop and ask questions that they would with only signs or no interpretation at all. Your efforts in the garden are noteworthy, but your willingness to staff it went way beyond what I ever expected. I thank you!

When I worked as naturalist for Illinois' McGraw Wildlife Foundation 12 years ago, I remember reading about an extraordinary woman named Lorrie Otto. I thought she was incredible and her fascinating efforts inspired me to get involved in native landscaping. In fact, my husband and I are currently establishing a half-acre prairie on our Jefferson County farm. When I found Ms. Otto was associated with the Wild Ones, your efforts became even more special to me. - Mary K. Judd, State Wildlife Specialist, Madison

### Wild Ones-Natural Landscapers, Ltd

President Irena Macek	414/242-7769
Vice President/Membership	
Mandy Ploch	414/242-2723
Secretary Jan Koel	414/251-7175
Treasurer	
Dorothy Boyer	414/375-3913
Program Lorrie Otto	414/352-0734
Hospitality	
Barb Glassel	414/354-8018
Display Leslie Grove	414/351-3239
Newsletter Editor	
Carol Chew	414/351-0644
Green Bay Chapter Contact:	
Jim Jerzak	414/499-5944
Madison Chapter Contact:	
Dave Egan	608/262-9591
Northern Illinois Chapter Contact:	
Pat Armstrong	708/983-8404
Wehr Chapter Contact:	
Pat Brust	414/529-4101

*Wild Ones - Natural Landscapers, Ltd. is a non-profit organization with a mission to educate and share information with members and community at the "plants-roots" level and to promote bio-diversity and environmentally sound practices. We are a diverse membership interested in natural landscaping using native species in developing plant communities.*

*The Outside Story* is published bimonthly by Wild Ones - Natural Landscapers, Ltd.® Material for newsletters is welcomed and should be submitted eight weeks prior to publication to: Carol Chew, 8920 North Lake Drive, Bayside, WI 53217. Subscriptions, new memberships, or change of address should be sent to: Wild Ones Natural Landscapers, P.O. Box 23576, Milwaukee, WI 53223-0576. Advertising Managers: Melissa Cook, 6838 North Range Line Road, Glendale, WI 53209 and Judy Crane, N97 W16981 Cheyenne Court, Germantown, WI 53022. Distribution Coordinator: Delene Hansen, Artwork: Lucy Schumann

© Wild Ones® 1993



## Membership information

We are in the process of updating and streamlining our membership list. The date of your last dues payment appears on your mailing label and provides a 12-month membership from that date.

Beginning in January 1994, newsletters will no longer be mailed after membership expires. Please remember to renew prior to that time. Please notify me of any name or address changes and/or of any discrepancies in your label information. Thank you for your patience. Mandy Ploch, V. President/Membership, Wild Ones - Natural Landscapers, Ltd., P.O. Box 23576, Milwaukee, Wisconsin 53223-0576

*Give A Wild Gift This Year!*



My name \_\_\_\_\_

Address \_\_\_\_\_

City \_\_\_\_\_

State \_\_\_\_\_ Zip \_\_\_\_\_ - \_\_\_\_\_

New \_\_\_\_\_ Renewal \_\_\_\_\_

Amount enclosed \_\_\_\_\_

Meeting location preference (Please circle):  
Milwaukee, Milwaukee-Wehr, Green Bay,  
Madison, Northern Illinois

Check for \$15 to: Wild Ones

Mail to: Wild Ones - Natural Landscapers, Ltd.  
P.O. Box 23576  
Milwaukee, WI 53223-0576

Send a gift to \_\_\_\_\_

Address \_\_\_\_\_

City \_\_\_\_\_

State \_\_\_\_\_ Zip \_\_\_\_\_ - \_\_\_\_\_

New \_\_\_\_\_ Renewal \_\_\_\_\_

Amount enclosed \_\_\_\_\_

Meeting location preference (Please circle):  
Milwaukee, Milwaukee-Wehr, Green Bay,  
Madison, Northern Illinois

Check for \$15 to: Wild Ones

Mail to: Wild Ones - Natural Landscapers, Ltd.  
P.O. Box 23576  
Milwaukee, WI 53223-0576



## Calendar

**Schlitz Audubon Center & Wehr Nature Center Chapters:** (*Note the same program is given at Schlitz Audubon Center, 1111 E. Brown Deer Rd., Milwaukee, WI 53217 at 9:30 a.m. and Wehr Nature Center, 9701 W. College Ave., Franklin, WI 53132 at 1:30 p.m.*)

Saturday, November 13: Lucy Schumann shows how she developed a charming, suburban woodland garden.

Saturday, December 11: Janice Stiefel shares fascinating plant and insect lore at our annual HOLIDAY PARTY and SEED EXCHANGE.

Saturday, January 8: Lorrie Otto discusses the growing interest in SCHOOL NATURAL AREAS and their care.

Saturday, February 12: Mark your calendars for the NATURAL LANDSCAPING CONFERENCE at UWM.

### Green Bay Chapter:

Wednesday, November 10 at 7 p.m. Business meeting and SEED EXCHANGE. Elections will be held and a 1994 schedule will be announced early in the year. Call 414/826-7520 for more information.

**Northern Illinois Chapter:** (*Note location change to Building K, Room 157 for January - March meetings. November meeting is in Building SRC, Room 1024A, College of Du Page, 22nd Street, Glen Ellyn, IL 60137.*)

Thursday, November 18 at 7 p.m. HOLIDAY PARTY and SEED EXCHANGE. Bring seeds labeled with name of plant, care, and your name and phone number. If you don't have seeds, you will be able to buy them for 10 cents a packet. Call Jean Lyall (708/887-0541) to help with food.


The Wild Ones Players will be back by popular demand.

Thursday, January 20 at 7 p.m. Jerry Johnson will tell us about HEIRLOOM VEGETABLES and the lost genetic diversity in domestic vegetables.

Thursday, February 17 at 7 p.m. WINTER SURPRISE. What winter delights lie waiting to be discovered in your yard? Come and bring something interesting: a photo of a bird at your feeder, sprig of color berries, dried milkweed pods, etc. Pat Armstrong will show slides of the "Ten Best Plants for Winter Interest."

Thursday, March 17 at 7 p.m. AQUATIC GARDENING IN THE 1990's. Gary Wittstock from Aquascapes will talk about construction techniques for a backyard pond plus the plants and animals you can enjoy in your own wetland.

wild ones®



## The Outside Story


newsletter for natural landscapers

**Wild Ones - Natural Landscapers, Ltd.**

P.O. Box 23576

Milwaukee, WI 53223-0576

Non-profit Organization  
U.S. Postage  
PAID  
Milwaukee, Wisconsin  
Permit No. 4016



Dated Material

