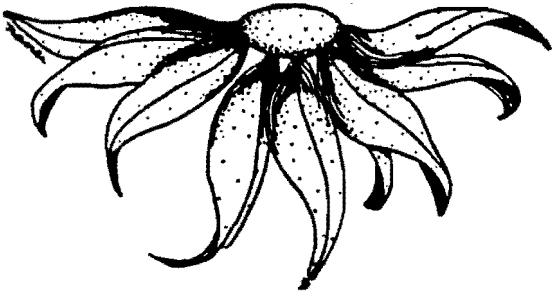


the wild ones



The Outside Story

newsletter for natural landscapers

vol. 3 no. 3

May-June 1990

Bayside, Wisconsin

Warning! Our natural restorations must be protected from alien species. This early in the season one should be watching for garlic mustard (*Alliaria officinalis*). This is to woodland planting what purple loosestrife (*Lythrum salicaria*) is to wetlands. Both smother out the diversity of native wildflowers and form monocultures almost as destructive and monotonous as lawns. At this time of the year garlic mustard appears to be so benign as it cuddles against the ground like clumps of violets but with leaves more like creeping Charlie. Soon these early green biennials will send up a flowering stalk 6 inches to four feet high. They will be topped with clusters of white flowers, each with four petals about 1/4 inch long. It has come so recently to our part of Wisconsin...perhaps ten years ago to Milwaukee. Zimmerman does not list it in his book **Wildflowers and Weeds**...but a weed it surely is! And watch our Milwaukee County parks turn white with it this spring. Each plant can thrust up as many as seven stalks and it will bloom again on the same stalk in July. with a seed dormancy of 1 1/2 years it comes as an awful surprise to see so many plants so suddenly, and when you think that you've pulled them all, there is an explosion a couple of years later! Vicki Nuzzo warned us at the February seminar that we must never allow the plants to set seed. The plants are easy to pull with their thin, icicle-radish roots. They can also be cut off level with the ground. Snip up a few of the leaves for herbs in your salad. I suspect that this is the reason the plant was introduced into our country. Too much in the salad and it becomes a laxative. Any in your yard and it is a disaster.

Terrie Otto

Note: More information on the garlic mustard alert can be found on page 3.



Coming up ...



Greetings: I can't believe that "our time" is coming again as I see the hepatica in my back yard start coming out. It is time for us to start getting ready for all the fun of spring! There are new opportunities to really get involved with this fine organization. On April 27, we will have our exhibit booth up at Mount Mary College as part of their last day of an Earth Week Celebration. The program I received looks really good. On June 3, the exhibit will be up for the Wildflower Show at the museum...another highly recommended show. The response from The Wild Ones' booth at the Realtor's Home Show has been very exciting. Thousands saw our exhibit and there are so many people interested in what we are doing. Hopefully, they will be counted as members in the not-too distant future. Speaking of membership...I promise not to harp, but there are 215 members who haven't paid dues yet, but I can't force myself to take them off the rooster...we want to include everyone in what I think are pretty neat newsletters. If you are among the slow ones...write your check today!!! Special thanks to Liz Warner who is making sure this newsletter gets to you. If there are others willing to come forward to help please let us know. Last, but not least, next month will be our annual dig...another incentive to pay your dues as it is for members only. Don't forget to come dressed for the occasion, and bring something to carry your plants out of the woods. This one shows promise of being a real treasure hunt with lots of treasures! Come be a part of it all!!!!!! Til next time...Deb

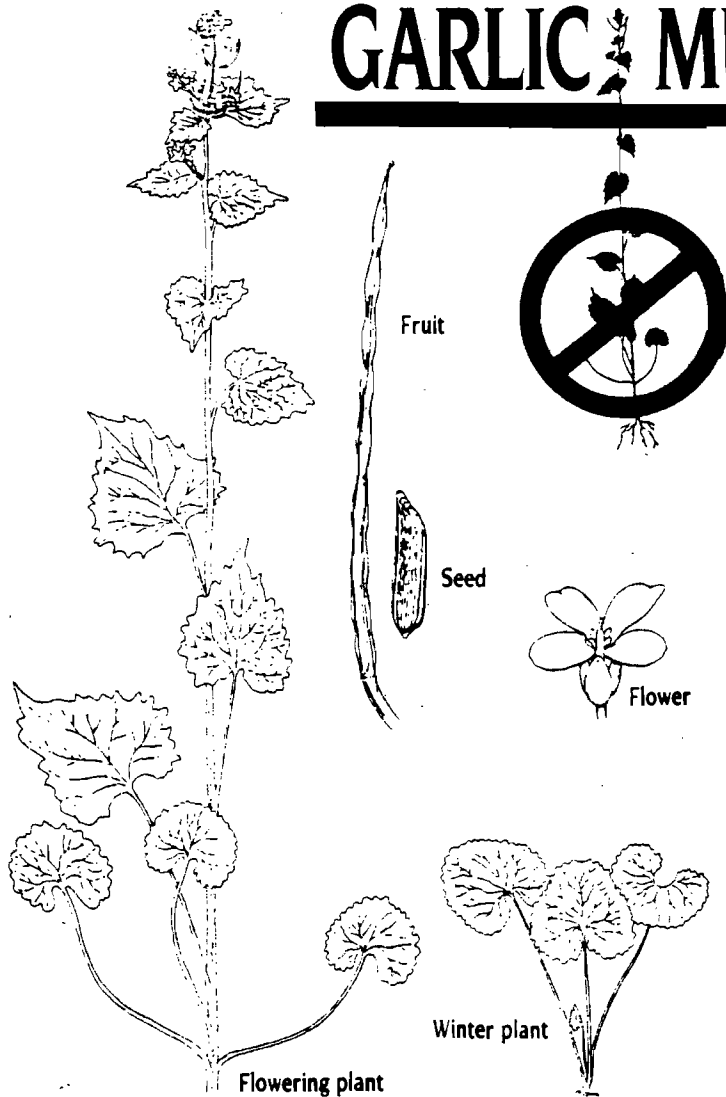
From the Secretary ...

March: Our president, Deb Harwell unveiled a beautiful display which she has prepared to exhibit at various functions. We have several people to thank for it: Deb, who originated and put together the project; Jeff Harwell and Spancrete Industries for the use of the panels; Lucy Schumann for expert calligraphy; Liz Warner for the lovely banner; and Lorrie Otto for the use of her wildflower and natural landscaping slides. Deb has had many slides enlarged and laminated so they can be used many times. This great exhibit will not only promote our organization, but will help promote natural landscaping at many events and places.

We were pleased to have our own Rae Sweet as our March speaker. Rae gave an excellent slide lecture about the conception, development, and maintenance of her naturally landscaped front yard. She lives in the middle of a block in the Village of Bayside and has a third of an acre clay soil lot. The idea began when Lorrie Otto and the Audubon Society wanted to do a natural landscaping program for cable television and selected Rae's yard for the project.

Rae began by laying out long lengths of garden hose winding around the yard to "map out" planned paths or walkways. She kept these wide paths mowed and let the rest of the grass grow. Over several years plants were "plugged" into this grass, watered, and mulched well. Over the years many of these plants have spread and multiplied. Rae used a wet spot in her yard where a neighbor's sump pump hose had been draining to add plants that favor moist conditions. For added diversity, Rae had some sand dumped next to her driveway and created a small sand prairie for plants that like a well-drained area. The shaded areas next to the house and under the maple trees were used for woodland and shade-loving plants. Rae also planted indigenous beech trees, serviceberry, and musclewood or ironwood. She patrols her yard for bind weed, bull thistle, ragweed, burdock, and Canada Thistle. As native plants become established, less weeding is needed.

GARLIC MUSTARD ALERT!!



WHAT IS GARLIC MUSTARD?

Garlic Mustard (*Alliaria petiolata*, formerly *A. officinalis*) is a rapidly spreading weed of forests that is displacing our native woodland wildflowers in central and northern Illinois. It is an exotic species introduced from Europe by early gardeners for its supposed medicinal properties. Unlike most weeds which invade disturbed habitats, garlic mustard readily spreads into high quality old growth forests. It is very aggressive and completely dominates the forest floor, replacing the native wildflowers. This noxious pest is a major threat to the survival of Illinois woodland herbaceous flora and the wildlife dependent upon it. It is spreading rapidly because it is a biennial, producing abundant seed only two years after sprouting from seed. The seeds seem to be spread on the fur of larger animals such as deer by flowing water and by human activities.

IDENTIFYING GARLIC MUSTARD

The most unique identifying characteristic of garlic mustard is the strong odor of onion or garlic that its leaves and stems give off when crushed.

Flowering (second year) plants are about 1 to 2 feet tall when in bloom from May through early July. Fruiting plants in late July through August reach

2 to 3.5 feet in height. The numerous white flowers have four separate petals, occur in clusters at the top of the stem and are about 1/4 inch across. Fruits are slender capsules 1 to 2.5 inches long that produce a single row of oblong, black seeds with ridged seed coats. Stem leaves are alternate on stalks up to 1 inch long, triangular in shape, have large teeth and can be 2 to 3 inches across in fruiting plants.

First year plants are sterile and consist of a cluster of three or four rounded to kidney-shaped leaves rising 2 to 4 inches high from a root crown near the soil surface. These plants are present throughout the summer and remain green the following winter. See the illustration for additional aid in identification.

SEARCHING FOR GARLIC MUSTARD

Garlic mustard tends to grow in dense stands or beds. The green winter plants make it possible to check for the presence of this pest in your woods all year long. It generally needs at least some shade and is not a severe pest in sunny, hot habitats. It invades forests first along streams, edges of woods and along trails; so be sure to check these areas. Often infestations will be of a single "generation" with almost no mixing of first year and flowering plants. Apparently seeds lie dormant for one growing season before germinating, so it is possible to have a rather severe infestation in the seed stage with few plants visible in a given year.

CONTROLLING GARLIC MUSTARD

Minor infestations can be eradicated by hand pulling at or before the onset of flowering or by cutting it at or within a few inches of the soil surface just as flowering begins. If flowering has progressed so that viable seed may exist in the cut or pulled plants, remove them from the area.

For larger infestations, fall or early spring burning is effective. The evergreen first year plants are killed by fire, however dense stands of these green plants will not burn without additional fuel. Dense populations may best be burned in fall when new leaf fall provides adequate fuel. Spring burns should be early to minimize possible injury to surviving spring wildflowers. Severe infestations will require several years of burning and should be followed by hand pulling or cutting of remnant populations.

Application of 2 percent Roundup herbicide (a formulation of Glyphosate) to the foliage of individual plants and dense clones is effective in fall and spring. At this time, most native plants are dormant but garlic mustard is green and vulnerable. Be sure to avoid native species with green leaves and remember that by law herbicides must be applied per label instructions.

ACKNOWLEDGMENTS

Much of the information on control of garlic mustard in this alert is based upon research by Victoria Nuzzo of Rockford and management experience of the Illinois Field Office of The Nature Conservancy and the Department of Conservation's Natural Heritage Division. Dr. Robert H. Mohlenbrock and the Southern Illinois University Press kindly allowed use of illustrations from their "Illustrated Flora of Illinois."



Produced by the Illinois Department of Conservation
Division of Natural Heritage
Prepared by John Schwegman


Garlic mustard has invaded the Milwaukee County park system, nature preserves and neighborhoods. Your help is needed. This plant can spread from a small plot to carpeting 200 acres and decimating native flowers in 11 years. A half-day, a few hours, even an hour after work would be appreciated. If you can help, please call 964-4990.

The Shack

Over a half a century has passed since the humble beginning of the shack. Within the shack and on its surrounding land, Aldo Leopold derived many insights from which emerged his land ethic — the belief that humans are an inextricable part of the land and each individual is responsible for its health. No fanfare announced the beginnings of the land ethic, yet its impact has been felt around the world. Leopold's perspectives have inspired the modern day conservation movement.

In contrast to the many environmental battles fought in our nation's high courts, Leopold's battleground was 80 acres of barren farmland. The shack, an old converted chicken shed, served as shelter, haven, and weekend home for Leopold and his family on this farm in the sand county region of Wisconsin. He wrote in *A Sand County Almanac*, "On this sand farm in Wisconsin, first worn-out and then abandoned by our bigger-and-better society, we try to rebuild, with shovel and axe, what we are losing elsewhere. It is here that we seek — and still find — our meat from God." His daughter, Nina Leopold Bradley, once said about the farm:

Daddy was so excited and so enthusiastic and we all went along with it in a very pleasant way. But we really couldn't figure out why he was so enthusiastic about it until we started with him on reconstructing the old worn out farm. I always will remember our first look at the shack and how really unattractive it was in our [eyes] and how my father saw it in an entirely different perspective. This was his recreation, his scientific laboratory. This is where he could live the most fully, I think. Here was something that he could

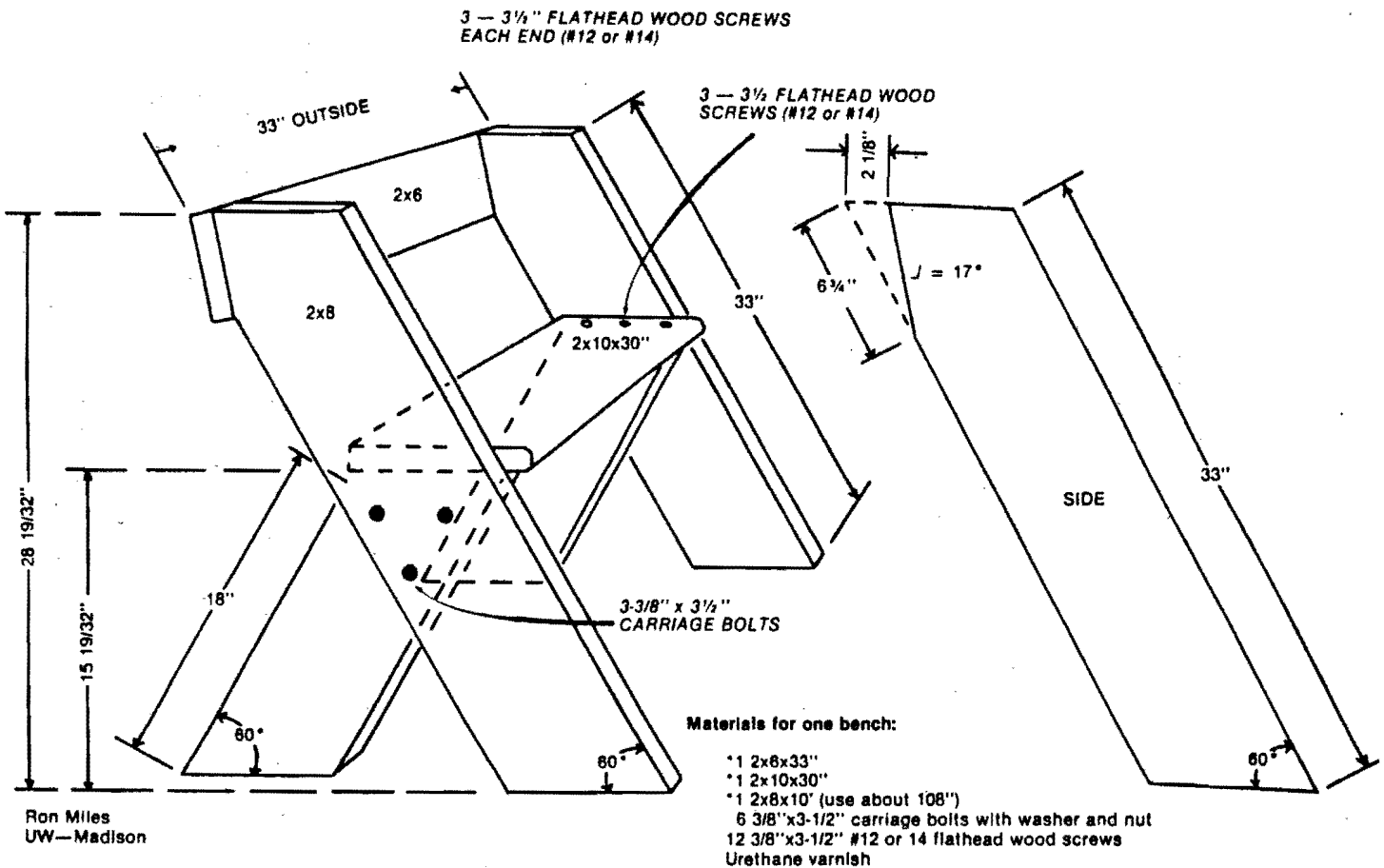


*create and something he could build on rather than starting out with something that was already beautiful. So, it was in the creativity of this land that we all got our satisfaction. But it took us a long time to get our perspective.**

Today, Leopold's shack still stands in the sand county along the Wisconsin River. It serves as a source of inspiration, a symbol of simplicity of living as well as the importance of working to understand the land and reunite humans with it.

**Quote from "A Prophet for All Seasons: Aldo Leopold," a film available from UW-Madison.*

ALDO LEOPOLD BENCH




The Inside Story

Compiled by Janice Stiefel

JACK-IN-THE-PULPIT

(*Arisaema triphyllum*)

Arum Family



OTHER NAMES: Indian Turnip, Bog-Onions, Priest's Pintle, Wake Robin, Cuckoo Plant, Wild Turnips, Dragon Root, American Arum, Brown Dragon, Cuckoo-Pint, Devil's Ear, Lords and Ladies, Marsh Pepper, Starchwort, Wild Pepper

HABITAT: Swamps and damp woods.

DESCRIPTION: The "Jack-in-the-Pulpit" formation grows under one or two, long-stemmed, three-parted, veined, dullish-green leaves. The flower consists of a curving, ridged hood, known as a "spathe," which is merely a modified leaf and which is commonly called the "pulpit." This envelops an erect club, known as the "spadix," which is a flower cluster called a "spike" and which is the "Jack." The spadix is 2-3 in. long. The small, greenish-yellow flowers are clustered on the lower part of the spadix and are either male or female. The spathe is somewhat variable in color – green and maroon or whitish-striped. In the open, where it is more or less exposed to sunlight, it is paler than when found in the deep woods where it is more commonly a dark purple. Height is 1-3 ft.

FLOWERING: April to June

COMMENTS: During the twenty years or so of his life, "Jack" does not exhibit the behavior of a normal preacher. He changes sex from time to time during those years. Recently, scientists have found that, depending on the amount of food stored, the plant will send up either a female or male flower. When the reserves are inadequate, the plant will produce a single leaf with male flowers, which require less energy than female flowers (that produce seeds). In years when sufficient energy has been stored, there will be two leaf stalks with three leaflets on each one. This means there is a female in the "pulpit." So – some years there is a female preacher in the pulpit and other years a male. The fertilized flowers of the female develop into green berries that ripen to an attractive bright red by late summer.

Years ago, when the city boys came to visit their country cousins, the wise country boys would introduce them to the country by giving them a bite of "Jack-in-the-Pulpit." At first the plant would taste fine, but soon a burning sensation would begin and cause an inflammation of the throat and mouth that could last for hours. Calcium oxalate crystals in the plant become imbedded in the tissues of the mouth and bring on a burning sensation. Cold milk is said to alleviate the problem somewhat. Other sources say vinegar will dissolve the crystals.

The leaves and red fruit are eaten by pheasants and wild turkeys. The language of Jack-in-the-Pulpit is ardor and zeal.

MEDICINAL USE: The pounded root was used by the Indians as a poultice for sore eyes. White men were taught to use small amounts of the half-dried corm for asthma, chronic bronchitis, and rheumatism. The Pawnees still favor the powdered corm for muscular pain. The corms were a common food of the Indians. However, they were never eaten raw because of the calcium oxalate crystals they contain (similar to the house plant, Dieffenbachia) The corms were boiled in water and the water was changed several times before eating them.

NAME ORIGIN: The **Genus Name**, *Arisaema* (A-ri-see'ma), is Latin and Greek for blood arum, in reference to the leaf color of some tropical species. The **Species Name**, *triphyllum* (try-fill'um), means "three-leaved."

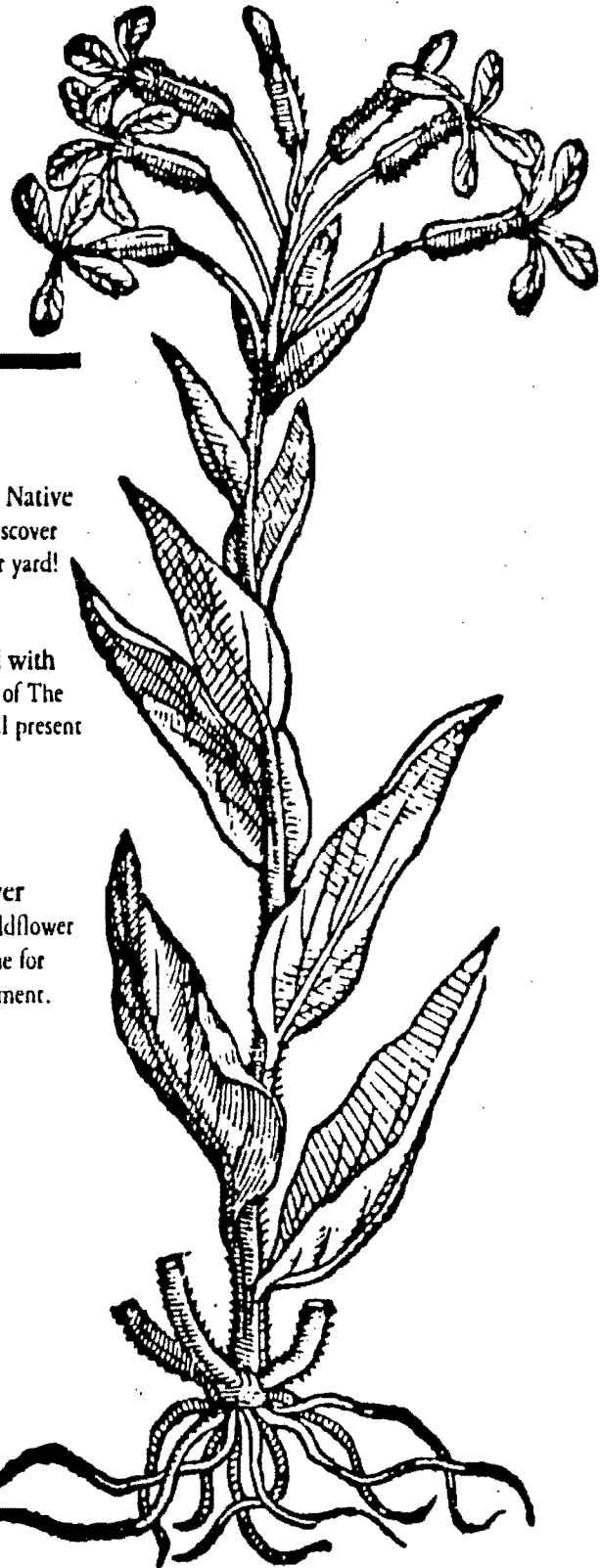
AUTHOR'S NOTE: Jack-in-the-Pulpit belongs to the same family as Skunk Cabbage; and the house plants, Dieffenbachia, Chinese Evergreen, Anthurium, and Caladium.

I always receive a special thrill when I spot this wonderful plant emerging in the moist woods. They camouflage themselves against other greenery, so they are not always easy to find. We must have more male preachers in our woods, because I only found five red berry clumps last fall and I know we had many more plants than that.

WILDFLOWER SHOW 1990

Sunday, June 3, 1990 10:00 a.m. to 4:00 p.m.

Co-sponsored by the Milwaukee Public Museum
and The Botanical Club of Wisconsin



Wild about wildflowers!

Join us for a celebration of the wildflower at the Milwaukee Public Museum's third annual Wildflower Show on Sunday, June 3. If Mother Nature cooperates, you'll be able to see more than 250 species of Wisconsin's native and naturalized plants on display. Many of the specimens will be live, potted plants supplemented by freshly-cut material, all identified and grouped by plant families. Cold storage and a greenhouse enable us to display spring-blooming species alongside flowers from early summer. You'll find wildflowers from two different seasons all under one roof!

Highlights of the Wildflower Show include:

- Landscaping with native plants
- Gardening to attract butterflies
- Protecting Wisconsin's endangered plants
- Identifying wildflowers
- Using dried flowers for arrangements
- Face painting with wildflower designs
- Plants for sale by native plant nurseries
- Information on the Botanical Club of Wisconsin and other plant and conservation organizations

Also on display will be the winning entries in the 1990 Wildflower Photographic Competition!

Special Programs

11:00 a.m.

The Butterfly Task Force presents: Native Plantings to Attract Butterflies - Discover which plants attract butterflies to your yard!

1:00 p.m.

Milwaukee Area Yards Landscaped with Native Plants - Lorrie Otto, member of The Wild Ones - Natural Landscapers, will present examples of city and suburban natural landscapes.

3:00 p.m.

How to Get That Perfect Wildflower Photograph - Dennis Grundman, wildflower photographer, will reveal his technique for taking photographs using basic equipment.



Milwaukee Public
MUSEUM
Sponsored by Milwaukee County



Regional Sources of Prairie, Wetland, and Woodland Plants & Seeds

PRAIRIE NURSERY (Niel Diboll) Box 365, Westfield, WI 53964

PRAIRIE RIDGE NURSERY (Joyce Powers) Rt. 2, 9738 Overland Road, Mt. Horeb,
WI 53572

PRAIRIE SEED SOURCE (Robert Ahrenhoerster) Box 83, North Lake, WI 53064

RETZER NATURE CENTER (Jerry Schwarzmeier) 31530 Hwy DT, Waukesha, WI 53186

WEHR NATURE CENTER (Mariette Nowak) 5879 S. 92nd Street, Hales Corners,
WI 53130

PRAIRIE MOON NURSERY (Alan Wade) Rt. 3, Box 163, Winona, MN 55987

PRAIRIE RESTORATION (Ron Bowen) Box 327, Princeton, MN 55371

THE NATURAL GARDEN 38W443 Highway 64, St. Charles, IL 60174

LITTLE VALLEY FARM (Barbara Glass) Rt. 3, Box 544, Spring Green, WI 53588

BOEHLKE'S WOODLAND GARDENS (Dan Boehlke) W140 N10829 Country Aire Road,
Germantown, WI 53022

COUNTRY WETLANDS NURSERY (JoAnn Gillespie) Box 126, Muskego, WI 53150

STRAND NURSERY, Rt. 3, Box 186, Osceola, WI 54020

MILAEGER'S GARDENS (Anne McNitt) 4838 Douglas Avenue, Racine, WI 53402

Art Lonergan, 3048 Paradise Drive, West Bend, WI 53095 (Wholesale or by the
the truck load only. Resale

RHODE'S NURSERY (Len Rhode) Rt. 2, Box 24B, Neshkoro, WI 54960

LANDSCAPE ALTERNATIVES, INC., 1465 Pascal Street, St. Paul, MN 55108

SHADY OAKS NURSERY, 700 19th Avenue NE, Waseka, MN 56093

SHADY ACRES NURSERY, 5725 S. Martin Road, New Berlin, WI 53146

* Watch for wildflower sales at nature centers & garden centers.

* Natural landscaping clubs (Wild Ones & Wehr)

* Developers are often very cooperative in rescue operations. Find them!

For additions, corrections, & information:

414/352-0734

Did you know?

As many of us delve deeper and deeper into this subject of native plants, and landscaping with them, we might forget that there are some among us who are just beginning to become acquainted with our natives. I frequently hear many non-native species mentioned in the same breath as the natives. For fear that we may be innocently planting non-natives when we think we are planting natives, I have compiled a list of some plants which are not native to America. I have purposely not included plants native to other parts of America, as then one gets into those grey areas as far as true, original ranges of "American" species. While there are many truly weedy species, there are also some nice garden perennials included, and they can certainly be a part of the perennial border. It is my feeling that because of somewhat incompatible growth habits, and unfair advantages due to hybridization, it is not wise to mix natives with non-natives. Daniel Boehlke, BWG

COMMON NAME	LATIN NAME	NATIVE ORIGIN
Day-flower	Commelina communis	Asia
Day-lily	Hemerocallis fulva, flava	Europe
Tiger-lily	Lilium tigrum	Asia
Hosta	Hosta sp.	Asia
Tulips	Tulipa sp.	So. Europe
Star of Bethlehem	Ornithogalum sp.	Europe
Grape Hyacinth	Muscari sp.	Europe
Lily of the Valley	Convallaria majalis	Eurasia
Dafodils	Narcissus sp.	Europe
Yellow-Water Flag Iris	Iris pseudacorus	Europe
Monkshood	Aconitum napellus	Europe
Tall Buttercup	Ranunculus acris	Europe
Poppys	Papaver sp.	Europe
Hen and Chicks	Sempervivum sp.	Europe
Depford Pink	Dianthus armeria	Europe
Bugleweed	Ajuga genevensis	Eurasia
St. Johns Wort	Hypericum perforatum	Europe
Purple Loosestrife	Lythrum salicaria	Eurasia
Stonecrop	Sedum sp. (most garden)	Eurasia
Silver Cinquefoil	Potentilla argentea	Asia
Sulpher Cinquefoil	Potentilla recta	Europe
Dames Rocket	Hesperis matronalis	Europe
Hibiscus	Hibiscus sp.	Eurasia, East US
Malvas	Malva sp.	Eurasia
Abutilons	Abutilon sp.	Asia
Queen Annes Lace	Daucus carota	Eurasia
Curly Dock	Rumex crispus	Europe
Leafy Spurge	Euphorbia esula	Eurasia
Teasel	Dipsacus laciniatus	Europe
Plantain	Plantago major, lanceolata	Eurasia
Nightshade	Solanum dalcamara	Eurasia
Gill over the Ground	Glechoma hederacea	Eurasia
Catnip	Nepeta cataria	Eurasia
Spearmint	Mentha spicata	Europe
Butter and Eggs	Linaria vulgaris	Europe
Dandelion	Taraxacum officinale	Eurasia
Orange Hawkweed	Hieracium aurantiacum	Europe
Meadow Goatsbeard	Tragopogon dubius	Europe
Chicory	Cichorium intybus	Eurasia
Bachelors Buttons	Centaurea sp.	Eur. Asia Med.
Bull Thistle	Cirsium vulgare	Eurasia
Canada Thistle	Cirsium arvense	Eurasia
Ox-Eye Daisy	Chrysanthemum leucanthemum	Eurasia
Tansy	Taracetum vulgare	"Old World"

Calendar

Notice: For the next six months, beginning with our May "dig", meetings of The Wild Ones will be open to members only. Pay your dues today! Beginning in November, the meetings will again be open to the public for the winter months with a dollar donation per person.

May: Our annual bulldozer alert wildflower dig.

June: A yard tour (a bus tour of a west side yard is possible).

July: A bus trip to Kohler to view the wildflowers on the golf course!

.....
A new book entitled **Gardening America: Regional and Historical Influences in the Contemporary Garden** by Ogden Tanner shows photographs of the yard of Rae Sweet, Lorrie Otto, and Milt Ettenheim. The Wild Ones Natural Landscaping Club and landscape architect Donald Vorpahl are mentioned in it also.

.....
There is a toll-free number for information about the Wisconsin Department of Transportation's Adopt-a-Highway Program. Call 1-800-242-2514.

.....
If you are interested in helping bluebirds, you are invited to join the Bluebird Restoration Association of Wisconsin Inc. Write: Delores Wendt, County Trunk Hwy. VV, 1751 - 28th Avenue, Rice Lake, WI 54868. It's exciting and fun! (The bluebirds check in occasionally to see who is a member and who isn't!! And what could be more satisfying than seeing a bluebird fly over a clump of yellow coneflowers??)

.....
1990 Wildflower Photographic Competition: This is the third annual contest for photos of native or naturalized plants found in Wisconsin. There are categories for plant close-ups and plants in the landscape. For entry rules, fees, prizes, and information contact the Botany Section of the Milwaukee Public Museum, 800 West Wells Street, Milwaukee, WI 53233. The deadline is Monday, May 7, 1990.





"No occupation is so delightful to me as the culture of the earth...Though I am an old man, I am but a young gardener."

- Thomas Jefferson, 1811

.....

The Wild Ones Natural Landscapers

Pres. - Deb Harwell, 8712 N. Spruce Road, River Hills, WI 53217 (351-4253)
V. Pres. - Lucy Schumann, 8108 N. Regent Road, Fox Point, WI 53217 (352-0313)
Sec. - Kristen Summerfield, 7901 W. Bridge, Cedarburg, WI 53012 (375-1230)
Treas. - Sue Hurda, 4528 W. Hiawatha Drive, Mequon, WI 53092 (242-5910)
Newsletter - Carol Chew, 8920 N. Lake Drive, Bayside, WI 53217 (351-0644)
Mentor - Lorrie Otto, 9701 N. Lake Drive, Bayside, WI 53217 (352-0734)

Meetings are held on second Saturdays at 9:30 a.m. at Schlitz Audubon Center, 1111 E. Brown Deer Rd., Milwaukee, WI 53217, 414/352-2880. Dues are \$12/yr.

.....

the wild ones



The Outside Story

newsletter for natural landscapers

BULK RATE U. S. POSTAGE PAID Milwaukee, Wis Permit No. 4016
--

HAVE YOU PAID YOUR DUES?